






**STUDENT & PARENT TUTORIALS**

[Click here for Teacher Tutorial Version!](#)

Tutorial Credits (VIEW ON TEACHER TUTORIAL VERSION): @JakeMillerTech, @historysandoval, @GoogleAppsForEdu, @DitchThatTextbook, @EricCurtis, @BenCogswell, @CandyTechIdeas, @MeganVenezia, @DustyPorter, @JaceyCrowl, @Attechedu.training, @NHSDTV, @NadineGilkison, @CyberdogStudios, @PocketfulOfPrimary, @JenniferHines, @MDTechVideos, @MikeMurphyCo, @CommonSenseMedia, @DavidCrabtree, @KATEMurrayState, @KnikoleTaylor, @MsDrasby, @tonyvincent, @myPD24/7, @TomMullaney, @ClaySmith, @SteveSmith, @MichelleLuhtala, @TempusNova, @MrMikeKaufman, @TarverAcademy, @LATITTrainer, @Steeple.com, @FlippedClassroomTutorials, @MelissaLim, @friEdTechnology, @ShakeUpLearning, @MrCampbellRocks

CHROME	CHROMEBOOK	DRIVE	SLIDES	SHEETS	DOC	DRAWING	CLASSROOM	JAMBOARD	MEET	SITES	KEEP
											
<a href="#">Copyright and Fair Use</a>	<a href="#">Learning to Use a Chromebook</a>	<a href="#">Create Folders</a>	<a href="#">Add a Timer</a>	<a href="#">Collaborator Icon</a>	<a href="#">Add a Comment</a>	<a href="#">Access Google Drawing</a>	<a href="#">Access Google Meet through Google Classroom</a>	<a href="#">How to Add Background</a>	<a href="#">Access Google Meet through Google Classroom</a>	<a href="#">Add &amp; Organize Pages</a>	<a href="#">Everything You Can Do In Google Keep</a>
<a href="#">How to add a Bookmark</a>	<a href="#">Trackpad &amp; Hotkeys</a>	<a href="#">Different Drive Bookmarks</a>	<a href="#">Add a Video</a>	<a href="#">Combinations</a>	<a href="#">Add a PopUp Message</a>	<a href="#">Add Drop Shadow</a>	<a href="#">Accessing Google Classroom</a>	<a href="#">How to Add Drive Files</a>	<a href="#">Expectations</a>	<a href="#">Add a Banner</a>	<a href="#">Ways You Can Use Google Keep</a>
<a href="#">Pin a Tab</a>	<a href="#">Split Screen</a>	<a href="#">How to login to Google Drive</a>	<a href="#">Add Google Slide to Doc</a>	<a href="#">Concat &amp; Concatenate</a>	<a href="#">Add a Table</a>	<a href="#">Add Shapes</a>	<a href="#">Creating a Google Doc, Slide, Sheet or Drawing in Google Classroom</a>	<a href="#">How to Draw Angles</a>	<a href="#">Google Meet for Students Intro</a>	<a href="#">Add a Logo</a>	<a href="#">Create a Note/List</a>
<a href="#">Transparent Image Search</a>		<a href="#">Move Files into a Folder</a>	<a href="#">Add Prefix/Suffix to Numbered List</a>	<a href="#">Different Doc, Sheet, Slides Bookmarks</a>	<a href="#">Add Google Slide to Doc</a>	<a href="#">Align Text</a>	<a href="#">How to join a Class</a>	<a href="#">Overview of Jamboard</a>	<a href="#">How to Join a Google Meet for Students</a>	<a href="#">Add Content</a>	<a href="#">Add Images</a>
		<a href="#">Move From Shared with Me</a>	<a href="#">Adding Audio</a>	<a href="#">Dropdown</a>	<a href="#">Add More Fonts</a>	<a href="#">Change Background Color</a>	<a href="#">How to login to Google Classroom</a>			<a href="#">Add Favicon</a>	<a href="#">Add Drawings</a>
		<a href="#">Switching Drive by Owner</a>	<a href="#">Align, Distribute &amp; Center</a>	<a href="#">Filter Formula</a>	<a href="#">Add Prefix/Suffix to Numbered List</a>	<a href="#">Crop an Image</a>	<a href="#">Parent Guide - Communication</a>			<a href="#">Add Other Website's Content</a>	<a href="#">Add Screenshots &amp; Websites</a>
		<a href="#">Upload to Drive</a>	<a href="#">Auto Play and Loop</a>	<a href="#">Make/Force a Copy</a>	<a href="#">Auto Complete</a>	<a href="#">Custom Gradients</a>	<a href="#">Parent Guide - Editing Assignments</a>			<a href="#">Buttons</a>	
			<a href="#">Change Background Color</a>	<a href="#">Mean, Median, Mode</a>	<a href="#">Bookmarks for Links</a>	<a href="#">Fill in the Blank</a>	<a href="#">Parent Guide - Intro to Google Classroom</a>			<a href="#">Change URL</a>	
		<b>iPAD TUTORIAL</b>	<a href="#">Change Page Size</a>	<a href="#">Paint Format</a>	<a href="#">Change Default Font</a>	<a href="#">Full Screen Preview</a>	<a href="#">Parent Guide - Navigation</a>			<a href="#">Collapsible Text Boxes</a>	
		<a href="#">Choose Your Own Adventure</a>	<a href="#">Show All Comments</a>	<a href="#">Tab Level Editing Rights</a>	<a href="#">Change Page Color</a>	<a href="#">Grouping</a>	<a href="#">Parent Guide - Parent Settings</a>			<a href="#">Create a Page</a>	
		<a href="#">Login to Drive</a>	<a href="#">Collaborator Icon</a>	<a href="#">Check Revision History</a>	<a href="#">How to Share</a>	<a href="#">Parent Guide - Student Settings</a>				<a href="#">Create a Subpage</a>	
			<a href="#">Create a New Bookmark</a>	<a href="#">Translate</a>	<a href="#">Citing with EasyBib</a>	<a href="#">Increase Font Size</a>	<a href="#">Parent Guide - Submitting Assignments</a>			<a href="#">Edit Images</a>	
			<a href="#">Custom Dimensions</a>		<a href="#">Citing with Explore</a>	<a href="#">Insert an Image</a>	<a href="#">Parent Guide - To Do List</a>			<a href="#">Edit Sections</a>	
			<a href="#">Different Doc, Sheet, Slides Bookmarks</a>		<a href="#">Collaborator Icon</a>	<a href="#">Lines</a>	<a href="#">Switching Owner</a>			<a href="#">Edit Text</a>	
			<a href="#">Make/Force a Copy</a>		<a href="#">Compare Only Named Versions</a>	<a href="#">Make a Venn Diagram</a>	<a href="#">Turning In Assignments</a>			<a href="#">Embed Slides</a>	
			<a href="#">Format Fonts in Comments</a>		<a href="#">Create a New Bookmark</a>	<a href="#">Mask an Image into a Shape</a>	<a href="#">Unsubmit/Resubmit</a>			<a href="#">Headers &amp; Themes</a>	
			<a href="#">Increase Font Size</a>		<a href="#">Define Tool</a>	<a href="#">Resize Canvas</a>				<a href="#">Image Carousel</a>	
			<a href="#">Insert a New Slide</a>		<a href="#">Different Doc, Sheet, Slides Bookmarks</a>	<a href="#">Speech and Thought Bubbles</a>				<a href="#">Name Your Site</a>	
			<a href="#">Insert Image/Gif</a>		<a href="#">Document Outline</a>	<a href="#">Style Tips</a>				<a href="#">Preview Your Site</a>	
			<a href="#">Link to Other Slides</a>		<a href="#">Embed a Google Drawing</a>	<a href="#">Transparency</a>	<b>iPAD TUTORIAL</b>			<a href="#">Publish Your Site</a>	
			<a href="#">Locking Slides</a>		<a href="#">Emojis</a>	<a href="#">Video</a>	<a href="#">Login to Classroom</a>			<a href="#">Resize Content</a>	
			<a href="#">Make a Silhouette</a>		<a href="#">Font, Fill, Highlight</a>	<a href="#">Word Art</a>	<a href="#">Join a Class</a>			<a href="#">Select Layout</a>	
			<a href="#">Presentation Mode</a>		<a href="#">Force a Copy</a>					<a href="#">Share and Collaborate</a>	
			<a href="#">Print Slides Speaker Notes</a>		<a href="#">Format Fonts in Comments</a>					<a href="#">Share Settings</a>	
			<a href="#">Skip Slides</a>		<a href="#">Heading as Link</a>					<a href="#">Site Navigation</a>	
			<a href="#">Templates</a>		<a href="#">Hyperlink</a>					<a href="#">Unpublish Your Site</a>	
			<a href="#">Voice Typing</a>		<a href="#">Increase Font Size</a>						
					<a href="#">Insert Image/Gif via URL</a>						
					<a href="#">Insert Table of Contents</a>						
					<a href="#">Name Versions of Version History</a>						
					<a href="#">Portrait to Landscape</a>						



































