



DOUGLASS PUBLIC SCHOOLS

UNIFIED SCHOOL DISTRICT 396

Robert D. Reynolds, Superintendent of Schools

Scott M. Dunham, Principal, Douglass High School & Sisk Middle School

Jason A. Menard, Asst Principal/Activities Director, Douglass High School & Sisk Middle School

Kim K. McCune, Elementary School Principal

Emergency Safety Intervention (ESI) Parent Information


Douglass Public Schools

Douglass High School
Douglass Middle School
Douglass (Seal) Elementary

Table of Contents

Standards of When ESI Can Be Used	Page 2
Parents' Rights Flyer	Page 4
Local Dispute Resolution Process	Page 8
Local Dispute Resolution Guide for Parents	Page 10
State Board Administrative Review Process	Page 11
State Board Administrative Review Guide for Parents	Page 12
Fact Sheet about ESI	Page 13
Contact Information	Page 14

Standards for the use of Emergency Safety Interventions



The emergency safety interventions (ESI) law set forth standards for the use of restraint and seclusion to ensure that all Kansas students and staff have a safe learning environment. The standards found in the ESI statutes and regulations are required to be followed in all Kansas public school districts and accredited private schools.

An **ESI** is the use of seclusion or physical restraint. The use of ESIs shall **cease as soon as the immediate danger of physical harm and violent action ceases to exist.**

Before using an ESI, a school employee witnessing the student's behavior must have determined that **less restrictive alternatives** to ESI, such as positive behavior interventions support, were inappropriate or ineffective under the circumstances.

ESIs shall be used **only when a student presents a reasonable and immediate danger of physical harm to such student or others with the present ability to effect such physical harm.** Violent action that is destructive of property may necessitate the use of an ESI. ESIs may not be used for purposes of discipline, punishment, or for the convenience of a school employee.

Physical restraint means bodily force used to substantially limit a student's movement. Physical restraint is **NOT**:

- Consensual, solicited or unintentional contact and contact to provide comfort, assistance or instruction;
- physical escort;
- prescribed treatments for a student's medical or psychiatric condition by a person appropriately licensed to issue these treatments;
- protective or stabilizing devices either ordered by an appropriately licensed professional or required by law;
- any device used by a law enforcement officer in carrying out law enforcement duties; and
- seatbelts and any other safety equipment when used to secure students during transportation.

Prohibited types of restraints:

- **Prone**, or face-down, physical restraint;
- **supine**, or face-up, physical restraint;
- any physical restraint that **obstructs the airway** of a student;
- any physical restraint that **impacts a student's primary mode of communication**;
- **chemical restraint** ("chemical restraint" means the use of medication to control a student's violent physical behavior or restrict a student's freedom of movement); and

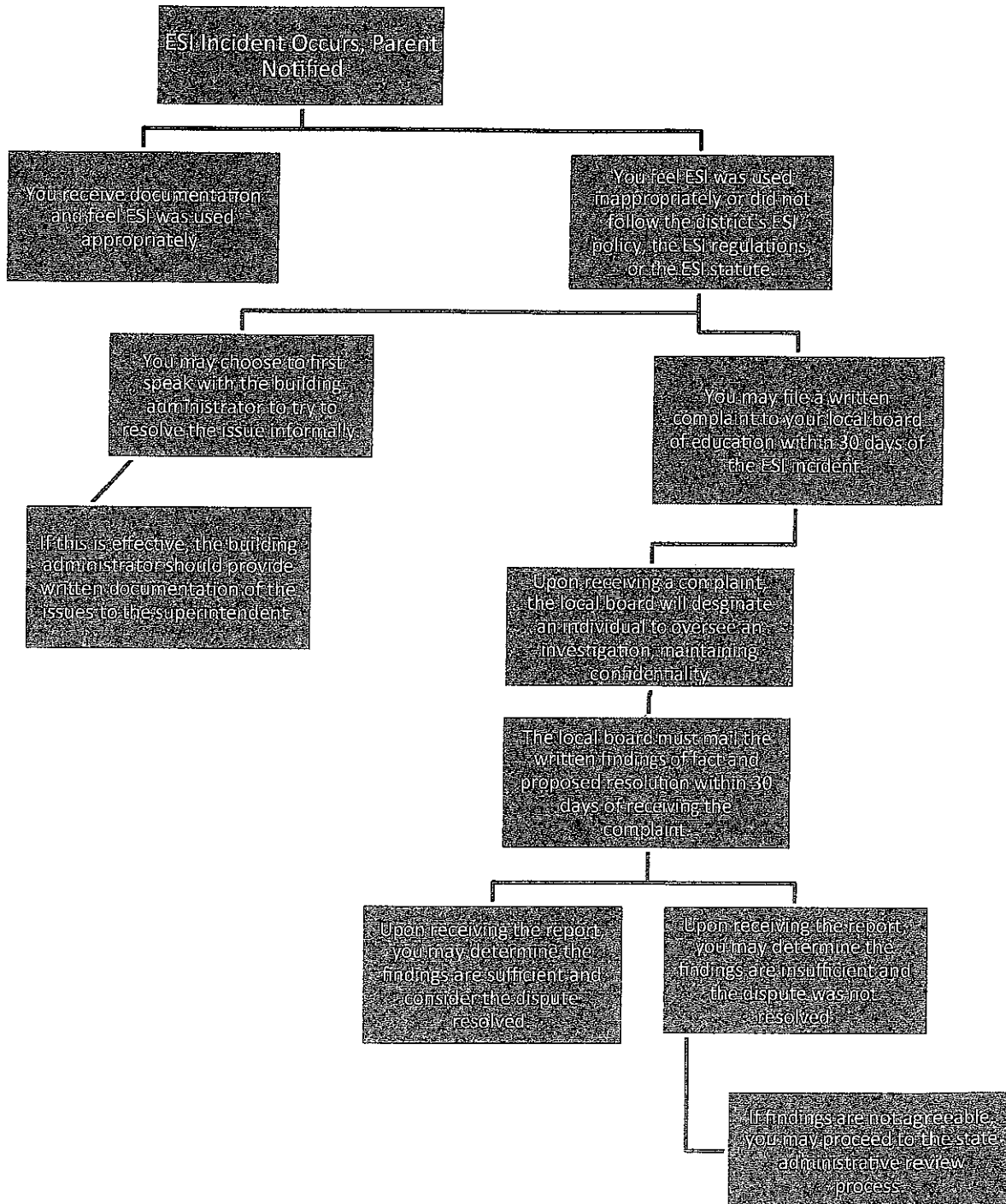
State Board Administrative Review Guide for Parents

This process will be available no later than March 1, 2016. Information to help parents navigate this process will be available as soon as the proposed regulation is adopted by the Kansas State Board of Education.

State Board Administrative Review Process

This process will be available no later than March 1, 2016. Information about this process will be available as soon as the proposed regulation is adopted by the Kansas State Board of Education.

Local Dispute Resolution Guide for Parents



Local Dispute Resolution Process

The board of education encourages parents to attempt to resolve issues relating to the use of ESI informally with the building principal and/or the Director before filing a formal complaint with the board. In the event that the complaint is resolved informally, the administrator must provide a written report of the informal resolution to the Director and the parents and retain a copy of the report at the school. The Director will share the informal resolution with the board of education and provide a copy to the state department of education.

If the issues are not resolved informally with the building principal and/or the Director, the parents may submit a formal written complaint to the board of education by providing a copy of the complaint to the clerk of the board and the Director within thirty (30) days after the parent is informed of the ESI.

Upon receipt of a formal written complaint, the board president shall assign an investigator to review the complaint and report findings to the board as a whole. Such investigator may be a board member, a school administrator selected by the board, or a board attorney. Such investigator shall be informed of the obligation to maintain confidentiality of student records and shall report the findings and recommended action to the board in executive session.

Any such investigation must be completed within thirty (30) days of receipt of the formal written complaint by the board clerk and Director. On or before the 30th day after receipt of the written complaint, the board shall adopt written findings of fact and, if necessary,

appropriate corrective action. A copy of the written findings of fact and any corrective action adopted by the board shall only be provided to the parents, the school, and the state department of education. Once such a procedure has been developed, a parent may file a complaint under the state board of education complaint process within thirty (30) days from the date a final decision is issued pursuant to the local dispute resolution process.

When Must a Parent be Notified an ESI has been Used?

- The school must notify the parent the same day the ESI was used. If the parent cannot be notified, then the school must notify an emergency contact person for the student.
- Documentation of the ESI used must be completed and provided to the parent by the school day following the day on which the ESI was used.
- The parent must be provided with the following information in writing after the first ESI incident in a school year and provided with this information after subsequent ESI incidents through a web address that contains this information:
 - A copy of the standards of when ESI can be used;
 - A flyer on the parent's rights under ESI law;
 - Information on the parent's right to file a complaint through the local dispute resolution process and the complaint process of the Kansas State Board of Education; and
 - Information that will assist the parent in navigating the complaint process, including contact information for Families Together and the Disability Rights Center of Kansas.



Requirements if there is a Third ESI Incident with a Student within a School Year

If there is a third ESI incident within a school year on a student with an IEP or a Section 504 plan, then the student's IEP or Section 504 team must meet within 10 days after the incident to discuss the incident and consider the need to conduct a functional behavioral analysis (FBA), develop a behavior intervention plan (BIP), or amend the student's BIP if the student already has one. These requirements must be followed unless the student's IEP or Section 504 team agrees on a different process.



If there is a third ESI incident within a school year on a student without an IEP or a Section 504 plan, then the student's parent and school employees must meet within 10 days after the incident to discuss the incident and consider the appropriateness of a referral for a special education evaluation or the need for a FBA or BIP. The school employees involved in this meeting must include a school administrator for the school where the student attends, one of the student's teachers, a school employee involved in the incident, and any other school employees designated by the school administrator as appropriate to attend the meeting.

The student must be invited to any of the meetings referred to previously in this section.

The meetings referred to in this section may be extended beyond the 10-day requirement if the parent of the student is unable to attend within that time period.

What Can I Do if I Feel that ESI has been Used Inappropriately with My Child?

If a parent believes that ESIs have been used that violate the ESI statute, ESI regulations, or the district's ESI policy, then the parent may file a complaint through the local dispute resolution process within 30 days of the use of ESI.

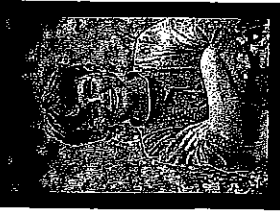
A parent may file a complaint through the Kansas State Board of Education's complaint process within 30 days from the date that a parent receives a final decision through the local dispute resolution process or after 30 days have passed since the parent filed a complaint through the local dispute resolution process, if the parent has not received the local board's final decision.



If your child has a history of seclusion and restraint or challenging behavior, he or she could be eligible for additional supports and interventions. Parents are welcome to contact Families Together, Inc. to discuss possible options.

Functional Behavioral Assessments

All behaviors are functional and are maintained in environments that support them. If your child's behavior impedes the learning of self or others, you may consider requesting a functional behavioral assessment.



A Functional Behavioral Assessment can help teams determine the when, where, how and why problematic behavior occurs. A comprehensive assessment includes interviews, record reviews, observation and data collection, graphing data collected, testing hypotheses, curriculum analysis, implementation of interventions and evaluation of effectiveness of the plan. Assessments should identify antecedents (what happens just before the behavior occurs), a very clearly defined picture of the behavior that is occurring, and the reinforcers (what happens just after the behavior occurs). If a behavior meets a function for the student, the behavior will continue. Teams need to determine what the function of the behavior is so that they may provide successful interventions or teach replacement behaviors that meet the same function for the student.

Behavior Intervention Plans

Behavior Intervention Plans (BIP) should be positive and instructive and based upon a functional behavioral assessment. A BIP should address:

- The function of the behavior
- Effective teaching of the expected behavior
- Rewards and consequences that are meaningful to the student
- Opportunities to self-manage behaviors



A functional behavioral assessment can be conducted at any time for a student who does not respond to school-wide behavioral interventions. Following the assessment, a behavior intervention plan may be developed. As a parent, you have the right to request a functional behavioral assessment. Contact families

Together for further assistance.

When May Emergency Safety Intervention be Used?

- May only be used when a student presents a reasonable and immediate danger of physical harm to such student or others with the present ability to cause physical harm.
- Less restrictive alternatives, such as positive behavior interventions support, must be deemed inappropriate or ineffective under the circumstances by the school employee witnessing the student's behavior prior to the use of any ESIs.
- The use of ESI must stop as soon as the immediate danger of physical harm ends.
- ESI cannot be used for purposes of discipline, punishment, or for the convenience of a school employee.
- A student may not be subjected to seclusion if the student is known to have a medical condition that could put the student in mental or physical danger as a result of seclusion. The existence of this medical condition must be indicated in a written statement from the student's licensed health care provider that is provided to the school and is placed in the student's file. Note that this exception does not apply to restraint.
- Violent destruction of property may also prompt the use of ESI.



What are the Requirements for Seclusion?



When a student is placed in seclusion, a school employee must be able to see and hear the student at all times.

All seclusion rooms that have a locking door must be designed to make sure that the lock automatically disengages when the school employee watching the student walks away from the seclusion room, or in cases of emergency, such as fire or severe weather.

A seclusion room must be a safe place with proportional and similar characteristics as other rooms where students frequent. A seclusion room must be free of anything that could be a danger to the student and must be well-ventilated and sufficiently lighted.

What are Emergency Safety Interventions?

Emergency Safety Interventions (ESI) are seclusion and restraint that are used when the student presents a reasonable and immediate danger to self or others.

What is Seclusion?

Seclusion means placement of a student in a location where all the following conditions are met:

1. the student is **placed** in an enclosed area by school personnel;
2. the student is purposefully **isolated** from other adults and peers; and,
3. the student is prevented from leaving, or the student reasonably believes that such student will be prevented from leaving, the enclosed area.

Time-out is not the same as seclusion. Time-out is when a student is temporarily removed from the learning activity, but is not confined.

What is Restraint?

Restraint can take form in different ways. **Mechanical restraint** is defined as any device or object used to limit a person's movement. The use of mechanical restraint is prohibited in Kansas except those protective or stabilizing devices ordered by a person appropriately licensed to issue the order for the device. Mechanical restraint used by a law enforcement officer in carrying out law enforcement duties is allowed. Seatbelts and/or other safety equipment when used to secure students during transportation are also allowed.

The definition of **physical restraint** is bodily force used to substantially limit a student's movement. The use of prone physical restraint (face-down) and supine physical restraint (face-up) are prohibited. Physical restraint may not obstruct the airway of the student or impact the student's primary mode of communication.

Chemical restraint is prohibited in Kansas. A student may take prescribed treatments for a medical or psychiatric condition when they are prescribed by a person who is properly licensed to prescribe medication.

Consensual, solicited, or unintentional contact and contact to provide comfort, assistance, or instruction is not physical restraint.

Why focus on Positive Interventions?

Positive Interventions help build positive relationships and encourage new behaviors. Positive interventions also reinforce new skills and increase self-satisfaction and optimism among youth, parents and teachers. All students need to be recognized and rewarded when they are meeting the expectations that have been established. Current research suggests positive recognition (rewards, reinforcements, praise) must occur more frequently than negative recognition. A well-developed behavior intervention plan should include many positive interventions in order to effectively change behavior. The first consideration should be the appropriateness of the interventions. The team should select interventions that are based upon the student's developmental level, motor ability, communication mode and other factors relevant to the student and the disability. Environmental and context related factors should also be considered. These might include things such as classroom seating, noise levels, peer issues, instruction that is too hard or too easy, transitions, and changes in the setting.

U.S. Department of

Education Restraint and

Seclusion: Resource


Document

Replacement Behaviors

A replacement behavior is when a student replaces an inappropriate behavior with an appropriate one that continues to serve the same function for the student. When selecting replacement behaviors, the team should address the following questions:

- Does the replacement behavior work as well as the challenging behavior in meeting the student's needs?
- Will it be an acceptable alternative to the challenging behavior?
- Will the replacement behavior be something the student will choose to do and that his or her family and teachers support?
- Will the replacement behavior help build a positive reputation for the student?

Students should be recognized and rewarded for choosing to utilize replacement behaviors to be most effective.



Where can I find out more
information about
Emergency Safety Interventions
(Seclusion and Restraint)?



Families Together, Inc.

Topeka Parent Center- 1-800-264-6343
topeka@famielstogethertnc.org

Wichita Parent Center- 1-888-815-6364
wichita@famielstogethertnc.org

Garden City Parent Center- 1-888-820-6364
gardencity@famielstogethertnc.org



Kansas
Parent
Information
Resource
Center

Kansas Parent Information
Resource Center (KPIRC)
1-866-711-6711
www.kpirc.org


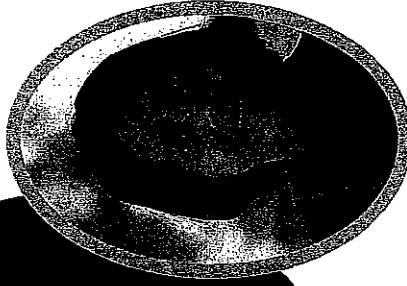


Kansas State Department
of Education (KSDE)

1-800-203-9462
www.ksde.org
www.ksdetasn.org



A Family Guide to the Use of Emergency Safety Interventions (Seclusion and Restraint) in Kansas



- **mechanical restraint** (“mechanical restraint” means any device or object used to limit a student’s movement).

Seclusion means placement of a student in a location where:

- The student is placed in an **enclosed area** by school personnel;
- the student is **purposefully isolated** from adults and peers; and
- the student is **prevented from leaving**, or the student reasonably believes that such student will be prevented from leaving, the enclosed area.

A student may not be secluded if the student is known to have a **medical condition** that could put the student in mental or physical danger as a result of seclusion. The medical condition must be in a written statement from the student’s licensed health care provider, and a copy of given to the school and placed in the student’s file.

When a student is placed in seclusion, a school employee shall be able to **see and hear the student** at all times.

If a seclusion room has a locking door it must be designed to ensure that the lock automatically disengages when the school employee viewing the student walks away from the seclusion room, or in cases of emergency, such as fire or severe weather.

A seclusion room must be a **safe place**. The room must have good ventilation and lighting, and be free of any condition that could be a danger to the student. The room must also be similar to other rooms where students frequent.

Seclusion is **not time-out**, which is a behavioral intervention in which a student is temporarily removed from a learning activity without being confined.



ESI Fact Sheet

Key Requirements from the ESI Statute and ESI Regulations

Physical Restraint:

Bodily force used to substantially limit a student's movement, except that consensual, solicited or unintentional contact and contact to provide comfort, assistance or instruction shall not be deemed to be physical restraint. The term physical restraint does not include a physical escort. Physical escort means the temporary touching or holding the hand, wrist, arm, shoulder, or back of a student who is acting out for the purpose of inducing the student to walk to a safe location.

The use of prone (face-down) physical restraint, supine (face-up) physical restraint, physical restraint that obstructs the airway of a student, or any physical restraint that impacts a student's primary mode of communication is **prohibited**.

Seclusion:

Placement of a student in a location where all the following conditions are met:

- (1) The student is placed in an enclosed area by school personnel;
- (2) the student is purposefully isolated from adults and peers; and
- (3) the student is prevented from leaving, or the student reasonably believes that the student will be prevented from leaving, the enclosed area.

It does not include a time-out, which is a behavioral intervention in which a student is temporarily removed from a learning activity without being confined. A student cannot be secluded if staff knows that a student has a medical condition that could put the student in mental or physical danger. When a student is placed in seclusion, a staff member must be able to see and hear the student at all times. All seclusion rooms that have a locking door must be designed to ensure that the lock automatically disengages when the staff member watching the student walks away or in cases of emergency such as fire or severe weather. If a school uses a seclusion room it must be a safe place, free of any dangerous conditions, well-ventilated, and sufficiently lighted.

When ESI May be Used

- ESI shall only be used when the student presents a reasonable and immediate danger of physical harm to self or others with the present ability to effect such physical harm
 - Less restrictive alternatives, such as positive behavior interventions support, must be deemed inappropriate or ineffective under the circumstances prior to ESI being used
 - The use of ESI must stop immediately when the danger of physical harm ends
 - Violent action that is destructive of property may necessitate the use of ESI
- ESI must not be used for discipline, punishment, or the convenience of a school employee

Parent Notification and Required Meetings

- Parents must be notified the same day that an ESI incident occurs
- Parents must be provided information about ESI, their rights, and the dispute resolution process the day following an ESI incident
- After the third ESI incident with a student in a school year, there must be a meeting within 10 days to discuss the incident and support for the student

Contact Information

Local

District Administrator Contact for ESI Questions

Robert Reynolds

316-747-3300

rreynolds@usd396.net

School Administrator Contacts for ESI Questions

Scott Dunham

316-747-3310

sdunham@usd396.net

Jason Menard

316-747-3310

jmenard@usd396.net

Kim McCune

316-747-3350

kmccune@usd396.net

www.usd396.net

State

General ESI Information:

<http://ksdetasn.org/>

ESI Questions:

Laura Jurgensen

Kansas State Department of Education

ljurgensen@ksde.org

785-296-5522

Parent Training and Information Center:

Families Together

<http://famiestogetherinc.org/>

888-815-6364

Protection and Advocacy System:

Disability Rights Center of Kansas

<http://www.drckansas.org>

877-776-151 or 785-273-9661