


Cleveland Independent School District
Cleveland Middle School
2018-2019 Campus Improvement Plan



Mission Statement

Cleveland Middle School staff, students, parents, and community members will work together to inspire everyone on our campus to overcome challenges, achieve goals, and become life-long learners, and productive citizens.

Vision

At Cleveland Middle School we envision our school as a learning community where staff, students, parents, and community members work together toward shared goals, leading to success for all. It is an ideal school in which staff members love to work, students love to learn, parents, and community members love to support, and we all take great pride.

Comprehensive Needs Assessment

Revised/Approved: October 01, 2018

Demographics

Demographics Summary

Cleveland Middle School is one of seven campuses in Cleveland Independent School District. Cleveland Middle School serves predominantly working class families in Cleveland and the surrounding communities. Cleveland Middle School serves approximately 1500 students in grades six, seven and eight. The campus is departmentalized in terms of instruction with a focus on team teaching. The sixth grade student population is 530 students, the seventh grade student population is 506 students, and the eighth grade student population is 452 students. The demographic make up is 74% Hispanic/Latino, 17% White, 6% African American, 3% Asian, American Indian/Alaskan Native, Hawaiian/Pacific Islander and multiracial. Cleveland Middle School has a current staff of 102 teachers and 23 paraprofessionals. 93% of the teachers are highly qualified. The average daily attendance rate for students is 95%. The average daily attendance for staff is 91%. Cleveland Middle School serves 158 ESL students and we have 17 parent denials. 92 students have been identified for 504 services, along with 98 students who are served through the Special Education program.

Demographics Strengths

We have a school-parent-community focus that works collaboratively to meet the needs of the students.

Student Academic Achievement

Student Academic Achievement Summary

In regards to the 2017-2018 school year, the student body made many gains. The seventh grade students made improvements in all three state tested categories: math, reading and writing. Cleveland Middle School also saw improvements in the eighth grade state assessment for all tested categories: reading, math, science and social studies. Our eighth grade students made longitudinal gains from their seventh grade school year in comparable tested STAAR areas.

Student Academic Achievement Strengths

Cleveland Middle School met standard for the 2017-2018 school year, and did so in the previous four school years. CMS earned one distinction in the area of College Readiness.

Problem Statements Identifying Student Academic Achievement Needs

Problem Statement 1: Close achievement gaps between student groups on STAAR.

Problem Statement 2: Increase level 3 performance on STAAR.

Problem Statement 3: Increase overall academic performance in grades 6-8 to meet the state average for the following student groups: LEP, Special Education and African American students.

School Processes & Programs

School Processes & Programs Summary

Our school wide program consists of parent involvement activities, AR Reading, math lab, tutorials – math, 2 Reading labs for tutorials, monthly professional developments, weekly Professional Learning Community meetings, an Interventionist and two instructional specialists (one for Math/Science and one for English Language Arts/History). Our State Compensatory Program (SCE) consists of instructional specialists training teachers to help implement best practices for assisting at-risk students, a social skills and behavior program, extended day with afterschool tutorials in all subject areas, and Professional Learning Communities.

School Processes & Programs Strengths

Proven Instructional supports; the programs we are using this school year we used last year with much success. Our goal is to continue with the implementation of the systems that have proven successful with our students including Fundamental 5.

Problem Statements Identifying School Processes & Programs Needs

Problem Statement 1: Maintain the fidelity of our programs throughout the school year.

Perceptions

Perceptions Summary

The CMS school culture and climate is focused on helping students become successful both academically and socially. CMS is a student driven school that emphasizes overcoming challenges, achieving goals, and becoming life-long learners and productive citizens. We emphasize that a successful school environment involves the school, parents, students and community.

Perceptions Strengths

CMS is composed of hard working, dedicated teachers and staff who meet the needs of the whole child.

Problem Statements Identifying Perceptions Needs

Problem Statement 1: Increase efforts to increase community support.

Problem Statement 2: Increase positive school culture and climate among teachers and staff.

Comprehensive Needs Assessment Data Documentation

The following data were used to verify the comprehensive needs assessment analysis:

Improvement Planning Data

- District goals
- Campus goals
- Current and/or prior year(s) campus and/or district improvement plans
- Campus and/or district planning and decision making committee(s) meeting data
- State and federal planning requirements

Accountability Data

- Texas Academic Performance Report (TAPR) data
- Domain 1 - Student Achievement
- Domain 2 - Student Progress
- Domain 3 - Closing the Gaps
- System Safeguards and Texas Accountability Intervention System (TAIS) data
- Critical Success Factor(s) data
- Accountability Distinction Designations
- Federal Report Card Data
- PBMAS data

Student Data: Assessments

- State and federally required assessment information (e.g. curriculum, eligibility, format, standards, accommodations, TEA information)
- State of Texas Assessments of Academic Readiness (STAAR) current and longitudinal results, including all versions
- STAAR End-of-Course current and longitudinal results, including all versions
- STAAR Released Test Questions
- STAAR EL Progress Measure data
- Texas English Language Proficiency Assessment System (TELPAS) results
- Student Success Initiative (SSI) data for Grades 5 and 8
- Local diagnostic reading assessment data
- SSI: Istation Indicators of Progress (ISIP) accelerated reading assessment data for Grades 3-5 (TEA approved statewide license)
- SSI: Compass Learning accelerated reading assessment data for Grades 6-8 (TEA approved statewide license)
- Local diagnostic math assessment data
- SSI: Think Through Math assessment data for Grades 3-8 and Algebra I (TEA approved statewide license)
- Local benchmark or common assessments data
- Student failure and/or retention rates

Student Data: Student Groups

- Race and ethnicity data, including number of students, academic achievement, discipline, attendance, and rates of progress for each group
- Special Programs data, including number of students, academic achievement, discipline, attendance, and rates of progress for each student group
- Economically Disadvantaged / Non-economically disadvantaged performance, progress, and participation data,
- Male / Female performance, progress, and participation data
- Special education population, including performance, discipline, progress, and participation data
- Migrant population, including performance, progress, discipline, attendance, and mobility
- At-Risk population, including performance, progress, discipline, attendance, and mobility
- EL or LEP data, including academic achievement, progress, support and accommodation needs, race, ethnicity, gender, etc.
- Career and Technical Education (CTE) data, including academic achievement, progress, program growth, race, ethnicity, gender, etc.
- Section 504 data
- Homeless data
- Gifted and talented data
- Response to Intervention (RtI) student achievement data
- Dyslexia Data
- Response to Intervention (RtI) student achievement data

Student Data: Behavior and Other Indicators

- Completion rates and/or graduation rates data
- Annual dropout rate data
- Attendance data
- Mobility rate, including longitudinal data
- Discipline records
- Violence and/or violence prevention records
- Tobacco, alcohol, and other drug-use data
- Student surveys and/or other feedback
- Student surveys and/or other feedback
- Class size averages by grade and subject
- School safety data

Employee Data

- Professional learning communities (PLC) data
- Staff surveys and/or other feedback
- State certified and high quality staff data
- Teacher/Student Ratio
- Campus leadership data
- Campus department and/or faculty meeting discussions and data
- Professional development needs assessment data

- Evaluation(s) of professional development implementation and impact
- T-TESS

Parent/Community Data

- Parent surveys and/or other feedback
- Parent Involvement Rate
- Community surveys and/or other feedback

Support Systems and Other Data

- Organizational structure data
- Processes and procedures for teaching and learning, including program implementation
- Communications data
- Capacity and resources data
- Budgets/entitlements and expenditures data
- Study of best practices
- Action research results
- Other additional data

Goals



Goal 1: All students will reach higher standards, at a minimum attaining proficiency or better in Reading, Writing, History, Science and Mathematics.

Performance Objective 1: Performance Objective 1: Students will achieve academic progress on each common assessment.

Evaluation Data Source(s) 1: Students will achieve 70 percent or higher on Texas STAAR assessments.

Summative Evaluation 1: Some progress made toward meeting Performance Objective

Strategy Description	Monitor	Strategy's Expected Result/Impact	Formative Reviews		
			Nov	Feb	May
<p>Critical Success Factors CSF 1 CSF 4 CSF 7</p> <p>1) Define clear, specific, and rigorous academic objectives by grade and subject in the core content areas that are aligned from grades 6 to 8 to prepare all students including sub-populations for high school grade level work.</p>	Principal, Instructional Specialists, Teachers	Common Assessments, Data Wall - TEKS Objectives, Data Wall - Student Progress			
Funding Sources: Local Funds - 0.00					
<p>Critical Success Factors CSF 1 CSF 2 CSF 3 CSF 4 CSF 7</p> <p>2) The Core Area curriculum will be mapped horizontally and vertically from K-12 based on TEKS Resource System</p>	Principal, Instructional Specialists, Teachers	Common Assessments, Lesson Plans			
Funding Sources: Local Funds - 0.00					
<p>Critical Success Factors CSF 1 CSF 4 CSF 7</p> <p>3) Develop and implement an instructional calendar indicating the introduction of and reinforcing of tested TEKS groups.</p>	Principal, Instructional Specialists, Teachers	9 Week lesson plans Weekly lesson plans			
Funding Sources: Local Funds - 0.00					

<p align="center">Critical Success Factors CSF 1 CSF 2 CSF 3 CSF 4 CSF 7</p> <p>4) Campus Professional Development opportunities will be provided to staff members on an on-going basis during the school year and during the summer months.</p>	Principal, Instructional Specialists, Teachers	Professional Development Calendar, In-service, Professional Development days			
<p align="center">Critical Success Factors CSF 1 CSF 7</p> <p>5) The curriculum in the core area is continually assessed through the use of formative assessments</p>	Principal, Instructional Specialists, Teachers	Common Assessments, Benchmark Exam, Quizzes, Projects			
Funding Sources: Title I Part A-Improving Basic Programs - 0.00, Local Funds - 0.00					
<p align="center">Critical Success Factors CSF 1 CSF 2 CSF 4</p> <p>6) Students who failed to meet passing standards will receive specific targeted instruction through the math lab; 6th grade math and reading accelerated instruction; and flex intervention.</p>	Principal, Instructional Specialists, Teachers	Common Assessments, Benchmark Exam, Quizzes, Projects			
Funding Sources: Local Funds - 0.00					
<p align="center">Critical Success Factors CSF 1 CSF 2 CSF 4</p> <p>7) Contract employees hired to assist with remediation of identified students as at risk of being unsuccessful on the state exam</p>	Principal, Instructional Specialists, Contract Employees	Common Assessments, Benchmark Exam, Quizzes, Projects			
Funding Sources: Title I Part A-Improving Basic Programs - 3000.00					
<p align="center">  = Accomplished  = Considerable  = Some Progress  = No Progress  = Discontinue </p>					











Goal 1: All students will reach higher standards, at a minimum attaining proficiency or better in Reading, Writing, History, Science and Mathematics.

Performance Objective 2: Professional development for teaching staff and administrators will be provided to achieve district goals.

Evaluation Data Source(s) 2: Students will achieve 70 percent or higher on Texas STAAR assessments.

Summative Evaluation 2: Some progress made toward meeting Performance Objective

Strategy Description	Monitor	Strategy's Expected Result/Impact	Formative Reviews		
			Nov	Feb	May
<p>Critical Success Factors CSF 1 CSF 2 CSF 3 CSF 4 CSF 6</p> <p>1) Improve the communication between the elementary school, middle school, and high school to improve the curricular/instructional programs for grades 6-12.</p>	Principal, Instructional Specialists, Teachers	Instructional Specialists Meetings, Vertical alignment Meetings			
Funding Sources: Title I Part A-Improving Basic Programs - 0.00					
<p>Critical Success Factors CSF 1 CSF 2 CSF 3 CSF 4 CSF 6 CSF 7</p> <p>2) Use administrative PowerWalks to emphasize the importance of the time administrators spend observing classroom instruction and to monitor the instructional program.</p>	Principal, Instructional Specialists, Teachers	District PowerWalks, PDAS walk through evaluations,			
Funding Sources: Local Funds - 0.00, Title I Part A-Improving Basic Programs - 0.00					
<p>Critical Success Factors CSF 1 CSF 4 CSF 7</p> <p>3) All staff development opportunities will be based on analysis of campus student data</p>	Principal, Instructional Specialists, Teachers	Common Assessments, Benchmark Exams,			
Funding Sources: Local Funds - 0.00, Title I Part A-Improving Basic Programs - 0.00					
<p>Critical Success Factors CSF 1 CSF 2 CSF 3</p> <p>4) Data talks will be configured for staff participation in data meetings, PLC meeting, webinars, and online conferencing.</p>	Principal, Instructional Specialists, Teachers	Common Assessments, Benchmark Exams			
Funding Sources: Local Funds - 0.00, Title I Part A-Improving Basic Programs - 0.00					
<p>Critical Success Factors CSF 1 CSF 7</p> <p>5) All professional development opportunities will be based on campus student data.</p>	Principal Instructional Specialists Teacher	Classroom Instruction Common Assessments Benchmark Exam			
Funding Sources: Title IIA-Principal and Teacher Improvement - 0.00					






<p>Critical Success Factors CSF 1 CSF 4 CSF 7</p> <p>6) All staff members will be trained in the Fundamental 5 instructional delivery model, Accelerated Reader model; and the core teachers in Tap and Think Reading</p>	<p>Principal Instructional Specialists Assistant Principal</p>	<p>Classroom instruction, Benchmark Exam, Common Assessments</p>			
<p>Critical Success Factors CSF 1 CSF 4 CSF 7</p> <p>7) Selected CMS staff members will participate in Applied Math Program (AMP).</p>	<p>Principal Instructional Specialists Teachers</p>	<p>Classroom Instruction, Common Assessments, Benchmark Exam</p>			
<p>Funding Sources: Title IIA-Principal and Teacher Improvement - 400.00</p>					
<p>Critical Success Factors CSF 1 CSF 2 CSF 7</p> <p>8) Teachers will be trained in academic data collection, analysis, and planning for instruction</p>	<p>Principal Instructional specialists</p>	<p>Classroom Instruction Common Assessments Benchmark Exam</p>			
<p>Funding Sources: Local Funds - 0.00</p>					
<p>  = Accomplished  = Considerable  = Some Progress  = No Progress  = Discontinue </p>					







Goal 1: All students will reach higher standards, at a minimum attaining proficiency or better in Reading, Writing, History, Science and Mathematics.

Performance Objective 3: An evaluation process, which measures the success of curriculum implementation, will be established.

Evaluation Data Source(s) 3: Students will achieve 70 percent or higher on Texas STAAR assessments.

Summative Evaluation 3: Some progress made toward meeting Performance Objective

Strategy Description	Monitor	Strategy's Expected Result/Impact	Formative Reviews		
			Nov	Feb	May
<p>Critical Success Factors CSF 1 CSF 4 CSF 7</p> <p>1) Instructional resources and strategies that are evidenced based and proven effective with similar student populations, aligned to district academic objectives, will be implemented in the district</p>	Principal, Instructional Specialists, Teachers	Utilization of the TEKS Resource System, Fundamental 5, Common Assessments, Benchmark Exam			
<p>Critical Success Factors CSF 1 CSF 2 CSF 4 CSF 7</p> <p>2) Develop and implement immediate instructional strategies at the campus level and classroom level to address the results from the formative assessments</p>	Principal, Instructional Specialists, Teachers	Common Assessments, Benchmark Exam, Unit Assessments, Quizzes, Projects			
Funding Sources: Title I Part A-Improving Basic Programs - 0.00, Local Funds - 0.00					
<p>Critical Success Factors CSF 1 CSF 2 CSF 4 CSF 7</p> <p>3) Monitor student performance with a comprehensive, coherent assessment system that includes benchmarks to supplement state and standardized tests</p>	Principal, Instructional Specialists, Teachers	Common Assessments, Benchmark Exam, Unit Assessments, Quizzes, Projects			
Funding Sources: Local Funds - 0.00, Title I Part A-Improving Basic Programs - 0.00					
<p>Critical Success Factors CSF 1 CSF 2 CSF 4</p> <p>4) The curriculum and instructional program will be evaluated through the collection, analysis, and use of all data that influences student achievement.</p>	Principal, Instructional Specialists, Teachers	Common Assessments, Benchmark Exam, Unit Assessments, Quizzes, Projects			
Funding Sources: Local Funds - 0.00, Title IIA-Principal and Teacher Improvement - 0.00					
<p>Critical Success Factors CSF 1 CSF 4</p> <p>5) Implement technology within the classroom as a whole group activity, project based learning, and for differentiated instruction.</p>	Principal, Instructional Specialists, Teachers	Common Assessments, Benchmark Exam, Unit Assessments, Quizzes, Projects,			
Funding Sources: Local Funds - 0.00, Title I Part A-Improving Basic Programs - 0.00					






<p align="center">Critical Success Factors CSF 1 CSF 3 CSF 4 CSF 6 CSF 7</p>	Principal, Instructional Specialists	Common Assessments, Benchmark Exam, Unit Assessments, Quizzes, Projects,			
6)) Instructional coaching will be provided to help teachers improve classroom instruction.	Funding Sources: Local Funds - 0.00				
<p align="center">  = Accomplished  = Considerable  = Some Progress  = No Progress  = Discontinue </p>					









Goal 1: All students will reach higher standards, at a minimum attaining proficiency or better in Reading, Writing, History, Science and Mathematics.

Performance Objective 4: The Quality of teachers and support staff will be enhanced.

Evaluation Data Source(s) 4: Students will achieve 70 percent or higher on Texas STAAR assessments.

Summative Evaluation 4: Some progress made toward meeting Performance Objective

Strategy Description	Monitor	Strategy's Expected Result/Impact	Formative Reviews		
			Nov	Feb	May
<p>Critical Success Factors CSF 1 CSF 2 CSF 4</p> <p>1) All core Subject teachers will receive training in data analysis and continuous improvement tools (strategies) to identify "root" causes for the gap between current performance and desired performance.</p>	Principal, Instructional Specialists	Common Assessments, Benchmark Exam, Quizzes, Projects			
Funding Sources: Local Funds - 0.00, Title I Part A-Improving Basic Programs - 0.00					
<p>Critical Success Factors CSF 1 CSF 2 CSF 3 CSF 4</p> <p>2) Maintain a continuous Improvement Team to consistently evaluate the instructional program.</p>	Principal, Assistant Principals, Instructional Specialists, Teachers, PSP-Mrs. Tule, DSPMrs. Silva	Common Assessments, Benchmark Exam, Quizzes, Projects			
Funding Sources: Local Funds - 0.00, Title I Part A-Improving Basic Programs - 0.00					
<p>Critical Success Factors CSF 1 CSF 2 CSF 4</p> <p>3) Continued an intervention plan that targets, supports, and assist students and provides appropriate interventions based on assessment data.</p>	Principal, Instructional Specialists, Teachers	Common Assessments, Benchmark Exam, Quizzes, Projects			
Funding Sources: Local Funds - 0.00, Title I Part A-Improving Basic Programs - 0.00					
<p>Critical Success Factors CSF 1 CSF 4 CSF 6</p> <p>4) An instructional aide will be assigned for each core subject, in order to provide better instruction to the inclusion students.</p>	Principal, Instructional Specialists	Common Assessments, Benchmark Exam, Quizzes, Projects			
Funding Sources: Local Funds - 0.00, Title I Part A-Improving Basic Programs - 0.00					
<p>Critical Success Factors CSF 1 CSF 2 CSF 4 CSF 7</p> <p>5) Common assessments, benchmark exams, quizzes, and project data will be analyzed.</p>	Principal, Instructional Specialists	Common Assessments, Benchmark Exam, Quizzes, Projects, AR Reading			
Funding Sources: Local Funds - 0.00, Title I Part A-Improving Basic Programs - 0.00					

<p>Critical Success Factors CSF 1 CSF 4 CSF 6 CSF 7</p> <p>6) Retired teachers as mentors for first year teachers.</p>	<p>Principal, Instructional Specialists, Assistant Superintendent over HR</p>	<p>Teacher Retention</p>			
<p>Funding Sources: Local Funds - 0.00</p>					
<p>  = Accomplished  = Considerable  = Some Progress  = No Progress  = Discontinue </p>					

Goal 1: All students will reach higher standards, at a minimum attaining proficiency or better in Reading, Writing, History, Science and Mathematics.

Performance Objective 5: Professional development for teaching staff and administrators will be provided to achieve district goals.

Evaluation Data Source(s) 5: Students will achieve 70 percent or higher on Texas STAAR assessments.

Summative Evaluation 5: Some progress made toward meeting Performance Objective

Strategy Description	Monitor	Strategy's Expected Result/Impact	Formative Reviews		
			Nov	Feb	May
<p>Critical Success Factors CSF 1 CSF 2 CSF 3 CSF 4 CSF 6</p> <p>1)) Improve the communication between the elementary school, middle school, and high school to improve the curricular/instructional programs for grade 6-12.</p>	Principal, Instructional Specialists, Teachers	Instructional Specialists Meetings, Vertical alignment Meetings			
Funding Sources: Title I Part A-Improving Basic Programs - 0.00, Local Funds - 0.00					
<p>Critical Success Factors CSF 1 CSF 2 CSF 3 CSF 4 CSF 6 CSF 7</p> <p>2) Use administrative PowerWalks to emphasize the importance of the time administrators spend observing classroom instruction and to monitor the instructional program.</p>	Principal, Instructional Specialists, Teachers	District PowerWalks, PDAS walk through evaluations			
Funding Sources: Local Funds - 0.00, Title IIA-Principal and Teacher Improvement - 0.00					
<p>Critical Success Factors CSF 1 CSF 2 CSF 3</p> <p>3) All staff development opportunities will be based on analysis of campus student data</p>	Principal, Instructional Specialists, Teachers	Common Assessments, Benchmark Exams			
Funding Sources: Local Funds - 0.00, Title IIA-Principal and Teacher Improvement - 0.00					
<p>Critical Success Factors CSF 1 CSF 2 CSF 3</p> <p>4) Data room will be configured for staff participation in data talks, PLC meeting, webinars, and online conferencing</p>	Principal, Instructional Specialists, Teachers	Common Assessments, Benchmark Exams			
Funding Sources: Local Funds - 0.00, Title IIA-Principal and Teacher Improvement - 0.00					
<p>Critical Success Factors CSF 1 CSF 7</p> <p>5) All professional development opportunities will be based on campus student data</p>	Principal Instructional Specialists Teacher	Classroom Instruction Common Assessments Benchmark Exam			
Funding Sources: Title IIA-Principal and Teacher Improvement - 0.00					

Critical Success Factors CSF 1 CSF 4 CSF 7 6)) All staff members will be trained in the Fundamental 5 instructional delivery model, Accelerated Reader model; and the core teachers in Tap and Think Reading.	Principal Instructional Specialists Assistant Principal	Classroom instruction, Benchmark Exam, Common Assessments			
	Funding Sources: Title IIA-Principal and Teacher Improvement - 0.00				
Critical Success Factors CSF 1 CSF 4 CSF 7 7) Selected CMS staff members will participate in Applied Math Program (AMP).	Principal Instructional Specialists Teachers	Classroom Instruction, Common Assessments, Benchmark Exam			
	Funding Sources: Title IIA-Principal and Teacher Improvement - 0.00				
Critical Success Factors CSF 1 CSF 2 CSF 7 8) Teachers will be trained in academic data collection, analysis, and planning for instruction	Principal Instructional specilists	Classroom Instruction Common Assessments Benchmark Exam			
	Funding Sources: Local Funds - 0.00				
= Accomplished = Considerable = Some Progress = No Progress = Discontinue					







Goal 1: All students will reach higher standards, at a minimum attaining proficiency or better in Reading, Writing, History, Science and Mathematics.

Performance Objective 6: An evaluation process, which measures the success of curriculum implementation, will be established.

Evaluation Data Source(s) 6: Students will achieve 70 percent or higher on Texas STAAR assessments.

Summative Evaluation 6: Some progress made toward meeting Performance Objective

Strategy Description	Monitor	Strategy's Expected Result/Impact	Formative Reviews		
			Nov	Feb	May
<p>Critical Success Factors CSF 1 CSF 4 CSF 7</p> <p>1) Instructional resources and strategies that are evidenced based and proven effective with similar student populations, aligned to district academic objectives, will be implemented in the district</p>	Principal, Instructional Specialists, Teachers	Utilization of the TEKS Resource System, Fundamental 5, Common Assessments, Benchmark Exam			
Funding Sources: Local Funds - 0.00, Title IIA-Principal and Teacher Improvement - 0.00					
<p>Critical Success Factors CSF 1 CSF 2 CSF 4 CSF 7</p> <p>2) Develop and implement immediate instructional strategies at the campus level and classroom level to address the results from the formative assessments</p>	Principal, Instructional Specialists, Teacher	Common Assessments, Benchmark Exam, Unit Assessments, Quizzes, Projects			
Funding Sources: Local Funds - 0.00, Title I Part A-Improving Basic Programs - 0.00					
<p>Critical Success Factors CSF 1 CSF 2 CSF 4 CSF 7</p> <p>3) Monitor student performance with a comprehensive, coherent assessment system that includes benchmarks to supplement state and standardized tests</p>	Principal, Instructional Specialists, Teachers	Common Assessments, Benchmark Exam, Unit Assessments, Quizzes, Projects			
Funding Sources: Local Funds - 0.00, Title I Part A-Improving Basic Programs - 0.00					
<p>Critical Success Factors CSF 1 CSF 2 CSF 4</p> <p>4) The curriculum and instructional program will be evaluated through the collection, analysis, and use of all data that influences student achievement</p>	Principal, Instructional Specialists, Teachers	Common Assessments, Benchmark Exam, Unit Assessments, Quizzes, Projects			
Funding Sources: Local Funds - 0.00, Title IIA-Principal and Teacher Improvement - 0.00					
<p>Critical Success Factors CSF 1 CSF 4</p> <p>5) Implement technology within the classroom as a whole group activity, project based learning, and for differentiated instruction.</p>	Principal, Instructional Specialists, Teachers	Common Assessments, Benchmark Exam, Unit Assessments, Quizzes, Projects,			
Funding Sources: Local Funds - 0.00, Title I Part A-Improving Basic Programs - 0.00					

<p align="center">Critical Success Factors CSF 1 CSF 3 CSF 4 CSF 6 CSF 7</p> <p>6) Instructional coaching will be provided to help teachers improve classroom instruction.</p>	<p>Principal, Instructional Specialists</p>	<p>Common Assessments, Benchmark Exam, Unit Assessments, Quizzes, Projects,</p>			
<p>Funding Sources: Local Funds - 0.00</p>					
<p align="center">  = Accomplished  = Considerable  = Some Progress  = No Progress  = Discontinue </p>					

Goal 1: All students will reach higher standards, at a minimum attaining proficiency or better in Reading, Writing, History, Science and Mathematics.

Performance Objective 7: The Quality of teachers and support staff will be enhanced.

Evaluation Data Source(s) 7: Students will achieve 70 percent or higher on Texas STAAR assessments.

Summative Evaluation 7: Some progress made toward meeting Performance Objective

Strategy Description	Monitor	Strategy's Expected Result/Impact	Formative Reviews		
			Nov	Feb	May
<p>Critical Success Factors CSF 1 CSF 2 CSF 4</p> <p>1) All core subject teachers will receive training in data analysis and continuous improvement tools (strategies) to identify "root" causes for the gap between current performance and desired performance.</p>	Principal, Instructional Specialists	Common Assessments, Benchmark Exam, Quizzes, Projects			
Funding Sources: Local Funds - 0.00, Title I Part A-Improving Basic Programs - 0.00					
<p>Critical Success Factors CSF 1 CSF 2 CSF 3 CSF 4</p> <p>2) Maintain a continuous Improvement Team to consistently evaluate the instructional program.</p>	Principal, Assistant Principals, Instructional Specialists, Teachers, PSP-Mrs. Tule, DSPMrs. Silva	Common Assessments, Benchmark Exam, Quizzes, Projects			
Funding Sources: Local Funds - 0.00, Title I Part A-Improving Basic Programs - 0.00					
<p>Critical Success Factors CSF 1 CSF 2 CSF 4</p> <p>3) Continue an intervention plan that targets, supports, and assist students and provides appropriate interventions based on assessment data</p>	Principal, Instructional Specialists, Teachers	Common Assessments, Benchmark Exam, Quizzes, Projects			
Funding Sources: Local Funds - 0.00, Title I Part A-Improving Basic Programs - 0.00					
<p>Critical Success Factors CSF 1 CSF 4 CSF 6</p> <p>4) An instructional aide will be assigned for each core subject, in order to provide better instruction to the inclusion students.</p>	Principal, Instructional Specialists	Common Assessments, Benchmark Exam, Quizzes, Projects			
Funding Sources: Local Funds - 0.00, Title I Part A-Improving Basic Programs - 0.00					
<p>Critical Success Factors CSF 1 CSF 2 CSF 4 CSF 7</p> <p>5) Common assessments, benchmark exam, quizzes, and project data will be analyzed.</p>	Principal, Instructional Specialists	Common Assessments, Benchmark Exam, Quizzes, Projects, AR Reading			
Funding Sources: Local Funds - 0.00, Title I Part A-Improving Basic Programs - 0.00					

6) Incentive based rewards for campus goals through PBIS.	Principal, Instructional Specialists, APs, Teachers, Staff	Common Assessments, Benchmark Exam, Quizzes, STAAR scores			
Funding Sources: Local Funds - 0.00, Title I Part A-Improving Basic Programs - 0.00					
= Accomplished = Considerable = Some Progress = No Progress = Discontinue					










Goal 2: Cleveland Middle School will attain a 97% attendance rate for the 2018-2019 school year.

Performance Objective 1: Opportunities for parent, family, and community involvement will be increased.

Evaluation Data Source(s) 1:

Summative Evaluation 1: Some progress made toward meeting Performance Objective

Strategy Description	Monitor	Strategy's Expected Result/Impact	Formative Reviews		
			Nov	Feb	May
<p>Critical Success Factors CSF 1 CSF 5 CSF 6</p> <p>1) Parent Training Workshops with a community outreach movement.</p>	Principal, Assistant Principal, Instructional Specialists, Teachers, Staff	97% Attendance rate, Increased Parent Involvement			
Funding Sources: Local Funds - 0.00					
<p>Critical Success Factors CSF 6</p> <p>2) Provide incentives for students who maintain perfect attendance</p>	Principal, Assistant Principal, Instructional Specialists, Teachers, Staff	97% Attendance rate			
Funding Sources: Local Funds - 0.00					
<p>Critical Success Factors CSF 5 CSF 6</p> <p>3) Student Showcase Events; Science Fair, Math Fair, Robotics Competition, Spring Dance Show, Reading/Poetry Slam</p>	Principal, Assistant Principal, CMS P.I.E., Instructional Specialists, Teachers, Staff	Increased parent and community participation in the success of the school			
Funding Sources: Local Funds - 0.00					
<p>Critical Success Factors CSF 5 CSF 6</p> <p>4) CMS Parent Newsletter, CMS Facebook Page, CMS Website, CMS Twitter Feed, CMS Parent Remind 101 and Parent Engagement Activities.</p>	Principal, Assistant Principal, CMS P.I.E., Instructional Specialists, Teachers, Staff	Increased parent and community participation in the success of the school			
Funding Sources: Local Funds - 0.00					
<p>Critical Success Factors CSF 1 CSF 5 CSF 6</p> <p>5) Teacher training on parent involvement</p>	Teacher	Increased parent and community participation in the success of the school			
Funding Sources: Local Funds - 0.00					

<p align="center">Critical Success Factors CSF 5 CSF 6</p> <p>6) Coffee with the Counselor.</p>	<p>Principal, Teachers, Staff, Instructional Specialists</p>	<p>Increased parent and community participation in the success of the school</p>			
<p>Funding Sources: Local Funds - 0.00</p>					
<p>7) Increase volunteer opportunities for parents through a series of monthly parent engagement activities.</p>	<p>Principal, Teachers, Instructional Specialists, Staff</p>	<p>Increased parent and community participation in the success of the school</p>			
<p align="center">  = Accomplished  = Considerable  = Some Progress  = No Progress  = Discontinue </p>					








Goal 2: Cleveland Middle School will attain a 97% attendance rate for the 2018-2019 school year.

Performance Objective 2: Students will achieve academic progress on each common assessment.

Evaluation Data Source(s) 2: Students will achieve 70 percent or higher on Texas STAAR assessments.

Summative Evaluation 2: Some progress made toward meeting Performance Objective

Strategy Description	Monitor	Strategy's Expected Result/Impact	Formative Reviews		
			Nov	Feb	May
<p>Critical Success Factors CSF 1 CSF 4 CSF 7</p> <p>1) Define clear, specific, and rigorous academic objectives by grade and subject in the core content areas that are aligned from grades 6 to 8 to prepare all students including sub-populations for high school grade level work.</p>	Principal, Instructional Specialists, Teachers	Common Assessments, Data Wall - TEKS Objectives, Data Wall - Student Progress			
Funding Sources: Local Funds - 0.00					
<p>Critical Success Factors CSF 1 CSF 2 CSF 3 CSF 4 CSF 7</p> <p>2) The Core Area curriculum will be mapped horizontally and vertically from K-12 based on TEKS Resource System</p>	Principal, Instructional Specialists, Teachers	Common Assessments, Lesson Plans			
Funding Sources: Local Funds - 0.00					
<p>Critical Success Factors CSF 1 CSF 4 CSF 7</p> <p>3) Develop and implement an instructional calendar indicating the introduction of and reinforcing of tested TEKS groups.</p>	Principal, Instructional Specialists, Teachers	9 Week lesson plans Weekly lesson plans			
Funding Sources: Local Funds - 0.00					
<p>Critical Success Factors CSF 1 CSF 2 CSF 3 CSF 4 CSF 7</p> <p>4) Campus Professional Development opportunities will be provided to staff members on an on-going basis during the school year and during the summer months.</p>	Principal, Instructional Specialists, Teachers	Professional Development Calendar, In-service, Professional Development days			
Funding Sources: Local Funds - 0.00, Title IIA-Principal and Teacher Improvement - 0.00					
<p>Critical Success Factors CSF 1 CSF 7</p> <p>5) The curriculum in the core area is continually assessed through the use of formative assessments</p>	Principal, Instructional Specialists, Teachers	Common Assessments, Benchmark Exam, Quizzes, Projects			
Funding Sources: Local Funds - 0.00, Title I Part A-Improving Basic Programs - 0.00					






<p>Critical Success Factors CSF 1 CSF 2 CSF 4</p> <p>6) Students who failed to meet passing standards will receive specific targeted instruction through the math lab, accelerated instruction for math and reading, flex intervention, and/or interventionist.</p>	<p>Principal, Instructional Specialists, Teachers</p>	<p>Common Assessments, Benchmark Exam, Quizzes, Projects</p>			
<p>Funding Sources: Local Funds - 0.00</p>					
<p>Critical Success Factors CSF 1 CSF 2 CSF 4</p> <p>7) Contract employees hired to assist with remediation of identified students as at risk of being unsuccessful on the state exam</p>	<p>Principal, Instructional Specialists, Contract Employees</p>	<p>Common Assessments, Benchmark Exam, Quizzes, Projects</p>			
<p>Funding Sources: Local Funds - 0.00</p>					
<p>  = Accomplished  = Considerable  = Some Progress  = No Progress  = Discontinue </p>					








Goal 2: Cleveland Middle School will attain a 97% attendance rate for the 2018-2019 school year.

Performance Objective 3: Professional development for teaching staff and administrators will be provided to achieve district goals.

Evaluation Data Source(s) 3: Students will achieve 70 percent or higher on Texas STAAR assessments.

Summative Evaluation 3: Some progress made toward meeting Performance Objective

Strategy Description	Monitor	Strategy's Expected Result/Impact	Formative Reviews		
			Nov	Feb	May
<p>Critical Success Factors CSF 1 CSF 2 CSF 3 CSF 4 CSF 6</p> <p>1)) Improve the communication between the elementary school, middle school, and high school to improve the curricular/instructional programs for grade 6-12.</p>	Principal, Instructional Specialists, Teachers	Instructional Specialists Meetings, Vertical alignment Meetings			
Funding Sources: Local Funds - 0.00, Title I Part A-Improving Basic Programs - 0.00					
<p>Critical Success Factors CSF 1 CSF 2 CSF 3 CSF 4 CSF 6 CSF 7</p> <p>2)) Use administrative PowerWalks to emphasize the importance of the time administrators spend observing classroom instruction and to monitor the instructional program.</p>	Principal, Instructional Specialists, Teachers	District PowerWalks, PDAS walk through evaluations,			
Funding Sources: Local Funds - 0.00, Title I Part A-Improving Basic Programs - 0.00					
<p>Critical Success Factors CSF 1 CSF 2 CSF 3</p> <p>3)) All staff development opportunities will be based on analysis of campus student data</p>	Principal, Instructional Specialists, Teachers	Common Assessments, Benchmark Exams			
Funding Sources: Local Funds - 0.00, Title IIA-Principal and Teacher Improvement - 0.00					
<p>Critical Success Factors CSF 1 CSF 2 CSF 3</p> <p>4)) Data room will be configured for staff participation in data talks, PLC meeting, webinars, and online conferencing</p>	Principal, Instructional Specialists, Teachers	Common Assessments, Benchmark Exams			
Funding Sources: Local Funds - 0.00, Title IIA-Principal and Teacher Improvement - 0.00					
<p>Critical Success Factors CSF 1 CSF 7</p> <p>5) All professional development opportunities will be based on campus student data</p>	Principal Instructional Specialists Teacher	Classroom Instruction Common Assessments Benchmark Exam			
Funding Sources: Title IIA-Principal and Teacher Improvement - 0.00					






<p>Critical Success Factors CSF 1 CSF 4 CSF 7</p> <p>6) All staff members will be trained in the Fundamental 5 instructional delivery model, Accelerated Reader model; and the core teachers in Tap and Think Reading</p>	<p>Principal Instructional Specialists Assistant Principal</p>	<p>Classroom instruction, Benchmark Exam, Common Assessments</p>			
<p>Funding Sources: Title IIA-Principal and Teacher Improvement - 0.00</p>					
<p>Critical Success Factors CSF 1 CSF 2 CSF 7</p> <p>7) Teachers will be trained in academic data collection, analysis, and planning for instruction</p>	<p>Principal Instructional specialists</p>	<p>Classroom Instruction Common Assessments Benchmark Exam</p>			
<p>  = Accomplished  = Considerable  = Some Progress  = No Progress  = Discontinue </p>					







Goal 2: Cleveland Middle School will attain a 97% attendance rate for the 2018-2019 school year.

Performance Objective 4: An evaluation process, which measures the success of curriculum implementation, will be established.

Evaluation Data Source(s) 4: Students will achieve 70 percent or higher on Texas STAAR assessments.

Summative Evaluation 4: Some progress made toward meeting Performance Objective

Strategy Description	Monitor	Strategy's Expected Result/Impact	Formative Reviews		
			Nov	Feb	May
<p>Critical Success Factors CSF 1 CSF 4 CSF 7</p> <p>1) Instructional resources and strategies that are evidenced based and proven effective with similar student populations, aligned to district academic objectives, will be implemented in the district</p>	Principal, Instructional Specialists, Teachers	Utilization of the TEKS Resource System, Fundamental 5, Common Assessments, Benchmark Exam			
<p>Critical Success Factors CSF 1 CSF 2 CSF 4 CSF 7</p> <p>2) Develop and implement immediate instructional strategies at the campus level and classroom level to address the results from the formative assessments</p>	Principal, Instructional Specialists, Teachers	Common Assessments, Benchmark Exam, Unit Assessments, Quizzes, Projects			
Funding Sources: Local Funds - 0.00, Title I Part A-Improving Basic Programs - 0.00					
<p>Critical Success Factors CSF 1 CSF 2 CSF 4 CSF 7</p> <p>3) Monitor student performance with a comprehensive, coherent assessment system that includes benchmarks to supplement state and standardized tests</p>	Principal, Instructional Specialists, Teachers	Common Assessments, Benchmark Exam, Unit Assessments, Quizzes, Projects			
Funding Sources: Local Funds - 0.00, Title I Part A-Improving Basic Programs - 0.00					
<p>Critical Success Factors CSF 1 CSF 2 CSF 4</p> <p>4) Monitor student performance with a comprehensive, coherent assessment system that includes benchmarks to supplement state and standardized tests</p>	Principal, Instructional Specialists, Teacher	Common Assessments, Benchmark Exam, Unit Assessments, Quizzes, Projects			
Funding Sources: Local Funds - 0.00, Title IIA-Principal and Teacher Improvement - 0.00					
<p>Critical Success Factors CSF 1 CSF 4</p> <p>5) Implement technology within the classroom as a whole group activity, project based learning, and for differentiated instruction.</p>	Principal, Instructional Specialists, Teachers	Common Assessments, Benchmark Exam, Unit Assessments, Quizzes, Projects,			
Funding Sources: Local Funds - 0.00, Title I Part A-Improving Basic Programs - 0.00					






<p align="center">Critical Success Factors CSF 1 CSF 3 CSF 4 CSF 6 CSF 7</p> <p>6) Instructional coaching will be provided to help teachers improve classroom instruction</p>	<p>Principal, Instructional Specialists</p>	<p>Common Assessments, Benchmark Exam, Unit Assessments, Quizzes, Projects,</p>			
<p>Funding Sources: Local Funds - 0.00</p>					
<p align="center">  = Accomplished  = Considerable  = Some Progress  = No Progress  = Discontinue </p>					

Goal 2: Cleveland Middle School will attain a 97% attendance rate for the 2018-2019 school year.

Performance Objective 5: The Quality of teachers and support staff will be enhanced.

Evaluation Data Source(s) 5: Students will achieve 70 percent or higher on Texas STAAR assessments.

Summative Evaluation 5: Some progress made toward meeting Performance Objective

Strategy Description	Monitor	Strategy's Expected Result/Impact	Formative Reviews		
			Nov	Feb	May
<p>Critical Success Factors CSF 1 CSF 2 CSF 4</p> <p>1) All core Subject teachers will receive training in data analysis and continuous improvement tools (strategies) to identify "root" causes for the gap between current performance and desired performance.</p>	Principal, Instructional Specialists	Common Assessments, Benchmark Exam, Quizzes, Projects			
<p>Critical Success Factors CSF 1 CSF 2 CSF 3 CSF 4</p> <p>2) Maintain a continuous Improvement Team to consistently evaluate the instructional program.</p>	Principal, Assistant Principals, Instructional Specialists, Teachers, PSP-Mrs. Tule, DSPMrs. Silva	Common Assessments, Benchmark Exam, Quizzes, Projects			
<p>Critical Success Factors CSF 1 CSF 2 CSF 4</p> <p>3) Continued an intervention plan that targets, supports, and assist students and provides appropriate interventions based on assessment data</p>	Principal, Instructional Specialists, Teachers	Common Assessments, Benchmark Exam, Quizzes, Projects			
Funding Sources: Local Funds - 0.00, Title I Part A-Improving Basic Programs - 0.00					
<p>Critical Success Factors CSF 1 CSF 4 CSF 6</p> <p>4) An instructional aide will be assigned for each core subject, in order to provide better instruction to the inclusion students.</p>	Principal, Instructional Specialists	Common Assessments, Benchmark Exam, Quizzes, Projects			
Funding Sources: Local Funds - 0.00, Title I Part A-Improving Basic Programs - 0.00					
<p>Critical Success Factors CSF 1 CSF 2 CSF 4 CSF 7</p> <p>5) Common Assessments, Benchmark Exam, Quizzes, Projects</p>	Principal, Instructional Specialists	Common Assessments, Benchmark Exam, Quizzes, Projects, AR Reading			
Funding Sources: Instructional Materials Allotment - 0.00, Title I Part A-Improving Basic Programs - 0.00					









Critical Success Factors CSF 1 CSF 4 CSF 6 CSF 7 6) Retired teachers as mentors for first year teachers.	Principal, Instructional Specialists, Assistant Superintendent over HR	Teacher Retention			
	Funding Sources: Local Funds - 0.00				
7) Incentive based rewards for campus goals through PBIS.	Principal, Instructional Specialists, APs, Teachers, Staff	Common Assessments, Benchmark Exam, Quizzes, STAAR scores			
	Funding Sources: Local Funds - 0.00, Title I Part A-Improving Basic Programs - 0.00				
= Accomplished = Considerable = Some Progress = No Progress = Discontinue					

Goal 3: All students will be taught by teachers who are proficient in the content in which they teach.

Performance Objective 1: 100% of teachers at Cleveland Middle school will be certified and qualified to teach their subject areas.

Evaluation Data Source(s) 1:

Summative Evaluation 1: Some progress made toward meeting Performance Objective

Strategy Description	Monitor	Strategy's Expected Result/Impact	Formative Reviews		
			Nov	Feb	May
<p>Critical Success Factors CSF 1 CSF 4 CSF 7</p> <p>1) Evaluate teacher performance and provide instructional coaching to help enhance their instructional skills. Campus Instructional Specialists hired to provide services.</p>	Principal, Assistant Principal, Instructional Specialists, T	Student academic performance on STAAR, Common Assessment. and Benchmark Exam			
Funding Sources: Title I Part A-Improving Basic Programs - 170000.00					
<p>Critical Success Factors CSF 7</p> <p>2) Recruitment at Job Fairs</p>	Principal, Assistant Principal, Instructional Specialists	Highly Qualified, certified teachers will be hired			
Funding Sources: Local Funds - 0.00					
<p>Critical Success Factors CSF 1 CSF 4 CSF 7</p> <p>3) Weekly Rookie Round Meetings with teachers</p>	Principal and Instructional Specialists	Student academic performance on STAAR, Common Assessment, Benchmark Exam Improved instruction in the classroom, higher teacher retention			
Funding Sources: Local Funds - 0.00					
<p>  = Accomplished  = Considerable  = Some Progress  = No Progress  = Discontinue </p>					









Goal 4: All students will be educated in learning environments that are safe, drug-free, and conducive to learning.

Performance Objective 1: Develop a comprehensive classroom management plan that is proactive, develop a violence plan including staff development and community involvement and awareness.

Evaluation Data Source(s) 1:

Summative Evaluation 1: Some progress made toward meeting Performance Objective

Strategy Description	Monitor	Strategy's Expected Result/Impact	Formative Reviews		
			Nov	Feb	May
<p>Critical Success Factors CSF 1 CSF 4 CSF 6</p> <p>1) Maintain a comprehensive positive behavior support system that reinforces positive behavior from students. Teachers are trained on the use of the CHAMPS classroom management system and it is implemented school wide.</p>	Principal, Assistant Principal, Instructional Specialists, Counselor	Decrease in discipline referrals, tardies, and improvement in school climate			
Funding Sources: Local Funds - 0.00					
<p>Critical Success Factors CSF 1 CSF 4 CSF 6</p> <p>2) Utilize proactive strategies such as anti-bullying lessons, appropriate reactions to reports of bullying to lower incidents of bullying. The counselor does classroom lessons and information sessions on bullying. The administrators and the counselor follow a structured approach to resolving incidents of bullying on campus. Anti-Bullying posters are displayed around the campus and the students procedures on dealing with bullying are practiced with the students individually and in whole group.</p>	Principal, Assistant Principal, Instructional Specialists, Counselor	Decrease in discipline referrals, tardies, incidents of bullying, and improvement in school climate.			
Funding Sources: Local Funds - 0.00					
<p>Critical Success Factors CSF 1 CSF 4</p> <p>3) Develop and implement a comprehensive violence prevention plan including anger coping lessons (counselor), Social Skills lessons (Teen Leadership class), Bullying Prevention program (Counselor, Teen Leadership class, and Campus Administration)</p>	CISD Police Department, CISD Administration, CMS Administration	Faculty, Student, and Staff Preparedness			
Funding Sources: Local Funds - 0.00					

Critical Success Factors CSF 1 CSF 4 CSF 7 4) Implement a Tribal Council where teachers on same teaching team are given scheduled time and topics to discuss and plan interventions as a group.	Principal, APs, Teachers, Counselor	Principal, APs, Teachers, Counselor			
	Funding Sources: Local Funds - 0.00				
Critical Success Factors CSF 1 CSF 4 5) Teachers will create Parent Call logs to provide as evidence the communication between the teacher, student, and parents.	Principal, APs, Teachers	Decrease in discipline referrals, tardies, incidents of bullying, and improvement in school climate.			
	Funding Sources: Local Funds - 0.00				
Critical Success Factors CSF 5 CSF 6 6) Utilize Post Cards to share good news with parents about their student's behavior, improvements in behavior, academic performance, etc.	Principal, APs, Teachers, Counselor	Decrease in discipline referrals, tardies, incidents of bullying, and improvement in school climate.			
	Funding Sources: Local Funds - 0.00				
 = Accomplished  = Considerable  = Some Progress  = No Progress  = Discontinue					

Goal 5: All students will be prepared for high school by the end of their 8th grade school year.

Performance Objective 1: Enhance programs and processes to address the needs of those students who are identified as At- risk of failing below grade level or in danger of not meeting the requirements to be promoted to high school.

Evaluation Data Source(s) 1:

Summative Evaluation 1: Some progress made toward meeting Performance Objective







Strategy Description	Monitor	Strategy's Expected Result/Impact	Formative Reviews		
			Nov	Feb	May
<p>Critical Success Factors CSF 1 CSF 4</p> <p>1) Improve the behavioral and academic RTI programs at CMS.</p>	Principal, Assistant Principal, Instructional Specialists, Counselor, teache	Promotion rates, Retention rates, Students meeting level three performance on STAAR assessments, Attendance rates, and discipline averages.			
<p>Critical Success Factors CSF 1 CSF 4</p> <p>2) Utilization of vertical alignment meetings between campus principals, counselors, Instructional Specialists, Special Education teachers</p>	Principal, Assistant Principal, Instructional Specialists, Counselor	Promotion rates, Retention rates, Students meeting level three performance on STAAR assessments, Attendance rates, and discipline averages			
<p>Critical Success Factors CSF 1 CSF 4</p> <p>3) Utilization of vertical alignment meetings between campus principals, counselors, Instructional Specialists, Special Education teachers</p>	Principal, Assistant Principal, Instructional Specialists, Counselor	Promotion rates, Retention rates, Students meeting level three performance on STAAR assessments, Attendance rates, and discipline averages			
<p>Critical Success Factors CSF 1 CSF 4</p> <p>4) Students have the opportunity to gain high school credits through an online credit recovery program.</p>	Principal, Assistant Principal, Instructional Specialists, Counselor	Promotion rates, Retention rates, Students meeting level three performance on STAAR assessments,			
<p> = Accomplished = Considerable = Some Progress = No Progress = Discontinue </p>					

Goal 5: All students will be prepared for high school by the end of their 8th grade school year.

Performance Objective 2: Ensure the Curriculum and lesson plans in all subject areas meet the rigor and relevance to address the needs of all students.

Evaluation Data Source(s) 2:

Summative Evaluation 2: Some progress made toward meeting Performance Objective

Strategy Description	Monitor	Strategy's Expected Result/Impact	Formative Reviews		
			Nov	Feb	May
<p>Critical Success Factors CSF 1 CSF 4 CSF 7</p> <p>1) Professional Learning Time will be provided to staff to work on lesson plans weekly and during scheduled inservice days.</p>	Principal, Instructional Specialists, Teachers	Promotion rates, Retention rates, Student Performance on the STAAR exam, common assessments, and Benchmark Exam			
<p>  = Accomplished  = Considerable  = Some Progress  = No Progress  = Discontinue </p>					

Comprehensive Support Strategies

Goal	Objective	Strategy	Description
1	1	1	Define clear, specific, and rigorous academic objectives by grade and subject in the core content areas that are aligned from grades 6 to 8 to prepare all students including sub-populations for high school grade level work.
1	1	2	The Core Area curriculum will be mapped horizontally and vertically from K-12 based on TEKS Resource System
1	1	3	Develop and implement an instructional calendar indicating the introduction of and reinforcing of tested TEKS groups.
1	1	4	Campus Professional Development opportunities will be provided to staff members on an on-going basis during the school year and during the summer months.
1	1	5	The curriculum in the core area is continually assessed through the use of formative assessments
1	1	6	Students who failed to meet passing standards will receive specific targeted instruction through the math lab; 6th grade math and reading accelerated instruction; and flex intervention.
1	1	7	Contract employees hired to assist with remediation of identified students as at risk of being unsuccessful on the state exam
1	2	2	Use administrative PowerWalks to emphasize the importance of the time administrators spend observing classroom instruction and to monitor the instructional program.
1	2	4	Data talks will be configured for staff participation in data meetings, PLC meeting, webinars, and online conferencing.
1	2	5	All professional development opportunities will be based on campus student data.
1	2	6	All staff members will be trained in the Fundamental 5 instructional delivery model, Accelerated Reader model; and the core teachers in Tap and Think Reading
1	2	8	Teachers will be trained in academic data collection, analysis, and planning for instruction
1	3	1	Instructional resources and strategies that are evidenced based and proven effective with similar student populations, aligned to district academic objectives, will be implemented in the district
1	3	2	Develop and implement immediate instructional strategies at the campus level and classroom level to address the results from the formative assessments
1	3	3	Monitor student performance with a comprehensive, coherent assessment system that includes benchmarks to supplement state and standardized tests
1	3	4	The curriculum and instructional program will be evaluated through the collection, analysis, and use of all data that influences student achievement.
1	3	5	Implement technology within the classroom as a whole group activity, project based learning, and for differentiated instruction.
1	3	6) Instructional coaching will be provided to help teachers improve classroom instruction.

Goal	Objective	Strategy	Description
1	4	1	All core Subject teachers will receive training in data analysis and continuous improvement tools (strategies) to identify "root" causes for the gap between current performance and desired performance.
1	4	2	Maintain a continuous Improvement Team to consistently evaluate the instructional program.
1	4	4	An instructional aide will be assigned for each core subject, in order to provide better instruction to the inclusion students.
1	4	5	Common assessments, benchmark exams, quizzes, and project data will be analyzed.
1	4	6	Retired teachers as mentors for first year teachers.
1	5	1) Improve the communication between the elementary school, middle school, and high school to improve the curricular/instructional programs for grade 6-12.
1	5	2	Use administrative PowerWalks to emphasize the importance of the time administrators spend observing classroom instruction and to monitor the instructional program.
1	5	4	Data room will be configured for staff participation in data talks, PLC meeting, webinars, and online conferencing
1	5	5	All professional development opportunities will be based on campus student data
1	5	7	Selected CMS staff members will participate in Applied Math Program (AMP).
1	5	8	Teachers will be trained in academic data collection, analysis, and planning for instruction
1	6	1	Instructional resources and strategies that are evidenced based and proven effective with similar student populations, aligned to district academic objectives, will be implemented in the district
1	6	2	Develop and implement immediate instructional strategies at the campus level and classroom level to address the results from the formative assessments
1	6	3	Monitor student performance with a comprehensive, coherent assessment system that includes benchmarks to supplement state and standardized tests
1	6	4	The curriculum and instructional program will be evaluated through the collection, analysis, and use of all data that influences student achievement
1	6	5	Implement technology within the classroom as a whole group activity, project based learning, and for differentiated instruction.
1	6	6	Instructional coaching will be provided to help teachers improve classroom instruction.
1	7	1	All core subject teachers will receive training in data analysis and continuous improvement tools (strategies) to identify "root" causes for the gap between current performance and desired performance.
1	7	2	Maintain a continuous Improvement Team to consistently evaluate the instructional program.
1	7	3	Continue an intervention plan that targets, supports, and assist students and provides appropriate interventions based on assessment data

Goal	Objective	Strategy	Description
1	7	4	An instructional aide will be assigned for each core subject, in order to provide better instruction to the inclusion students.
1	7	5	Common assessments, benchmark exam, quizzes, and project data will be analyzed.
2	1	1	Parent Training Workshops with a community outreach movement.
2	1	2	Provide incentives for students who maintain perfect attendance
2	1	3	Student Showcase Events; Science Fair, Math Fair, Robotics Competition, Spring Dance Show, Reading/Poetry Slam
2	1	4	CMS Parent Newsletter, CMS Facebook Page, CMS Website, CMS Twitter Feed, CMS Parent Remind 101 and Parent Engagement Activities.
2	1	5	Teacher training on parent involvement
2	1	6	Coffee with the Counselor.
2	2	1	Define clear, specific, and rigorous academic objectives by grade and subject in the core content areas that are aligned from grades 6 to 8 to prepare all students including sub-populations for high school grade level work.
2	2	2	The Core Area curriculum will be mapped horizontally and vertically from K-12 based on TEKS Resource System
2	2	3	Develop and implement an instructional calendar indicating the introduction of and reinforcing of tested TEKS groups.
2	2	4	Campus Professional Development opportunities will be provided to staff members on an on-going basis during the school year and during the summer months.
2	2	5	The curriculum in the core area is continually assessed through the use of formative assessments
2	2	6	Students who failed to meet passing standards will receive specific targeted instruction through the math lab, accelerated instruction for math and reading, flex intervention, and/or interventionist.
2	2	7	Contract employees hired to assist with remediation of identified students as at risk of being unsuccessful on the state exam
2	3	1) Improve the communication between the elementary school, middle school, and high school to improve the curricular/instructional programs for grade 6-12.
2	3	2) Use administrative PowerWalks to emphasize the importance of the time administrators spend observing classroom instruction and to monitor the instructional program.
2	3	4) Data room will be configured for staff participation in data talks, PLC meeting, webinars, and online conferencing
2	3	5	All professional development opportunities will be based on campus student data
2	3	6	All staff members will be trained in the Fundamental 5 instructional delivery model, Accelerated Reader model; and the core teachers in Tap and Think Reading
2	3	7	Teachers will be trained in academic data collection, analysis, and planning for instruction

Goal	Objective	Strategy	Description
2	4	1	Instructional resources and strategies that are evidenced based and proven effective with similar student populations, aligned to district academic objectives, will be implemented in the district
2	4	2	Develop and implement immediate instructional strategies at the campus level and classroom level to address the results from the formative assessments
2	4	3	Monitor student performance with a comprehensive, coherent assessment system that includes benchmarks to supplement state and standardized tests
2	4	4	Monitor student performance with a comprehensive, coherent assessment system that includes benchmarks to supplement state and standardized tests
2	4	5	Implement technology within the classroom as a whole group activity, project based learning, and for differentiated instruction.
2	4	6	Instructional coaching will be provided to help teachers improve classroom instruction
2	5	1	All core Subject teachers will receive training in data analysis and continuous improvement tools (strategies) to identify "root" causes for the gap between current performance and desired performance.
2	5	2	Maintain a continuous Improvement Team to consistently evaluate the instructional program.
2	5	3	Continued an intervention plan that targets, supports, and assist students and provides appropriate interventions based on assessment data
2	5	4	An instructional aide will be assigned for each core subject, in order to provide better instruction to the inclusion students.
2	5	5	Common Assessments, Benchmark Exam, Quizzes, Projects
2	5	6	Retired teachers as mentors for first year teachers.
3	1	1	Evaluate teacher performance and provide instructional coaching to help enhance their instructional skills. Campus Instructional Specialists hired to provide services.
3	1	2	Recruitment at Job Fairs
3	1	3	Weekly Rookie Round Meetings with teachers
4	1	1	Maintain a comprehensive positive behavior support system that reinforces positive behavior from students. Teachers are trained on the use of the CHAMPS classroom management system and it is implemented school wide.
4	1	2	Utilize proactive strategies such as anti-bullying lessons, appropriate reactions to reports of bullying to lower incidents of bullying. The counselor does classroom lessons and information sessions on bullying. The administrators and the counselor follow a structured approach to resolving incidents of bullying on campus. Anti-Bullying posters are displayed around the campus and the students procedures on dealing with bullying are practiced with the students individually and in whole group.
4	1	3	Develop and implement a comprehensive violence prevention plan including anger coping lessons (counselor), Social Skills lessons (Teen Leadership class), Bullying Prevention program (Counselor, Teen Leadership class, and Campus Administration)

Goal	Objective	Strategy	Description
4	1	4	Implement a Tribal Council where teachers on same teaching team are given scheduled time and topics to discuss and plan interventions as a group.
4	1	5	Teachers will create Parent Call logs to provide as evidence the communication between the teacher, student, and parents.
4	1	6	Utilize Post Cards to share good news with parents about their student's behavior, improvements in behavior, academic performance, etc.
5	1	1	Improve the behavioral and academic RTI programs at CMS.
5	1	2	Utilization of vertical alignment meetings between campus principals, counselors, Instructional Specialists, Special Education teachers
5	1	3	Utilization of vertical alignment meetings between campus principals, counselors, Instructional Specialists, Special Education teachers
5	2	1	Professional Learning Time will be provided to staff to work on lesson plans weekly and during scheduled inservice days.

State Compensatory

Personnel for Cleveland Middle School:

<u>Name</u>	<u>Position</u>	<u>Program</u>	<u>FTE</u>
Angela Lewis	Instructional Aide	SCE	1
Jamie Conkle	Tchr	SCE	.375

Title I Schoolwide Elements

ELEMENT 1. SWP COMPREHENSIVE NEEDS ASSESSMENT (CNA)

ELEMENT 2. SWP CAMPUS IMPROVEMENT PLAN (CIP)

ELEMENT 3. PARENT AND FAMILY ENGAGEMENT (PFE)

Title I Schoolwide Element Personnel

<u>Name</u>	<u>Position</u>	<u>Program</u>	<u>FTE</u>
Nassrin Spencer	Instructional Specialist	Title I (MS)	1
Pattie Myers	Instructional Specialist	Title I (MS)	1

Campus Improvement Team

Committee Role	Name	Position
Administrator	Ashlee Boothe	Principal
Administrator	Chris Price	AP
Administrator	Pattie Myers	Instructional Specialist
Administrator	Nassrin Spencer	Instructional Specialist
Business Representative	Cliff Dunn	Business Owner
Classroom Teacher	Nelda Matlock	Teacher
Classroom Teacher	Kim Calfee	Teacher
Administrator	Cheryl Sterrett	AP
Paraprofessional	Sylvia Lambright	Attendance Clerk
Parent	Martha Miranda	Parent
Administrator	Tim Johnson	AP
Administrator	Pearl Perez	Counselor
Administrator	Lisa Ramke	Counselor
Parent	Ms Palacios	Parent
Classroom Teacher	Johanna Todd	Teacher
Classroom Teacher	Robert Black	Teacher
Classroom Teacher	Wittney Cox	Teacher
Classroom Teacher	Stephanie Hurst	Teacher

District Funding Summary

Title I Part A-Improving Basic Programs					
Goal	Objective	Strategy	Resources Needed	Account Code	Amount
1	1	5			\$0.00
1	1	7			\$3,000.00
1	2	1			\$0.00
1	2	2			\$0.00
1	2	3			\$0.00
1	2	4			\$0.00
1	3	2			\$0.00
1	3	3			\$0.00
1	3	5			\$0.00
1	4	1			\$0.00
1	4	2			\$0.00
1	4	3			\$0.00
1	4	4			\$0.00
1	4	5			\$0.00
1	5	1			\$0.00
1	6	2			\$0.00
1	6	3			\$0.00
1	6	5			\$0.00
1	7	1			\$0.00
1	7	2			\$0.00
1	7	3			\$0.00
1	7	4			\$0.00
1	7	5			\$0.00
1	7	6			\$0.00

2	2	5			\$0.00
2	3	1			\$0.00
2	3	2			\$0.00
2	4	2			\$0.00
2	4	3			\$0.00
2	4	5			\$0.00
2	5	3			\$0.00
2	5	4			\$0.00
2	5	5			\$0.00
2	5	7			\$0.00
3	1	1			\$170,000.00
Sub-Total					\$173,000.00

Title IIA-Principal and Teacher Improvement

Goal	Objective	Strategy	Resources Needed	Account Code	Amount
1	2	5			\$0.00
1	2	7			\$400.00
1	3	4			\$0.00
1	5	2			\$0.00
1	5	3			\$0.00
1	5	4			\$0.00
1	5	5			\$0.00
1	5	6			\$0.00
1	5	7			\$0.00
1	6	1			\$0.00
1	6	4			\$0.00
2	2	4			\$0.00
2	3	3			\$0.00
2	3	4			\$0.00

2	3	5			\$0.00
2	3	6			\$0.00
2	4	4			\$0.00
Sub-Total					\$400.00
Instructional Materials Allotment					
Goal	Objective	Strategy	Resources Needed	Account Code	Amount
2	5	5			\$0.00
Sub-Total					\$0.00
Local Funds					
Goal	Objective	Strategy	Resources Needed	Account Code	Amount
1	1	1			\$0.00
1	1	2			\$0.00
1	1	3			\$0.00
1	1	5			\$0.00
1	1	6			\$0.00
1	2	2			\$0.00
1	2	3			\$0.00
1	2	4			\$0.00
1	2	8			\$0.00
1	3	2			\$0.00
1	3	3			\$0.00
1	3	4			\$0.00
1	3	5			\$0.00
1	3	6			\$0.00
1	4	1			\$0.00
1	4	2			\$0.00
1	4	3			\$0.00
1	4	4			\$0.00

1	4	5			\$0.00
1	4	6			\$0.00
1	5	1			\$0.00
1	5	2			\$0.00
1	5	3			\$0.00
1	5	4			\$0.00
1	5	8			\$0.00
1	6	1			\$0.00
1	6	2			\$0.00
1	6	3			\$0.00
1	6	4			\$0.00
1	6	5			\$0.00
1	6	6			\$0.00
1	7	1			\$0.00
1	7	2			\$0.00
1	7	3			\$0.00
1	7	4			\$0.00
1	7	5			\$0.00
1	7	6			\$0.00
2	1	1			\$0.00
2	1	2			\$0.00
2	1	3			\$0.00
2	1	4			\$0.00
2	1	5			\$0.00
2	1	6			\$0.00
2	1	7			\$0.00
2	2	1			\$0.00
2	2	2			\$0.00

2	2	3			\$0.00
2	2	4			\$0.00
2	2	5			\$0.00
2	2	6			\$0.00
2	2	7			\$0.00
2	3	1			\$0.00
2	3	2			\$0.00
2	3	3			\$0.00
2	3	4			\$0.00
2	4	2			\$0.00
2	4	3			\$0.00
2	4	4			\$0.00
2	4	5			\$0.00
2	4	6			\$0.00
2	5	3			\$0.00
2	5	4			\$0.00
2	5	6			\$0.00
2	5	7			\$0.00
3	1	2			\$0.00
3	1	3			\$0.00
4	1	1			\$0.00
4	1	2			\$0.00
4	1	3			\$0.00
4	1	4			\$0.00
4	1	5			\$0.00
4	1	6			\$0.00
Sub-Total					\$0.00
Grand Total					\$173,400.00