

# HOW TO ADD MONEY TO LUNCH ACCOUNT

Go to <https://augusta.revtrak.net> (or can also access from the District website under Parent Resources)

If you have never paid on Revtrak before, you will need to click **CREATE NEW ACCOUNT** at the bottom to set up your payment account. Otherwise it will be your email/password that you created when you created your account.

x

Log in to the Web Store now for quick checkout

Email ?

Password

Forgot password?

LOG IN

CREATE NEW ACCOUNT

**AUGUSTA**  
USD 402 Public Schools

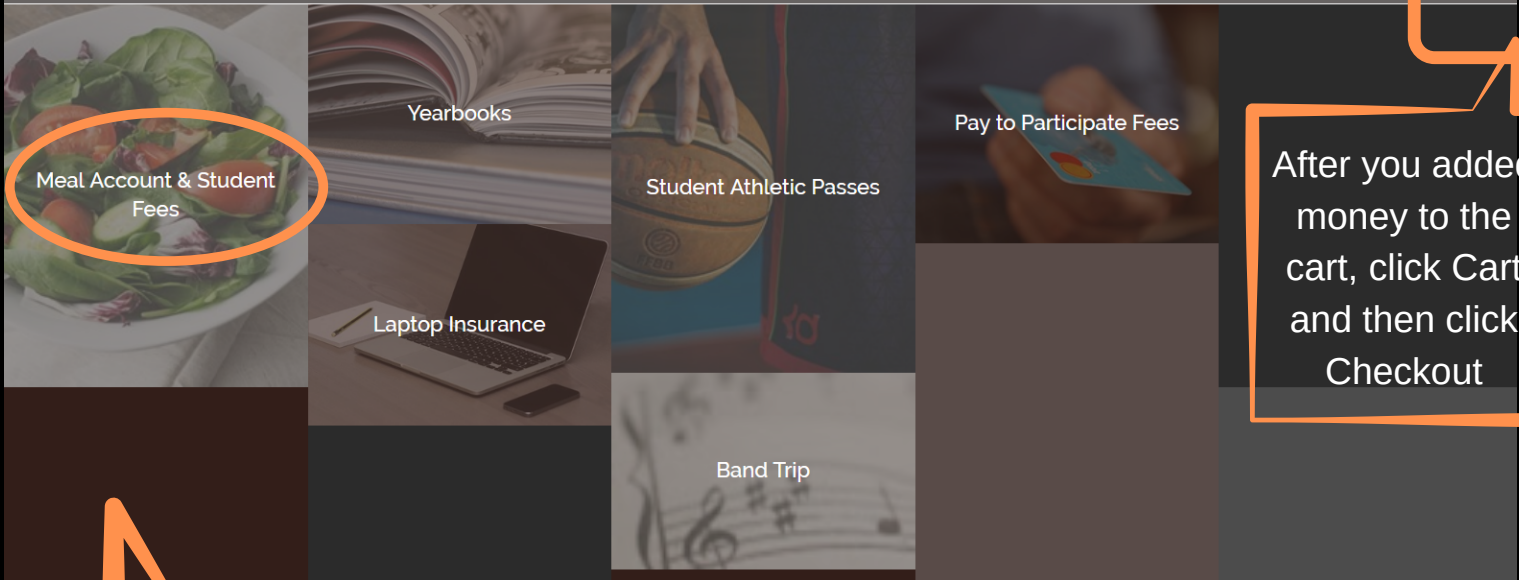
POWERSCHOOL - PLEASE LOG IN

Please Enter Your PowerSchool Portal Access Credentials Below

Username:

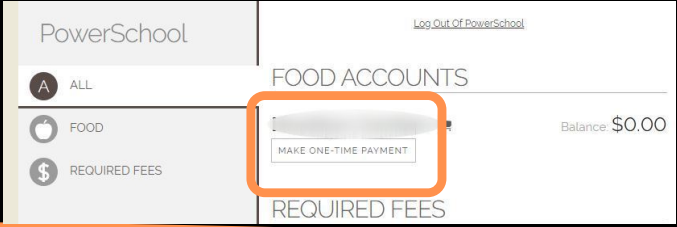
Password:

Enter your PowerSchool Login Information to access your fee account. If you have forgotten your username/password please contact your student's school.  
*\*This is not the same as your Revtrak login above*




After you added money to the cart, click Cart and then click Checkout

Once on Revtrak click Meal Accounts & Student Fees. You can click make a one-time payment which is right below the student's name and then click ADD TO CART



Upon clicking Checkout, it will ask you for your check or debit/credit card information. There is a \$3 for all payments made online. You can also pay by cash or check at the District Office or your student's school.



SUB TOTAL \$100.00  
SERVICE FEE \$3.00  
TOTAL \$103.00  
CHECKOUT