

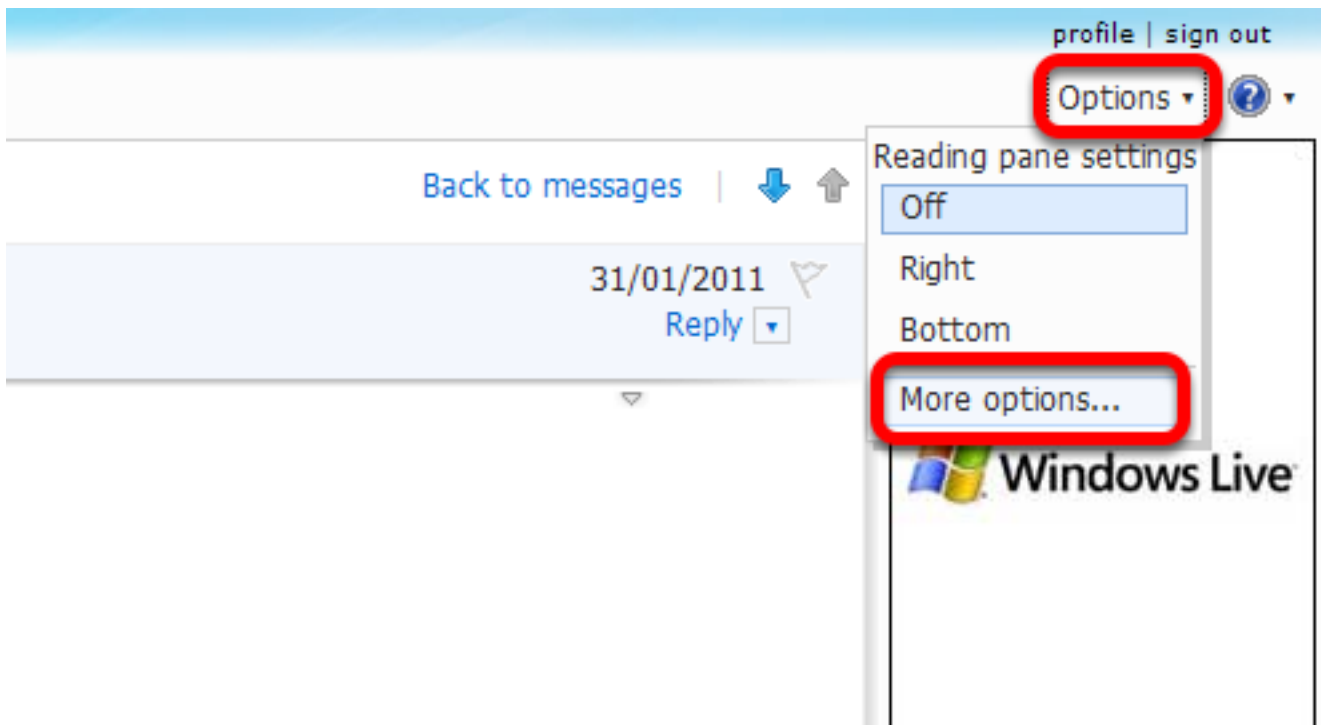
Hotmail

Would you like to send and receive email using a personalized email address such as bevis@barber.net instead of a branded webmail account like beavis.barber@hotmail.com? Hotmail allows you to use your hover forwarding email address as the from address when sending outgoing mail.

Set up your Forwarding

First you will need to set up your Hover Email forward to send to the email address you are receiving through Hotmail. We have put together an article on setting up your email forwarding [here](#). Once that is done you can set up the sending using the following instructions:

Customize From Address in Hotmail



From your Hotmail Inbox page, click on **Options** near the top right of the page and then click on **More options**.

Hotmail Options

[Go to inbox](#)

[Show options for](#)

Windows Live

Hotmail

[Offers](#)

[Upgrade to Hotmail Plus](#)

[Free newsletters](#)

[Home](#)

[Managing your account](#)

[Account details \(password, aliases, time zone\)](#)

[Sending/receiving email from other accounts](#)

[Email forwarding](#)

[Sending automated vacation replies](#)

[Writing email](#)

[Personal email signature](#)

[Reply-to address](#)

[Saving sent messages](#)

[Sent message confirmations](#)

[Preventing junk email](#)

[Filters and reporting](#)

[Safe and blocked senders](#)

[Customizing Hotmail](#)

[Advanced privacy settings](#)

[Themes](#)

[Language](#)

[Keyboard shortcuts](#)

[Rules for sorting new messages](#)

[Windows Live Home settings](#)

Click on "Sending/receiving email from other accounts."

Sending/receiving email from other accounts

hover.test@hotmail.com

Currently signed in

You can receive mail from these accounts

You can get all of your messages in one place by adding email accounts here. They do need to be POP-enabled,

[Add an email account](#)

You can send mail from these accounts

When you compose a new message, you can choose to send it from any of the following accounts. Your recipient

Email account
hover.test@hotmail.com (default 'From' address)

[Add another account to send mail from](#)

In the "You can send email from these accounts" section, click on "Add another account to send mail from."

Add an address to send mail from

Before you can use another account with Windows Live Hotmail, you must verify that it is that email.

Add an email address:

Example: name@example.com

[Send verification email](#)

[Cancel](#)

Type in your Hover email address and then click on the **Send verification email** button.

[Go to inbox](#)

Show options for

Windows Live
Hotmail

Offers

Upgrade to Hotmail Plus
Free newsletters

Home
Contacts
Calendar



Verification message was sent successfully

Sending/receiving email from other accounts

hover.test@hotmail.com

Currently signed in

You can receive mail from these accounts

You can get all of your messages in one place by adding email accounts here. They can

[Add an email account](#)

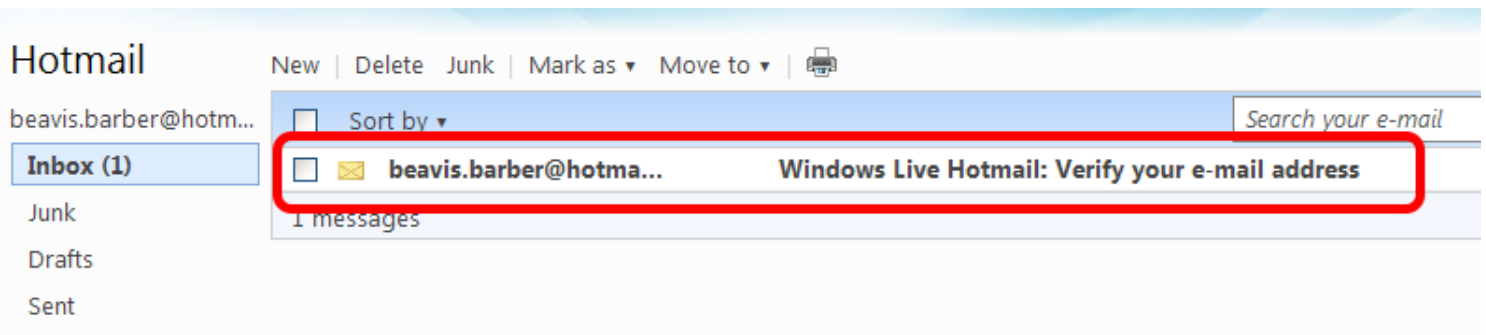
You can send mail from these accounts

When you compose a new message, you can choose to send it from any of the following

Email account	
hover.test@hotmail.com	(default 'From' address)
bevis@barber.net	Resend verification email Remove
Waiting for verification (What's this?)	

You'll see a **Waiting for verification** status under your email account.

Click on **Go to inbox**.



Open the verification email and click on the link to verify your hover address.

If you do not receive the verification email from Windows Live Hotmail in your Hotmail Inbox, log into Hover Webmail at <https://mail.hover.com> and check whether the message is in the Spam folder at Hover.

Verification email example:

Verify that you own this email address

You have set up your Windows Live Hotmail account to send messages from this email address.

By adding this address, you'll be able to write messages and send them from this Windows Live Hotmail account:

bevis@barber.net

1. To verify that you own this account and want to send messages from it, click the link below:

http://snt102.mail.live.com?n=1789143647&rru=confirmsendasaddress%3fconfirm%3d1%26id%3ddd85e020-bdb3-4d32-9f7c-a4a2651bad75%26h%3d01_5389a49ff81fda1e8d3a9a672fd6293d5d6fc91a0f477cb0f6f87f0c9cba00%26sid%3d91802bd5-0119-4610-bc2e-c6be63db17ab%26sh%3d01_eb4f7f2a0f20be9cf2c8faca41f64a5376cc7640da95b7bece0ab563b060517d

2. The link will take you to the sign-in page for Windows Live Hotmail. Just sign in to the account that you want to send mail from. Once you've done that, your mail fr will start being sent from this address.

If the link appears to be broken, please try one of the following:

- Copying and pasting http://snt102.mail.live.com?n=1789143647&rru=confirmsendasaddress%3fconfirm%3d1%26id%3ddd85e020-bdb3-a4a2651bad75%26h%3d01_5389a49ff81fda1e8d3a9a672fd6293d5d6fc91a0f477cb0f6f87f0c9cba00%26sid%3d91802bd5-0119-4610-bc2e-c6be63db17ab%26sh%3d01_eb4f7f2a0f20be9cf2c8faca41f64a5376cc7640da95b7bece0ab563b060517d

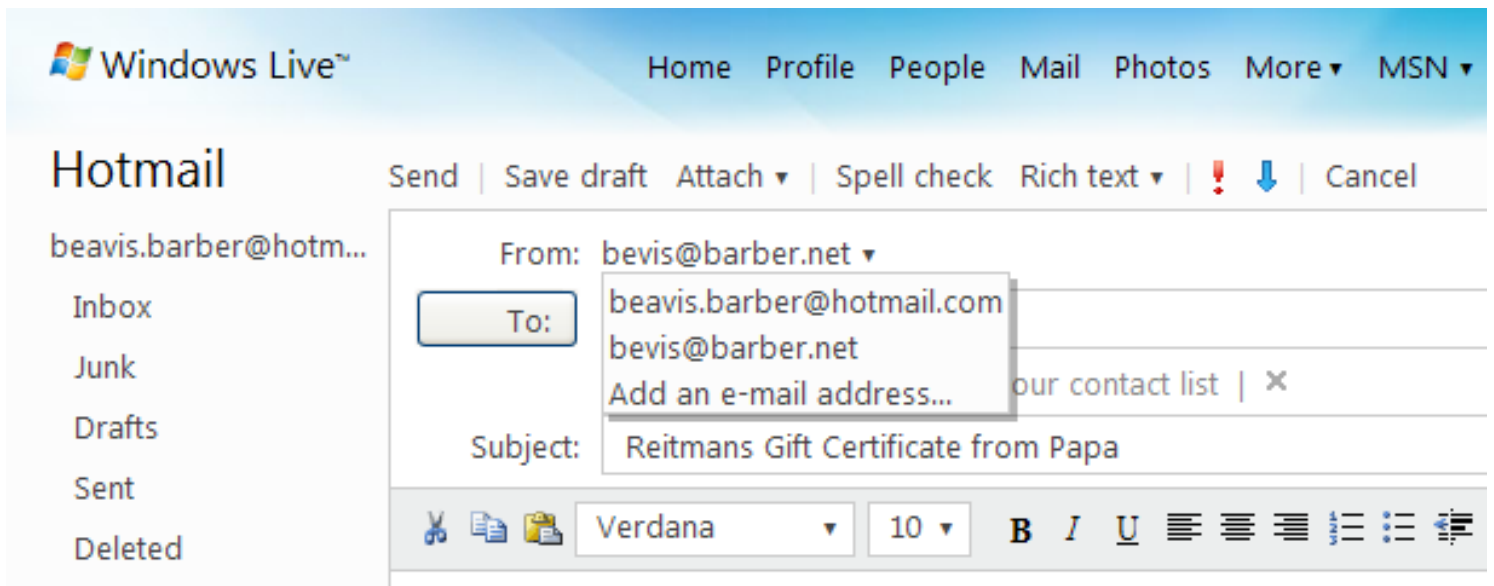
You have successfully verified bevis@barber.net!

The next time you write messages, you will be able to select bevis@barber.net as a From address.

To receive messages from bevis@barber.net in your Windows Live Hotmail inbox, go to that account and set up e-mail forwarding.

[Return to inbox](#)

The verification has been completed.



Email can now be sent within Hotmail using your Hover email address as the From address.

You can send mail from these accounts

When you compose a new message, you can choose to send it from any of the following accounts. Your recipients may see: "From beavis.barber@hotmail.com on behalf of name@example.com". [Learn more](#)

E-mail account

beavis.barber@hotmail.com	(default 'From' address)	
bevis@barber.net	Use as default	Remove

[Add another account to send mail from](#)

If you want your hover forwarding account to be set as your default account for all outgoing mail, then you can change this by going back into the mail options section using these steps:

1. Click on Options and select More Options.
2. Click on "Sending/receiving email from other accounts."
3. Click on the "Use as default" link next to your Hover forwarding address.

Need More Help?

If this still isn't working, doesn't make sense, or you just want to talk to someone, here is how you can reach us:

Telephone: 1-866-731-6556 (North America Toll Free);
416-538-5498 (local)

Email: help@hover.com

Twitter: [@HoverCS](https://twitter.com/HoverCS)

Join us on Facebook: <http://about.hover.com/facebook>

Article Shortcut: <http://about.hover.com/usinghotmail>
