

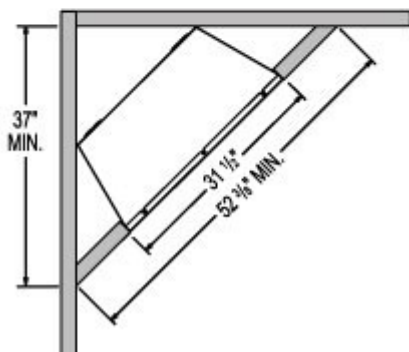
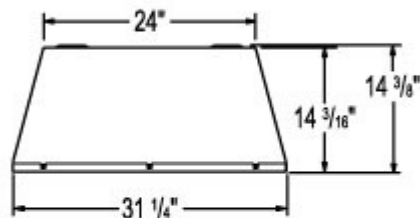
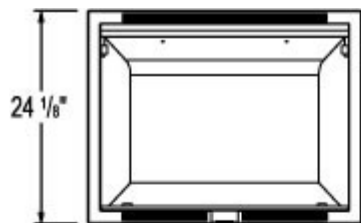
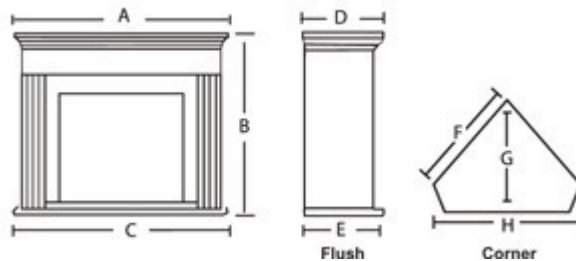
EFM31 Electric Fireplace

Specifications

- Tested in Canada and the US to the heating standard CSA C22.2 No. 46/ UL 1278
- 5000 BTU - 1500 watt heater
- Plugs into a 120V electrical outlet or can be hard wired for permanent installation
- Can install almost anywhere
- Suitable for bathrooms, bedrooms and bed-sitting rooms
- 100% efficient
- No venting required
- One year warranty
- Patent # 6944982B2

Cabinet Dimensions

- A=42"**
- B=38 5/8"**
- C=42"**
- D=15 7/8"**
- E=15 7/8"**
- F=33 3/4"**
- G=28 1/4"**
- H=47 5/8"**



Line dimensions are to be used as a guide only. Please consult your installation manual for updated and precise measurements before proceeding to install or frame your Napoleon Fireplace. Check all Local and National Building Codes and Gas Regulations

