
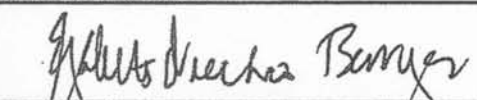




## Executive Branch Personnel PUBLIC FINANCIAL DISCLOSURE REPORT

Date of Appointment, Candidacy, Election or Nomination (Month, Day, Year)	Reporting Status (Check appropriate boxes) <input type="checkbox"/> Incumbent <input checked="" type="checkbox"/> New Entrant, Nominee, or Candidate	Calendar Year Covered by Report	Termination Date (If Applicable) (Month, Day, Year)	Termination Filer <input type="checkbox"/> Filer	<b>Fee for Late Filing</b> Any individual who is required to file this report and does so more than 30 days after the date the report is required to be filed, or, if an extension is granted, more than 30 days after the last day of the filing extension period shall be subject to a \$200 fee.
Reporting Individual's Name	Last Name Preston	First Name and Middle Initial Stephen W.	<b>Reporting Periods</b> <b>Incumbents:</b> The reporting period is the preceding calendar year except Part II of Schedule C and Part I of Schedule D where you must also include the filing year up to the date you file. Part II of Schedule D is not applicable. <b>Termination Filers:</b> The reporting period begins at the end of the period covered by your previous filing and ends at the date of termination. Part II of Schedule D is not applicable. <b>Nominees, New Entrants and Candidates for President and Vice President:</b> <b>Schedule A</b> --The reporting period for income (BLOCK C) is the preceding calendar year and the current calendar year up to the date of filing. Value assets as of any date you choose that is within 31 days of the date of filing. <b>Schedule B</b> --Not applicable. <b>Schedule C, Part I (Liabilities)</b> --The reporting period is the preceding calendar year and the current calendar year up to any date you choose that is within 31 days of the date of filing. <b>Schedule C, Part II (Agreements or Arrangements)</b> --Show any agreements or arrangements as of the date of filing. <b>Schedule D</b> --The reporting period is the preceding two calendar years and the current calendar year up to the date of filing.		
Position for Which Filing	Title of Position General Counsel	Department or Agency (If Applicable) Central Intelligence Agency			
Location of Present Office (or forwarding address)	Address (Number, Street, City, State, and ZIP Code) 1875 Pennsylvania Avenue, NW, Washington, DC 20006		Telephone No. (Include Area Code) 202 663 6900		
Position(s) Held with the Federal Government During the Preceding 12 Months (If Not Same as Above)	Title of Position(s) and Date(s) Held				
Presidential Nominees Subject to Senate Confirmation	Name of Congressional Committee Considering Nomination Senate Select Committee on Intelligence	Do You Intend to Create a Qualified Diversified Trust? <input type="checkbox"/> Yes <input checked="" type="checkbox"/> No			
<b>Certification</b>	Signature of Reporting Individual	Date (Month, Day, Year)			
I CERTIFY that the statements I have made on this form and all attached schedules are true, complete and correct to the best of my knowledge.		5/12/09			
<b>Other Review (If desired by agency)</b>	Signature of Other Reviewer	Date (Month, Day, Year)			
		13 May 09			
<b>Agency Ethics Official's Opinion</b>	Signature of Designated Agency Ethics Official/Reviewing Official	Date (Month, Day, Year)			
On the basis of information contained in this report, I conclude that the filer is in compliance with applicable laws and regulations (subject to any comments in the box below).		5/10/09			
<b>Office of Government Ethics Use Only</b>	Signature	Date (Month, Day, Year)			
		5/20/09			
Comments of Reviewing Officials (If additional space is required, use the reverse side of this sheet).					
(Check box if filing extension granted & indicate number of days _____) <input type="checkbox"/>					
(Check box if comments are continued on the reverse side) <input type="checkbox"/>					
<b>Agency Use Only</b>					
<b>OGE Use Only</b>					
MAY 14 2009					

## SCHEDULE A

[Page Number]

A1

[illegible]

\* This category applies only if the asset/income is solely that of the filer's spouse or dependent children. If the asset/income is either that of the filer or jointly held by the filer with the spouse or dependent children, mark the other higher categories of value, as appropriate.

**Prior Editions Cannot be Used.**

Reporting Individual's Name  Preston, Stephen W.	<b>SCHEDULE A continued</b> (Use only if needed)	Page Number  A2
--	---	-----------------------

Assets and Income		Valuation of Assets at close of reporting period												Income: type and amount. If "None (or less than \$201)" is checked, no other entry is needed in Block C for that item.																			
BLOCK A		BLOCK B												BLOCK C																			
None <input type="checkbox"/>		None (or less than \$1,001)	\$1,001 - \$15,000	\$15,001 - \$50,000	\$50,001 - \$100,000	\$100,001 - \$250,000	\$250,001 - \$500,000	\$500,001 - \$1,000,000	Over \$1,000,000 *	\$1,000,001 - \$5,000,000	\$5,000,001 - \$25,000,000	\$25,000,001 - \$50,000,000	Over \$50,000,000	Excepted Investment Fund	Excepted Trust	Qualified Trust	Type			Amount												Other Income (Specify Type & Actual Amount)	Date (Mo., Day, Yr.)  Only if Honoraria
																	Dividends	Rent and Royalties	Interest	Capital Gains	None (or less than \$201)	\$201 - \$1,000	\$1,001 - \$2,500	\$2,501 - \$5,000	\$5,001 - \$15,000	\$15,001 - \$50,000	\$50,001 - \$100,000	\$100,001 - \$1,000,000	Over \$1,000,000*	\$1,000,001 - \$5,000,000	Over \$5,000,000		
1	(DC) Franklin Income Fund			X										X																			
2	IRA Ivy Asset Strategy Fund			X										X																			
3	(DC) First Trust Strategic Income Plus Closed End Fund Series 11			X										X						X													
4	MMKT, (J) MMKT & (DC) MMKT Schwab Advisor Cash Reserves Fund						X							X																			
5	(S) IRA Fairholme fund		X											X							X												
6	American International Group Common	X																		X													
7	3M Company Common		X															X			X												
8	Coca Cola Common		X															X			X												
9	Genuine Parts Common		X															X			X												

\* This category applies only if the asset/income is solely that of the filer's spouse or dependent children. If the asset/income is either that of the filer or jointly held by the filer with the spouse or dependent children, mark the other higher categories of value, as appropriate.



(Use only if needed)

A3

\* This category applies only if the asset/income is solely that of the filer's spouse or dependent children. If the asset/income is either that of the filer or jointly held by the filer with the spouse or dependent children, mark the other higher categories of value, as appropriate.

**Prior Editions Cannot be Used.**

Reporting Individual's Name  Preston, Stephen W.	<b>SCHEDULE A continued</b> (Use only if needed)	Page Number  A4
--	---	-----------------------

Assets and Income  BLOCK A	Valuation of Assets at close of reporting period BLOCK B	Income: type and amount. If "None (or less than \$201)" is checked, no other entry is needed in Block C for that item.	BLOCK C
			<div style="display: flex; justify-content: space-between;"> <div> <b>Type</b>  <div style="display: flex; justify-content: space-between;"> <div> <div>None (or less than \$1,001)</div> <div>\$1,001 - \$15,000</div> <div>\$15,001 - \$50,000</div> <div>\$50,001 - \$100,000</div> <div>\$100,001 - \$250,000</div> <div>\$250,001 - \$500,000</div> <div>\$500,001 - \$1,000,000</div> <div>Over \$1,000,000 *</div> </div> <div> <div>\$1,000,001 - \$5,000,000</div> <div>\$5,000,001 - \$25,000,000</div> <div>\$25,000,001 - \$50,000,000</div> <div>Over \$50,000,000</div> </div> </div> </div> <div> <div>Excepted Investment Fund</div> <div>Excepted Trust</div> <div>Qualified Trust</div> </div> </div> <div> <div>Dividends</div> <div>Rent and Royalties</div> <div>Interest</div> <div>Capital Gains</div> </div> <div> <div>None (or less than \$201)</div> <div>\$201 - \$1,000</div> <div>\$1,001 - \$2,500</div> <div>\$2,501 - \$5,000</div> <div>\$5,001 - \$15,000</div> <div>\$15,001 - \$50,000</div> <div>\$50,001 - \$100,000</div> <div>\$100,001 - \$1,000,000</div> <div>Over \$1,000,000*</div> <div>\$1,000,001 - \$5,000,000</div> <div>Over \$5,000,000</div> </div> <div> <div>Other Income (Specify Type &amp; Actual Amount)</div> <div>Date (Mo., Day, Yr.)</div> <div>Only if Honoraria</div> </div>
None <input type="checkbox"/>			
1 401(k) Causeway International Value Fund			
2 401(k) Columbia Small Cap Core Fund			
3 401(k) Marsico Growth Fund			
4 CitiBank checking			
5 (J) Sun Trust checking			
6 (J) Loudoun County, VA, real property residential property			
7 Rabun County, GA, real property, vacant lot			
8 1/4 ownership Macon County, NC, real property, vacant lots			
9 WilmerHale defined benefit plan			

\* This category applies only if the asset/income is solely that of the filer's spouse or dependent children. If the asset/income is either that of the filer or jointly held by the filer with the spouse or dependent children, mark the other higher categories of value, as appropriate.

Reporting Individual's Name  Preston, Stephen W.	<b>SCHEDULE A continued</b> (Use only if needed)	Page Number  A5
--	---	-----------------------

Assets and Income  BLOCK A	Valuation of Assets at close of reporting period BLOCK B	Income: type and amount. If "None (or less than \$201)" is checked, no other entry is needed in Block C for that item.	BLOCK C
		Type	Amount
		Dividends	
		Rent and Royalties	
		Interest	
		Capital Gains	
		None (or less than \$201)	
		\$201 - \$1,000	
		\$1,001 - \$2,500	
		\$2,501 - \$5,000	
		\$5,001 - \$15,000	
		\$15,001 - \$50,000	
		\$50,001 - \$100,000	
		Over \$1,000,000*	
		\$1,000,001 - \$5,000,000	
		\$5,000,001 - \$25,000,000	
		\$25,000,001 - \$50,000,000	
		Over \$50,000,000	
		Excepted Investment Fund	
		Excepted Trust	
		Qualified Trust	
		Other Income (Specify Type & Actual Amount)	Date (Mo., Day, Yr.)  Only if Honoraria
None <input type="checkbox"/>			
1 Wilmer Cutler Pickering Hale and Dorr LLP (Law partnership income - no bonuses)			Law partnership income \$1,463,631
2 Wilmer Cutler Pickering Hale and Dorr LLP (Partner capital and interest)	X	X	
3 Wilmer Cutler Pickering Hale and Dorr LLP (2009 distribution receivable)	X	X	
4			
5			
6			
7			
8			
9			

\* This category applies only if the asset/income is solely that of the filer's spouse or dependent children. If the asset/income is either that of the filer or jointly held by the filer with the spouse or dependent children, mark the other higher categories of value, as appropriate.

**Do not Complete Schedule B if you are a new entrant, nominee, Vice Presidential or Presidential Candidate**

Reporting Individual's Name Preston, Stephen W.	<b>SCHEDULE B</b>	Page Number B1
--	-------------------	-------------------

**Part I: Transactions**

None ☐

Report any purchase, sale, or exchange by you, your spouse, or dependent children during the reporting period of any real property, stocks, bonds, commodity futures, and other securities when the amount of the transaction exceeded \$1,000. Include transactions that resulted in a loss. Do not

report a transaction involving property used solely as your personal residence, or a transaction solely between you, your spouse, or dependent child. Check the "Certificate of divestiture" block to indicate sales made pursuant to a certificate of divestiture from OGE.

Identification of Assets		Transaction Type (x)			Date (Mo., Day, Yr.)	Amount of Transaction (x)											
		Purchase	Sale	Exchange		\$1,001 - \$15,000	\$15,001 - \$50,000	\$50,001 - \$100,000	\$100,001 - \$250,000	\$250,001 - \$500,000	\$500,001 - \$1,000,000	Over \$1,000,000*	\$1,000,001 - \$5,000,000	\$5,000,001 - \$25,000,000	\$25,000,001 - \$50,000,000	Over \$50,000,000	Certificate of divestiture
Example: Central Airlines Common		x			2/1/99			x									
1 Not Applicable																	
2																	
3																	
4																	
5																	

\* This category applies only if the underlying asset is solely that of the filer's spouse or dependent children. If the underlying asset is either held by the filer or jointly held by the filer with the spouse or dependent children, use the other higher categories of value, as appropriate.

**Part II: Gifts, Reimbursements, and Travel Expenses**

For you, your spouse and dependent children, report the source, a brief description, and the value of: (1) gifts (such as tangible items, transportation, lodging, food, or entertainment) received from one source totaling more than \$260; and (2) travel-related cash reimbursements received from one source totaling more than \$260. For conflicts analysis, it is helpful to indicate a basis for receipt, such as personal friend, agency approval under 5 U.S.C. § 4111 or other statutory authority, etc. For travel-related gifts and reimbursements, include travel itinerary, dates, and the nature of expenses provided. Exclude anything given to you by

the U.S. Government; given to your agency in connection with official travel; received from relatives; received by your spouse or dependent child totally independent of their relationship to you; or provided as personal hospitality at the donor's residence. Also, for purposes of aggregating gifts to determine the total value from one source, exclude items worth \$104 or less. See instructions for other exclusions.

None ☐

Source (Name and Address)		Brief Description	Value
Examples: Nat'l Assn. of Rock Collectors, NY, NY		Airline ticket, hotel room & meals incident to national conference 6/15/99 (personal activity unrelated to duty)	\$500
Frank Jones, San Francisco, CA		Leather briefcase (personal friend)	\$300
1 Not Applicable			
2			
3			
4			
5			



Do not Complete Schedule B if you are a new entrant, nominee, or Vice Presidential or Presidential Candidate

Reporting Individual's Name

**SCHEDULE B continued**

(Use only if needed)

Page Number

**Part I: Transactions**

	Identification of Assets	Transaction Type (x)			Date (Mo., Day, Yr.)	Amount of Transaction (x)													
		Purchase	Sale	Exchange		\$1,001 - \$15,000	\$15,001 - \$50,000	\$50,001 - \$100,000	\$100,001 - \$250,000	\$250,001 - \$500,000	\$500,001 - \$1,000,000	Over \$1,000,000*	\$1,000,001 - \$5,000,000	\$5,000,001 - \$25,000,000	\$25,000,001 - \$50,000,000	Over \$50,000,000	Certificate of divestiture		
	Example: Central Airlines Common	x			2/1/99			x											
1																			
2																			
3																			
4																			
5																			
6																			
7																			
8																			
9																			
10																			
11																			
12																			
13																			
14																			
15																			
16																			

\* This category applies only if the underlying asset is solely that of the filer's spouse or dependent children. If the underlying asset is either held by the filer or jointly held by the filer with the spouse or dependent children, use the other higher categories of value, as appropriate.

Prior Editions Cannot Be Used.



Reporting Individual's Name Preston, Stephen W.	<b>SCHEDULE C</b>	Page Number C1
--	-------------------	-------------------

### Part I: Liabilities

Report liabilities over \$10,000 owed to any one creditor at any time during the reporting period by you, your spouse, or dependent children. Check the highest amount owed during the reporting period. Exclude a mortgage on your

personal residence unless it is rented out; loans secured by automobiles, household furniture or appliances; and liabilities owed to certain relatives listed in instructions. See instructions for revolving charge accounts.

None ☒

Category of Amount or Value (x)

any time during the reporting period by you, your spouse, or dependent children. Check the highest amount owed during the reporting period. Exclude a mortgage on your			liabilities owed to certain relatives listed in instructions. See instructions for revolving charge accounts.			Date Incurred	Interest Rate	Term if applicable	\$10,001 - \$15,000	\$15,001 - \$50,000	\$50,001 - \$100,000	\$100,001 - \$250,000	\$250,001 - \$500,000	\$500,001 - \$1,000,000	Over \$1,000,000*	\$1,000,001 - \$5,000,000	\$5,000,001 - \$25,000,000	\$25,000,001 - \$50,000,000	Over \$50,000,000
Creditors (Name and Address)			Type of Liability																
Examples:	First District Bank, Washington, DC John Jones, 123 J St., Washington, DC		Mortgage on rental property, Delaware Promissory note			1991 1999	8% 10 %	25 yrs. on demand			x		x						
1	None																		
2																			
3																			
4																			
5																			

\* This category applies only if the liability is solely that of the filer's spouse or dependent children. If the liability is that of the filer or a joint liability of the filer with the spouse or dependent children, mark the other higher categories, as appropriate.

### Part II: Agreements or Arrangements

Report your agreements or arrangements for: continuing participation in an employee benefit plan (e.g. 401k, deferred compensation); (2) continuation payment by a former employer (including severance payments); (3) leaves

of absence; and (4) future employment. See instructions regarding the reporting of negotiations for any of these arrangements or benefits

None ☐

Status and Terms of any Agreement or Arrangement		Parties	Date
Example:	Pursuant to partnership agreement, will receive lump sum payment of capital account & partnership share calculated on service performed through 1/00.	Doe Jones & Smith, Hometown, State	7/85
1	Upon confirmation, I will resign from the firm. I will receive repayment of my partner capital prior to federal appointment.	Wilmer Cutler Pickering Hale and Dorr LLP Washington, DC	3/01
2	I will receive final 2009 partnership distribution prior to federal appointment for portion of 2009 in which I served as partner (reserve held by firm for taxes to be paid after my departure).		
3	I will either maintain my account in the firm's 401(k) defined contribution plan or roll it over into another qualifying account. I will withdraw from the partners' defined benefit plan, the proceeds to be rolled over into another qualifying account.		
4	I have no agreement or arrangement for future employment.		
5			
6			

Reporting Individual's Name Preston, Stephen W.	<b>SCHEDULE D</b>	Page Number D1
--	-------------------	-------------------

**Part I: Positions Held Outside U.S. Government**

Report any positions held during the applicable reporting period, whether compensated or not. Positions include but are not limited to those of an officer, director, trustee, general partner, proprietor, representative, employee, or

consultant of any corporation, firm, partnership, or other business enterprise or any non-profit organization or educational institution. **Exclude** positions with religious, social, fraternal, or political entities and those solely of an honorary nature.

None ☐

Organization (Name and Address)		Type of Organization	Position Held	From (Mo., Yr.)	To (Mo., Yr.)
Examples:	Nat'l Assn. of Rock Collectors, NY, NY	Non-profit education	President	6/92	Present
	Doe Jones & Smith, Hometown, State	Law firm	Partner	7/85	1/00
1	Wilmer Cutler Pickering Hale and Dorr LLP Washington, DC	Law firm	Partner	3/01	Present
2	EWB Irrevocable Trust Washington, DC	Irrevocable life insurance trust	Trustee	3/04	Present
3	HCBIII Irrevocable Trust Washington, DC	Irrevocable life insurance trust	Trustee	3/04	Present
4	Center for Strategic and Budgetary Assessments Washington, DC	Not-for-profit research institute	Board of Directors (uncompensated)	9/05	Present
5	Trust u/w/o BWP f/b/o JCP Washington, DC	Testamentary trust	Trustee	3/03	Present
6	Trust u/w/o BWP f/b/o CSWP Washington, DC	Testamentary trust	Trustee	3/03	Present

**Part II: Compensation In Excess Of \$5,000 Paid by One Source**

Report sources of more than \$5,000 compensation received by you or your business affiliation for services provided directly by you during any one year of the reporting period. This includes the names of clients and customers of any

corporation, firm, partnership, or other business enterprise, or any other non-profit organization when you directly provided the services generating a fee or payment of more than \$5,000. You need not report the U.S. Government as a source.

**Do not complete this part if you are an Incumbent, Termination Filer, or Vice Presidential or Presidential Candidate**

None ☐

Source (Name and Address)		Brief Description of Duties
Examples:	Doe Jones & Smith, Hometown, State	Legal services
	Metro University (client of Doe Jones & Smith), Moneytown, State	Legal services in connection with university construction
1	Wilmer Cutler Pickering Hale and Dorr LLP Washington, DC	Legal services
2	See Exhibit G for list of WilmerHale clients and legal services.	
3		
4		
5		
6		

## Exhibit A

### (J) Breckinridge Capital Advisors Intermediate Tax-Exempt Portfolio

	VALUE	INCOME	TYPE
<b>SCHWAB MUNICIPAL MONEY FUND- SWEEP SHARES TOTAL</b>	\$15,001-50,000	\$201-1,000	EIF
CLARK CNTY NEV BOND BK 6.000% 07/01/10 B/EDTD 07/01/00 Total	\$15,001-50,000	\$1,001-2,500	Interest
DALLAS TEX INDPT SCHDIST RFDG 5.500% 02/15/16 B/EDTD 03/15/02 CLB Total	\$1,000-15,000	\$201-1,000	Interest
DALLAS TEX INDPT SCHDIST RFDG 5.500% 02/15/16 B/EDTD 03/15/02 PRF Total	\$15,001-50,000	\$1,001-2,500	Interest
DISTRICT COLUMBIA RFDG SER B 5.500% 06/01/09 B/EDTD 07/15/99 Total	\$15,001-50,000	\$1,001-2,500	Interest
FOREST HILLS MICH 5% GO UTX DUE 05/01/14 Total	\$15,001-50,000	\$1,001-2,500	Interest
ILLINOIS ST SALES TAX REV RFDG-FIRST SER FGIC-MBIA RE 5.500% 06/15/13 B/EDTD 05/02/02 Total	\$15,001-50,000	\$1,001-2,500	Interest
INDIANA TRANSN FIN AUTH HWY REV SER A CPN 5.250% DUE 06/01/15 Total	\$15,001-50,000	\$1,001-2,500	Interest
LAFAYETTE LA PUB IM 5% REV DUE 05/01/17 Total	\$15,001-50,000	\$2,501-5,000	Interest
MISSOURI ST HEALTH EDL FACS AUTH EDL FACS REV WASHINGTON UNIV-SER A 5.000% 02/15/15 B/E Total	\$15,001-50,000	\$2,501-5,000	Interest
OHIO ST 5% GO LTX DUE 03/01/16 Total	\$15,001-50,000	\$2,501-5,000	Interest
PLANO TEX INDPT SCH DIST RFDG 5.250% 02/15/13 B/EDTD 02/01/01 CLB Total	\$15,001-50,000	\$1,001-2,500	Interest
SALT LAKE SANDY UTAHMET WTR DIST WTR REV 5.000% 07/01/13 B/EDTD 03/24/04 Total	\$15,001-50,000	\$1,001-2,500	Interest
SAN ANTONIO TEX 5% GO LTX DUE 02/01/14 Total	\$15,001-50,000	\$1,001-2,500	Interest
SEATTLE WASH DRAIN WASTEWATER REV RFDG 5.000% 02/01/17 B/EDTD 11/01/06 Total	\$15,001-50,000	\$2,501-5,000	Interest
SOUTH CAROLINA TRAN 5% REV DUE 10/01/17 Total	\$15,001-50,000	\$1,001-2,500	Interest
TAMPA FLA WTR & SWR 5% REV DUE 10/01/16 Total	\$15,001-50,000	\$1,001-2,500	Interest
UNIVERSITY TEX UNIV 5% REV DUE 08/15/11 Total	\$15,001-50,000	\$1,001-2,500	Interest
WASHINGTON ST MOTOR VEHICLE FUEL TAX SER C 5.000% 01/01/08 B/EDTD 01/15/02 Total	None (less than \$1,000)	\$1,001-2,500	Interest
WAYNE CNTY MICH MICHTRANSN FD 5.300% 10/01/13 B/EDTD 11/01/99 CLB Total	\$15,001-50,000	\$1,001-2,500	Interest
WHITE SETTLEMENT TEXINDPT SCH DIST SCH BLDG 5.000% 08/15/14 B/EDTD 07/15/05 Total	\$15,001-50,000	\$1,001-2,500	Interest
WILLIAMSON CNTY TENNRFDG-RURAL SCH 5.000% 04/01/12 B/EDTD 02/01/04 Total	\$15,001-50,000	\$1,001-2,500	Interest

## Exhibit B

### (J) Tradewinds Global Investors International Value ADR Strategy

Asset Name	Value(\$)	Type	Income
AEGON N V NY REGISTRY SH	\$1,001-15,000	Dividends	None (less than \$201)
ALCATELLUCENT	\$1,001-15,000		None (less than \$201)
ALUMINA LTD SPONSORED ADR	\$1,001-15,000	Dividends	\$201-\$1,000
ANGLOGOLD ASHANTI LTD SPONSORED ADR	\$1,001-15,000		None (less than \$201)
BARRICK GOLD CORP COM	\$1,001-15,000		None (less than \$201)
BP PLC SPONSORED ADR	\$1,001-15,000	Dividends	\$201-\$1,000
SCHWAB ADVISOR CASH RESERVES FUND- PREMIER SWEEP SHARES	\$15,001-50,000	EIF	\$201-\$1,000
CAMECO CORP COM	\$1,001-15,000		None (less than \$201)
SCHWAB CASH PREMIER SWEEP	\$1,001-15,000	EIF	\$201-\$1,000
CENTRAIS ELETRICAS BRASILEIR SPON ADR PFD B	\$1,001-15,000	Dividends	\$201-\$1,000
CENTRAIS ELETRICAS BRASILEIR SPONSORED ADR	None (less than \$201)		None (less than \$201)
COMPANHIA DE SANEAMENTO BASI SPONSORED ADR	\$1,001-15,000		None (less than \$201)
DAI NIPPON PRTG LTD JAPAN SPON ADR ISIN#US2338063066	\$1,001-15,000		None (less than \$201)
DAIWA HOUSE IND LTD ADRF1 ADR REP 10 ORD	\$1,001-15,000		None (less than \$201)
ERICSSON L M TEL CO ADR B SEK 10	\$1,001-15,000	Dividends	\$201-\$1,000
FUJIFILM HLDGS CORP ADR 2 ORD	\$1,001-15,000		None (less than \$201)
GEMALTO NV ADR FUNSPONSORED ADR	\$1,001-15,000		None (less than \$201)
GOLD FIELDS LTD NEW SPONSORED ADR	\$1,001-15,000	Dividends	\$201-\$1,000
HACHIJUNI BANK LTD ADR	\$1,001-15,000		None (less than \$201)
IVANHOE MINES LTD COM	\$1,001-15,000		None (less than \$201)
KOREA ELECTRIC PWR SPONSORED ADR	\$1,001-15,000		None (less than \$201)
LIHIR GOLD LTD SPONSORED ADR	\$1,001-15,000		None (less than \$201)
MAGNA INTL INC CL A	\$1,001-15,000		None (less than \$201)
MITSUI SUMITOMO INS GROUP HLDGS INC	\$1,001-15,000		None (less than \$201)
NEWCREST MNG LTD SPONSORED ADR	\$1,001-15,000		None (less than \$201)
NEWMONT MINING CORP COM	\$1,001-15,000		None (less than \$201)
NEXEN INC COM	\$1,001-15,000		None (less than \$201)
NIPPON TELEG & TEL CORP SPONSORED ADR	\$1,001-15,000		None (less than \$201)
NOKIA CORP SPONSORED ADR	\$1,001-15,000		None (less than \$201)
NOVARTIS A G SPONSORED ADR	\$1,001-15,000		None (less than \$201)



Asset Name	Value(\$)	Type	Income
PANASONIC CORP ADR	\$1,001-15,000		None (less than \$201)
PROMISE CO LTD ADR	\$1,001-15,000		None (less than \$201)
ROHM CO LTD ADR FUNSPONSORED ADR	\$1,001-15,000		None (less than \$201)
ROYAL DUTCH SHELL PLC SPON ADR B	\$1,001-15,000	Dividends	\$201-\$1,000
SANOFI AVENTIS SPONSORED ADR	\$1,001-15,000	Dividends	\$201-\$1,000
SEGA SAMMY HLDGS INCSPONS ADR REPSTG COMSEGA SAMMY HLDGS INC	\$1,001-15,000		None (less than \$201)
SEKISUI HOUSE	\$1,001-15,000		None (less than \$201)
SEVEN I HOLDINGS CO LTD ADR	\$1,001-15,000		None (less than \$201)
SHISEIDO CO LTD	\$1,001-15,000		None (less than \$201)
SIEMENS A G SPONSORED ADR	\$1,001-15,000	Dividends	\$201-\$1,000
SK TELECOM LTD SPONSORED ADR	\$1,001-15,000		None (less than \$201)
SOCIETE GENERALE	\$1,001-15,000		None (less than \$201)
STORA ENSO CORP SPON ADR REP R	\$1,001-15,000	Dividends	\$201-\$1,000
SUMITOMO TR & BKG LTD SPONS ADR ISIN #US8656252066	\$1,001-15,000		None (less than \$201)
SUNCOR ENERGY INC COM	\$1,001-15,000		None (less than \$201)
SWISSCOM AG SPONSORED ADR	\$1,001-15,000	Dividends	\$201-\$1,000
TDK CORP AMERN DEP SH	\$1,001-15,000		None (less than \$201)
TECHNIP NEW SPONSORED ADR	\$1,001-15,000		None (less than \$201)
TELECOM ITALIA S P A NEW SPON ADR SVGS	\$1,001-15,000	Dividends	\$1,001-2,500
UBS AG SHS NEW	\$1,001-15,000		None (less than \$201)
UNITED UTILS GROUP PLC SPONSORED ADR	\$1,001-15,000	Dividends	\$2,501-5,000
VODAFONE GROUP PLC NEW SPONS ADR NEW	\$1,001-15,000	Dividends	\$201-\$1,000
WACOAL HOLDINGS CORP ADR	\$1,001-15,000		None (less than \$201)
WOLTERS KLUWER S	\$1,001-15,000		None (less than \$201)
CHARLES SCHWAB CASH RESERVES PREMIER SWEEP	None (less than \$201)	EIF	\$201-\$1,000
ASTRAZENECA PLC SPONSORED ADR	None (less than \$201)	Dividends	\$201-\$1,000
IMPALA PLATINUM HLDG LTD	None (less than \$201)	Dividends	\$201-\$1,000
ISHARES TR MSCI EAFE INDEX	None (less than \$201)	EIF	\$2,501-5,000
TOMKINS PLC SPONSORED ADR	None (less than \$201)	Dividends	\$201-\$1,000
KT CORP SPONSORED ADR	None (less than \$201)	Dividends	\$201-\$1,000
TOPPAN PRTG LTD	None (less than \$201)	Dividends	\$201-\$1,000
UPM KYMMENE CORP	None (less than \$201)	Dividends	\$201-\$1,000

## Exhibit C

### (S) Brandes Investment Partners Global Equity Portfolio

Asset Name	Value(\$)	Type	Income
AEGON N V NY REGISTRY SH	\$1,001-15,000		None (less than \$201)
AKZO NOBEL NV SPONSORED ADR	\$1,001-15,000	Dividends	\$201-1,000
ALCATELLUCENT	None (or less than \$1,001)		None (less than \$201)
ASTRAZENECA PLC SPONSORED ADR	\$1,001-15,000	Dividends	\$201-1,000
AT&T INC COM	\$1,001-15,000	Dividends	\$201-1,000
BANK OF AMERICA CORPORATION COM	\$1,001-15,000	Dividends	\$201-1,000
BB&T CORP COM	\$1,001-15,000	Dividends	\$201-1,000
BOSTON SCIENTIFIC	\$1,001-15,000		None (less than \$201)
BRASIL TELECOM PARTICIPACOES SPON ADR PFD	\$1,001-15,000	Dividends	\$201-1,000
BRISTOL MYERSSQUIBB	\$1,001-15,000	Dividends	\$201-1,000
CANON INC ADR	\$1,001-15,000		None (less than \$201)
FIDELITY CASH MM	None (or less than \$1,001)	EIF	\$201-1,000
CIT GROUP INC COM	None (or less than \$1,001)		None (less than \$201)
CITIGROUP INC COM	None (or less than \$1,001)	Dividends	\$201-1,000
CONTAX PARTICIPACOES SP ADR	None (or less than \$1,001)		None (less than \$201)
DELL INC COM	\$1,001-15,000		None (less than \$201)
DEUTSCHE TELEKOM AG SPONSORED ADR	\$15,001 -50,000	Dividends	\$1,001-2,500
DOW CHEM CO COM	\$1,001-15,000	Dividends	\$201-1,000
EASTMAN KODAK CO COM	None (or less than \$1,001)	Dividends	\$201-1,000
EBAY INC COM	\$1,001-15,000		None (less than \$201)
ERICSSON L M TEL CO ADR B SEK 10	\$1,001-15,000	Dividends	\$201-1,000
FAIRPOINT COMMUNICATIONS INC COM	None (or less than \$1,001)		None (less than \$201)
FIDELITY TAX-FREE MONEY MARKET	\$1,001-15,000	EIF	None (less than \$201)
FIFTH THIRD BANCORP COM	None (or less than \$1,001)	Dividends	\$201-1,000
FORD MTR CO DEL COM PAR 0.01	None (or less than \$1,001)		None (less than \$201)
FRANCE TELECOM SPONSORED ADR	\$1,001-15,000	Dividends	\$201-1,000
FUJIFILM HLDGS CORP ADR 2 ORD	\$1,001-15,000		None (less than \$201)
GANNETT INC COM	\$1,001-15,000	Dividends	\$201-1,000
GENERAL ELECTRIC CO	\$1,001-15,000		None (less than \$201)
GLAXOSMITHKLINE PLC SPONSORED ADR	\$1,001-15,000	Dividends	\$201-1,000

Asset Name	Value(\$)	Type	Income
HITACHI LIMITED ADR 10 COM	\$1,001-15,000		None (less than \$201)
HOME DEPOT INC COM	\$1,001-15,000	Dividends	\$201-1,000
HSBC HLDGS PLC SPON ADR NEW	\$1,001-15,000	Dividends	\$201-1,000
INTEL CORP COM	\$1,001-15,000	Dividends	\$201-1,000
J SAINSBURY PLC SPONSORED ADR NEW	\$1,001-15,000		None (less than \$201)
KEYCORP NEW COM	\$1,001-15,000		None (less than \$201)
KONINKLIJKE AHOLD N V SPON ADR 2007	\$1,001-15,000		None (less than \$201)
KT CORP SPONSORED ADR	\$1,001-15,000		None (less than \$201)
MARKS SPENCER	\$1,001-15,000	Dividends	\$201-1,000
MASCO CORP COM	\$1,001-15,000		None (less than \$201)
MCCLATCHY CO CL A	None (or less than \$1,001)		None (less than \$201)
MICRON TECHNOLOGY INC COM	\$1,001-15,000		None (less than \$201)
MICROSOFT CORP COM	\$1,001-15,000	Dividends	\$201-1,000
MITSUBISHI UFJ FINL GROUP IN SPONSORED ADR	\$1,001-15,000	Dividends	\$201-1,000
MITSUI SUMITOMO INS GROUP HLDGS INC	\$1,001-15,000		None (less than \$201)
MIZUHO FINL GROUP INC SPONSORED ADR	\$1,001-15,000	Dividends	\$201-1,000
MOTOROLA INC COM	\$1,001-15,000	Dividends	\$201-1,000
NIPPON TELEG & TEL CORP SPONSORED ADR	\$1,001-15,000	Dividends	\$201-1,000
NISSAN MOTORS SPONSORED ADR	\$1,001-15,000		None (less than \$201)
NOKIA CORP SPONSORED ADR	\$1,001-15,000		None (less than \$201)
PFIZER INC	\$1,001-15,000	Dividends	\$1,001-2,500
PNC FINL SVCS GROUP INC COM	\$1,001-15,000		None (less than \$201)
PORTUGAL TELECOM SGPS S A SPONSORED ADR	\$1,001-15,000	Dividends	\$201-1,000
REGIONS FINANCIAL CORP NEW COM	\$1,001-15,000		None (less than \$201)
ROYAL BK SCOTLAND GROUP PLC SPONS ADR 20 ORD	None (or less than \$1,001)	Dividends	\$1,001-2,500
SAFEWAY INC COM NEW	\$1,001-15,000		None (less than \$201)
SANOFI AVENTIS SPONSORED ADR	\$1,001-15,000	Dividends	\$201-1,000
SARA LEE CORP COM	\$1,001-15,000	Dividends	\$201-1,000
SCHERING PLOUGH CORP COM	\$1,001-15,000		None (less than \$201)
SLM CORP COM	\$1,001-15,000		None (less than \$201)
SONY CORP ADR NEW	\$1,001-15,000		None (less than \$201)
STMICROELECTRONICS N V NY REGISTRY	\$1,001-15,000	Dividends	\$201-1,000
SUMITOMO MITSUI FINANCIAL GROUP	\$1,001-15,000	Dividends	\$201-1,000
SUNTRUST BKS INC COM	None (or less than \$1,001)		None (less than \$201)
SUPERVALU INC COM	\$1,001-15,000		None (less than \$201)
TELE NORTE LESTE PART S A SPON ADR PFD	\$1,001-15,000	Dividends	\$1,001-2,500

Asset Name	Value(\$)	Type	Income
TELECOM ITALIA S P A NEW SPON ADR ORD	\$1,001-15,000	Dividends	\$1,001-2,500
TELECOMUNICACOES BRASILEIRAS SPONSORED ADR	None (or less than \$1,001)	Dividends	\$201-1,000
TELEFONICA S A SPONSORED ADR	\$1,001-15,000		None (less than \$201)
TELEFONOS DE MEXICO S A B SPON ADR ORD L	\$1,001-15,000		None (less than \$201)
TELEMIG CELULAR PART S A SPON ADR PFD	None (or less than \$1,001)		None (less than \$201)
TELMEX INTERNACIONAL SAB DE SPONS ADR SR L	\$1,001-15,000		None (less than \$201)
TEXAS INSTRS INC COM	\$1,001-15,000		None (less than \$201)
TIM PARTICIPACOES S A SPONS ADR PFD	\$1,001-15,000		None (less than \$201)
TOKIO MARINE HOLDINGS SPONS ADR	\$1,001-15,000		None (less than \$201)
TYCO ELECTRONICS LTD COM NEW	\$1,001-15,000		None (less than \$201)
UNILEVER N V N Y SHS NEW	\$1,001-15,000	Dividends	\$201-1,000
VALERO ENERGY CORP NEW COM	\$1,001-15,000		None (less than \$201)
VERIZON COMMUNICATIONS INC COM	\$1,001-15,000	Dividends	\$201-1,000
VIVO PARTICIPACOES S A SPON ADR PFD NEW	\$1,001-15,000		None (less than \$201)
WELLS FARGO & CO NEW COM	\$1,001-15,000		None (less than \$201)
WYETH COM	\$1,001-15,000	Dividends	\$201-1,000
XEROX CORPORATION	\$1,001-15,000		None (less than \$201)
AMERICAN INTERNATIONAL GROUP	None (or less than \$1,001)	Dividends	\$201-1,000
FEDERAL HOME LN MTG CORP	None (or less than \$1,001)	Dividends	\$201-1,000
FEDERAL NATL MTG ASSN COM	None (or less than \$1,001)	Dividends	\$201-1,000
GENERAL MOTORS	None (or less than \$1,001)	Dividends	\$201-1,000
WACHOVIA	None (or less than \$1,001)	Dividends	\$201-1,000



## Exhibit D

**(S) Lateef Investment Advisors Taxable Allcap Growth Equity Strategy**  
(Previously managed by Private Capital Management)

Asset Name	Value(\$)	Type	Income
AUTOMATIC DATA PROCESSING IN COM	\$15,001-50,000	Dividends	\$201-1,000
BERKSHIRE HATHAWAY INC DEL CL B	\$15,001-50,000		None (or less than \$201)
SCHWAB MUNICIPAL MONEY FUND- SWEEP SHARES	\$50,001-\$100,000	EIF	\$2,501-5,000
COLGATE PALMOLIVE CO COM	\$15,001-50,000	Dividends	\$201-1,000
COSTCO WHOLESALE CORP NEW	\$15,001-50,000		None (or less than \$201)
DENTSPLY INTL INC NEW COM	\$15,001-50,000		None (or less than \$201)
DISNEY INC	\$15,001-50,000	Dividends	\$201-1,000
ECOLAB INC COM	\$15,001-50,000		None (or less than \$201)
EMC CORPORATION	\$15,001-50,000		None (or less than \$201)
EXPEDITORS INTL WASH INC COM	\$15,001-50,000	Dividends	\$201-1,000
FASTENAL CO COM	\$15,001-50,000	Dividends	\$201-1,000
ITT EDUCATIONAL SERVICES INC COM	\$15,001-50,000		None (or less than \$201)
LIBERTY GLOBAL INC COM SER A	\$1,001-15,000		None (or less than \$201)
NASDAQ OMX GROUP INC COM	\$15,001-50,000		None (or less than \$201)
QUALCOMM INC COM	\$15,001-50,000		None (or less than \$201)
ROCKWELL COLLINS INC COM	\$15,001-50,000	Dividends	\$201-1,000
SCRIPPS NETWORKS INTERACT IN CL A COM	\$15,001-50,000		None (or less than \$201)
SUNCOR ENERGY INC COM	\$15,001-50,000		None (or less than \$201)
VISA INC COM CL A	\$15,001-50,000		None (or less than \$201)
BANK OF HAWAII CORP	None (less than \$1,001)	Dividends	\$201-1,000
BOYD GAMING CORP	None (less than \$1,001)	Dividends	\$201-1,000
CA INC COM	None (less than \$1,001)	Dividends	\$201-1,000
EASTMAN KODAK CO COM	None (less than \$1,001)	Dividends	\$201-1,000
FIRST FIN HLDGS INC	None (less than \$1,001)	Dividends	\$201-1,000
FIRST NIAGARA FIN GP INC COM	None (less than \$1,001)	Dividends	\$201-1,000
FULTON FINL CORP	None (less than \$1,001)	Dividends	\$201-1,000
GLACIER BANCORP	None (less than \$1,001)	Dividends	\$201-1,000
HEARST-ARGYLE TELEVISION	None (less than \$1,001)	Dividends	\$201-1,000
HEWLETT PACKARD	None (less than \$1,001)	Dividends	\$201-1,000

Asset Name		Value(\$)	Type	Income
HUNTINGTON BANCSHARES		None (less than \$1,001)	Dividends	\$201-1,000
INTERNATIONAL GAME TECH		None (less than \$1,001)	Dividends	\$201-1,000
MINE SAFETY APPLIANCES		None (less than \$1,001)	Dividends	\$201-1,000
MOTOROLA		None (less than \$1,001)	Dividends	\$201-1,000
NORTHERN TR CORP		None (less than \$1,001)	Dividends	\$201-1,000
OCEANFIRST FINL		None (less than \$1,001)	Dividends	\$201-1,000
PROVIDENT NEW YORK BANCORP		None (less than \$1,001)	Dividends	\$201-1,000
RAYMOND JAMES FINANCIAL INC		None (less than \$1,001)	Dividends	\$201-1,000
ROYAL CARIBBEAN CRUISES		None (less than \$1,001)	Dividends	\$201-1,000
SOTHEBYS COM		None (less than \$1,001)	Dividends	\$201-1,000
STERLING FINL CORP		None (less than \$1,001)	Dividends	\$201-1,000
VALLEY NATL BANCORP		None (less than \$1,001)	Dividends	\$201-1,000
WINDSTREAM CORP		None (less than \$1,001)	Dividends	\$201-1,000

## Exhibit E

### Horizon Asset Management Core Value Strategy

Asset Name	Value(\$)	Type	Income
ALLEGHENY ENERGY INC COM	\$1,001-15,000		None (or less than \$201)
ANGLO AMERN PLC ADR NEW	\$1,001-15,000		None (or less than \$201)
AOL TIME WARNER INC	\$1,001-15,000		None (or less than \$201)
BEIJING CAPITAL INTERNATIONAL AIRPORT CO LTD BCIA SHS H ISIN#CNE100000221	\$1,001-15,000		None (or less than \$201)
BERKSHIRE HATHAWAY INC DEL CL B	\$1,001-15,000		None (or less than \$201)
SCHWAB U.S. TREASURY MONEY FUND	\$15,001-50,000	EIF	None (or less than \$201)
BROOKFIELD ASSET MGMT INC CL A LTD VT SH	\$1,001-15,000	Dividends	\$201-1,000
BURLINGTON NORTHN SANTA FE C COM	\$1,001-15,000		None (or less than \$201)
CARNIVAL CORP	\$1,001-15,000		None (or less than \$201)
CHINA LIFE INS CO LTD SPON ADR REP H	\$1,001-15,000		None (or less than \$201)
CHINA UNICOM (HONG KONG) LTD SPONSORED ADR	\$1,001-15,000		None (or less than \$201)
CME GROUP INC COM	\$1,001-15,000		None (or less than \$201)
CNOOC LTD SPONSORED ADR	\$1,001-15,000	Dividends	\$201-1,000
DISNEY INC	\$1,001-15,000		None (or less than \$201)
EL PASO CORP COM	\$1,001-15,000		None (or less than \$201)
ENCANA CORP COM	\$1,001-15,000	Dividends	\$201-1,000
GAZPROM O A O SPON ADR REG S ISIN#US3682872078	\$1,001-15,000		None (or less than \$201)
HENDERSON LAND DEVELOPMENT CO LTD SHS ISIN#HK0012000102	\$1,001-15,000		None (or less than \$201)
HONG KONG EXCHANGES AND CLEARING LTD ISIN#HK0388045442 SHS	\$1,001-15,000	Dividends	\$201-1,000
HUANENG PWR INTL INC SPON ADR H SHS	\$1,001-15,000	Dividends	\$201-1,000
ICICI BK LTD ADR	\$1,001-15,000		None (or less than \$201)
IMPERIAL OIL LTD COM NEW	\$1,001-15,000		None (or less than \$201)
LEGG MASON INC COM	\$1,001-15,000		None (or less than \$201)
LEUCADIA NATL CORP COM	\$1,001-15,000		None (or less than \$201)
LONDON STOCK EXCHANGGROUP PLC LONDON ISIN#GB00B0SWJX34	\$1,001-15,000	Dividends	\$201-1,000
MASTERCARD INC CL A	\$1,001-15,000		None (or less than \$201)
NASDAQ OMX GROUP INC COM	\$1,001-15,000		None (or less than \$201)
NYSE EURONEXT COM	\$1,001-15,000	Dividends	\$201-1,000

Asset Name	Value(\$)	Type	Income
PHILIP MORRIS INTL INC COM	\$1,001-15,000		None (or less than \$201)
RELIANT ENERGY INC COM	\$1,001-15,000		None (or less than \$201)
UNION PAC CORP COM	\$1,001-15,000		None (or less than \$201)
BANK OF NEW YORK	None (or less than \$1,001)	Dividends	\$201-1,000
FEDERAL NATAL.MTG ASSN COM	None (or less than \$1,001)	Dividends	\$201-1,000
SIERRA PAC RES	None (or less than \$1,001)	Dividends	\$201-1,000
SPDR TR.UNIT SER 1	None (or less than \$1,001)	EIF	\$1,001-2,500



## Exhibit F

### JP Morgan Investment Management U.S. Large Cap Equity- Tax Aware Strategy

(Previously managed by State Street Global Advisors)

Asset Name	Value(\$)	Type	Income
3M CO COM	\$100,001-250,000	Dividends	\$5,001-15,000
ABBOTT LABS COM	\$15,001-50,000	Dividends	\$201-1,000
ACE LTD SHS	\$1,001-15,000		None (or less than \$201)
ADVANCE AUTO PARTS INC COM	\$15,001-50,000		None (or less than \$201)
AETNA INC NEW COM	\$1,001-15,000		None (or less than \$201)
ALCOA INC COM	\$15,001-50,000	Dividends	\$2,501-5,000
ALTRIA GROUP INC COM	\$1,001-15,000		None (or less than \$201)
AMERIPRISE FINL INC COM	\$1,001-15,000		None (or less than \$201)
AOL TIME WARNER INC	\$15,001-50,000		None (or less than \$201)
APACHE CORP COM	\$15,001-50,000		None (or less than \$201)
APPLE INC COM	\$100,001-250,000		None (or less than \$201)
AT&T INC COM	\$15,001-50,000		None (or less than \$201)
AXIS CAPITAL HOLDINGS SHS	\$1,001-15,000		None (or less than \$201)
BANK OF AMERICA CORPORATION COM	\$1,001-15,000	Dividends	\$2,501-5,000
BANK OF NEW YORK MELLON CORP	\$15,001-50,000	Dividends	\$201-1,000
BB&T CORP COM	\$1,001-15,000		None (or less than \$201)
BRISTOL MYERS SQUIBB	\$50,001-100,000	Dividends	\$2,501-5,000
SCHWAB ADVISOR CASH RESERVES FUND- PREMIER SWEEP SHARES	\$15,001-50,000	EIF	\$201-1,000
CATERPILLAR INC DEL COM	\$1,001-15,000		None (or less than \$201)
CELGENE CORP COM	\$15,001-50,000		None (or less than \$201)
CISCO SYS INC COM	\$50,001-100,000		None (or less than \$201)
CONOCOPHILLIPS COM	\$1,001-15,000		None (or less than \$201)
CORNING INC COM	\$15,001-50,000	Dividends	\$201-1,000
COVIDIEN LTD COM	\$1,001-15,000		None (or less than \$201)
CVS CAREMARK CORPORATION COM	\$15,001-50,000	Dividends	\$201-1,000
D R HORTON INC COM	\$1,001-15,000		None (or less than \$201)
DEERE & CO COM	\$1,001-15,000		None (or less than \$201)
DEVON ENERGY CORP NEW COM	\$1,001-15,000		None (or less than \$201)
DISNEY INC	\$15,001-50,000		None (or less than \$201)
DUPONT DE NEMOURS	\$15,001-50,000	Dividends	\$2,501-5,000

Asset Name	Value(\$)	Type	Income
ECOLAB INC COM	\$1,001-15,000		None (or less than \$201)
EDISON INTL COM	\$1,001-15,000		None (or less than \$201)
EXELON CORP COM	\$15,001-50,000		None (or less than \$201)
EXXON MOBIL CORP	\$100,001-250,000	Dividends	\$5,001-15,000
FIRSTENERGY CORP COM	\$1,001-15,000	Dividends	\$201-1,000
GENERAL ELECTRIC CO	\$50,001-100,000	Dividends	\$5,001-15,000
GENERAL MLS INC COM	\$1,001-15,000		None (or less than \$201)
GILEAD SCIENCES INC COM	\$50,001-100,000		None (or less than \$201)
GOLDMAN SACHS GROUP INC COM	\$15,001-50,000	Dividends	\$201-1,000
GOOGLE INC CL A	\$15,001-50,000		None (or less than \$201)
HESS CORP COM	\$1,001-15,000		None (or less than \$201)
HEWLETTPACKARD CO	\$100,001-250,000	Dividends	\$1,001-2,500
IBM	\$15,001-50,000		None (or less than \$201)
JOHNSON JOHNSON	\$100,001-250,000	Dividends	\$5,001-15,000
JOHNSON CTLS INC COM	\$1,001-15,000		None (or less than \$201)
JUNIPER NETWORKS INC COM	\$1,001-15,000		None (or less than \$201)
KOHL'S CORP COM	\$1,001-15,000		None (or less than \$201)
LAM RESEARCH CORP COM	\$1,001-15,000		None (or less than \$201)
LILLY ELI & CO COM	\$50,001-100,000	Dividends	\$5,001-15,000
MARATHON OIL CORP COM	\$1,001-15,000	Dividends	\$201-1,000
MERCK CO	\$15,001-50,000		None (or less than \$201)
METLIFE INC COM	\$1,001-15,000		None (or less than \$201)
MICROSOFT CORP COM	\$15,001-50,000	Dividends	\$201-1,000
MONSANTO CO NEW COM	\$1,001-15,000	Dividends	\$201-1,000
MORGAN STANLEY COM NEW	\$15,001-50,000	Dividends	\$1,001-2,500
NIKE INC CL B	\$15,001-50,000		None (or less than \$201)
NORFOLK SOUTHERN CORP COM	\$15,001-50,000		None (or less than \$201)
OCCIDENTAL PETROLEUM CORP	\$15,001-50,000		None (or less than \$201)
PACCAR INC COM	\$1,001-15,000		None (or less than \$201)
PEPSICO INC	\$15,001-50,000		None (or less than \$201)
PFIZER INC	\$15,001-50,000		None (or less than \$201)
PHILIP MORRIS INTL INC COM	\$1,001-15,000		None (or less than \$201)
PROCTER GAMBLE CO	\$15,001-50,000	Dividends	\$201-1,000
QUALCOMM INC COM	\$15,001-50,000		None (or less than \$201)
SAFEWAY INC COM NEW	\$1,001-15,000		None (or less than \$201)
SCHERING PLOUGH CORP COM	\$1,001-15,000	Dividends	\$201-1,000

Asset Name	Value(\$)	Type	Income
SCHLUMBERGER LTD COM	\$15,001-50,000		None (or less than \$201)
STAPLES INC COM	\$1,001-15,000		None (or less than \$201)
SYSCO CORP COM	\$1,001-15,000		None (or less than \$201)
TD AMERITRADE HLDG CORP COM	\$1,001-15,000		None (or less than \$201)
TORCHMARK CORP COM	\$50,001-100,000	Dividends	\$2,501-5,000
TRAVELERS COMPANIES INC COM	\$1,001-15,000		None (or less than \$201)
URBAN OUTFITTERS INC COM	\$1,001-15,000		None (or less than \$201)
US BANCORP DEL COM NEW	\$1,001-15,000		None (or less than \$201)
VERIZON COMMUNICATIONS INC COM	\$15,001-50,000		None (or less than \$201)
WAL MART STORES INC COM	\$15,001-50,000	Dividends	\$201-1,000
WELLS FARGO & CO NEW COM	\$15,001-50,000	Dividends	\$1,001-2,500
WYETH COM	\$1,001-15,000		None (or less than \$201)
XILINX INC COM	\$15,001-50,000		None (or less than \$201)
YAHOO INC COM	\$1,001-15,000		None (or less than \$201)
YUM BRANDS INC COM	\$1,001-15,000		None (or less than \$201)
ZIMMER HLDGS INC COM	\$1,001-15,000		None (or less than \$201)
WACHOVIA	None(or less than \$1,001)	Dividends	\$5,001-15,000
ABB LTD.	None(or less than \$1,001)	Dividends	\$1,001-2,500
CARNIVAL CORP	None(or less than \$1,001)	Dividends	\$1,001-2,500
CITIGROUP	None(or less than \$1,001)	Dividends	\$1,001-2,500
CME GROUP	None(or less than \$1,001)	Dividends	\$1,001-2,500
FRANKLIN RES INC COM	None(or less than \$1,001)	Dividends	\$201-1,000
FREEPORT-MCMORAN COPPER & GO	None(or less than \$1,001)	Dividends	\$201-1,000
HALLIBURTON	None(or less than \$1,001)	Dividends	\$201-1,000
INTERNATIONAL GAME TECHNOL	None(or less than \$1,001)	Dividends	\$201-1,000
INTL PAPER CO COM	None(or less than \$1,001)	Dividends	\$201-1,000
JP MORGAN CHASE & CO	None(or less than \$1,001)	Dividends	\$1,001-2,500
LINEAR TECH CORP COM	None(or less than \$1,001)	Dividends	\$201-1,000
LORILLARD INC COM	None(or less than \$1,001)	Dividends	\$201-1,000
NOBLE CORP SHS	None(or less than \$1,001)	Dividends	\$201-1,000
TELEFLEX	None(or less than \$1,001)	Dividends	\$1,001-2,500
TORCHMARK CORP COM	None(or less than \$1,001)	Dividends	\$2,501-5,000
WRIGLEY WM JR CO	None(or less than \$1,001)	Dividends	\$201-1,000

Exhibit G  
to SF-278 for  
Stephen W. Preston

<u>Client</u>	<u>Legal Services</u>
Boeing Company, The Chicago, IL	Investigations/Litigation
Alcatel-Lucent Murray Hill, NJ	Regulatory Compliance
Citigroup New York, NY	Regulatory Compliance
Navy Federal Credit Union Vienna, VA	Investigations/Litigation
Google, Inc. Mountain View, CA	Regulatory Compliance
Siemens PLM Software Inc. Plano, TX	Investigations/Litigation
NOVA Chemicals Corporation Moon Township, PA	Regulatory Compliance
ChoicePoint Inc. Alpharetta, GA	Regulatory Compliance
Morgan Stanley New York, NY	Regulatory Compliance
Data Physics Corporation San Jose, CA	Investigations/Litigation
Murray Energy Corp. Pepper Pike, OH	Investigations/Litigation
Hewitt Associates LLC Chicago, IL	Investigations/Litigation
Stuart Piltch Eagleville, PA	Investigations/Litigation
Deutsche Post AG Bonn, Germany	Regulatory Compliance
General Dynamics Advanced Information Systems Fairfax, VA	Investigations/Litigation
Morganti Group, Inc. Danbury, CT	Investigations/Litigation
Danaher Corporation Washington, DC	Investigations/Litigation



Exhibit G  
to SF-278 for  
Stephen W. Preston

<u>Client</u>	<u>Legal Services</u>
Global Computer Enterprises Inc. Reston, VA	Investigations/Litigation
Emerson Radio Corp. Parsippany, NJ	Investigations/Litigation
Dynamics Research Corporation Andover, MA	Investigations/Litigation
Deutsche Bank AG New York, NY	Regulatory Compliance
J.P. Morgan Chase & Co. New York, NY	Investigations/Litigation
Cobham plc Wimbourne, UK	Regulatory Compliance
UGS Plano, TX	Regulatory Compliance
Cabot Corporation Boston, MA	Regulatory Compliance
Johnson Controls, Inc. Milwaukee, WI	Investigations/Litigation
BP plc London, UK	Investigations/Litigation
Lufthansa AG Frankfurt, Germany	Regulatory Compliance
Teledyne Technologies Incorporated Thousand Oaks, CA	Investigations/Litigation
General Dynamics Corporation Falls Church, VA	Regulatory Compliance
Monsanto Company St. Louis, MO	Investigations/Litigation
General Electric Company Fairfield, CT	Investigations/Litigation
BP America Warrenville, IL	Investigations/Litigation

**Period: 1/1/07 - 2/28/09**