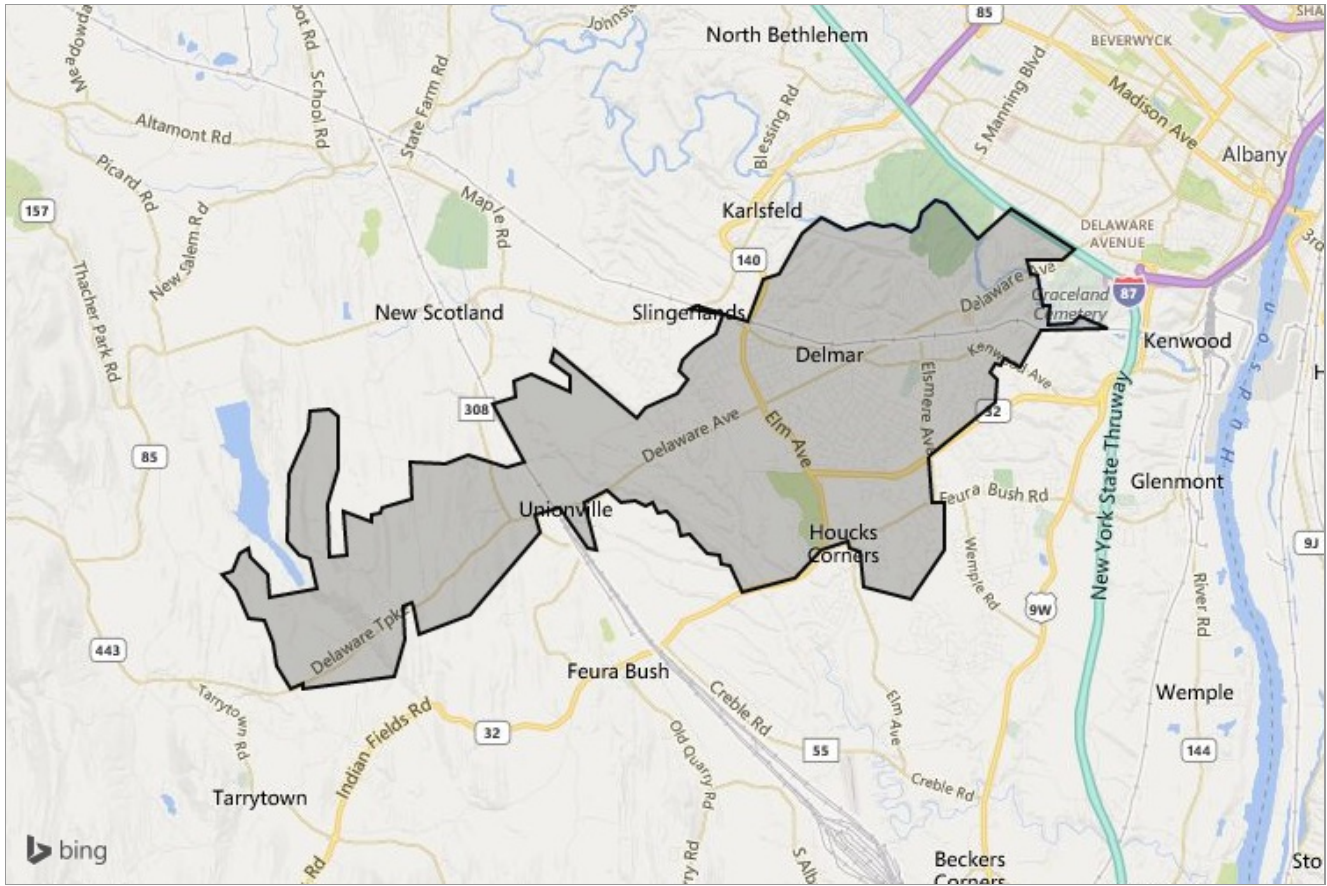


NEIGHBORHOOD REPORT

Delmar, NY 12054



<http://www.yesrealtygroup.com>

Neighborhood: Housing Stats and Charts

	12054	Albany County	New York	United States
Median Estimated Home Value	\$245K	\$192K	\$273K	\$319K
Estimated Home Value 12-Month Change	-1.6%	-1%	1.4%	-
Median List Price	\$268K	\$239K	\$185K	\$89.5K
List Price 1-Month Change	-0.4%	1.3%	-0.1%	-0.4%
List Price 12-Month Change	7.2%	1.7%	-1.9%	-0.4%
Median Home Age	56	63	63	-
Own	77%	60%	-	66%
Rent	23%	40%	-	34%
\$ Value of All Buildings for which Permits Were Issued	-	\$62.4M	-	\$102B
% Change in Permits for All Buildings	-	2%	-	2%
% Change in \$ Value for All Buildings	-	4%	-	7%

Median Sales Price vs. Sales Volume

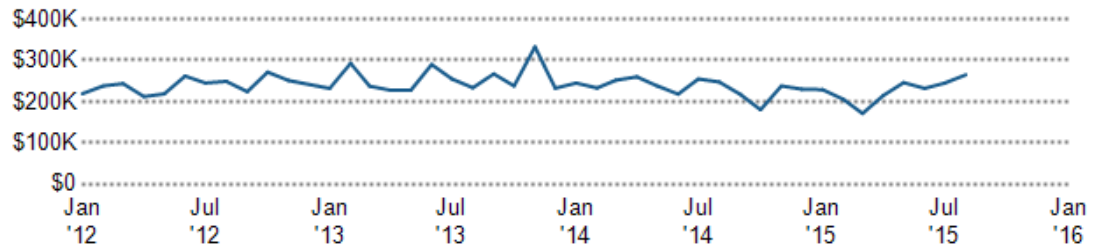
This chart compares the price trend and sales volume for homes in an area. Home prices typically follow sales volume, with a time lag, since sales activity is the driver behind price movements.

Data Source: Public records data

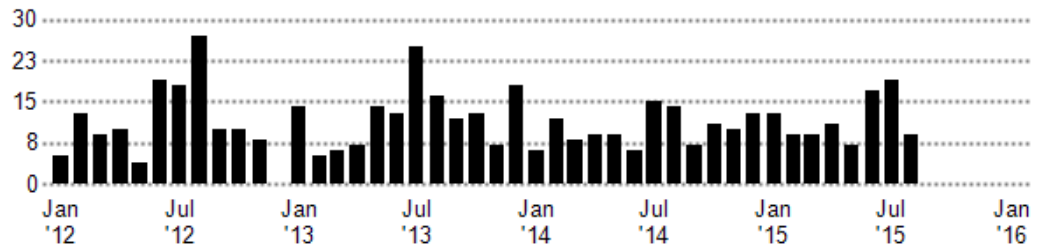
Update Frequency: Monthly

■ Median Sales Price
 ■ Sales Volume

Median Sales Price



Sales Volume



Median Listing Price vs. Listing Volume

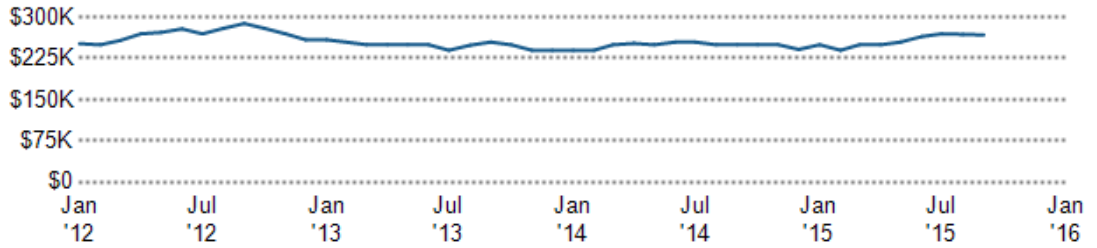
This chart compares the listing price and listing volume for homes in an area. Listing prices often follow listing volume, with a time lag, because supply can drive price movements.

Data Source: On- and off-market listings sources

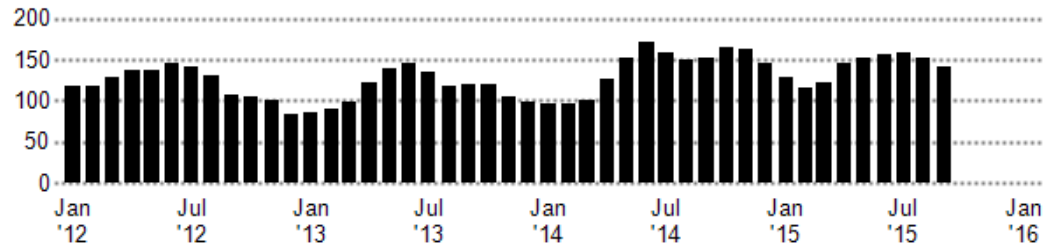
Update Frequency: Monthly

■ Median List Price
 ■ Listing Volume

Median List Price



Listing Volume



Price Range of Homes Sold

This chart shows the distribution of homes reported sold in the past six months within different price ranges in the area of your search. The amount shown for the subject property is sold data where available, or the property's estimated value when sales data are unavailable (such as a non-disclosure state) or provided in range format.

Data Source: Public records data

Update Frequency: Monthly

■ Sales Count By Price Range



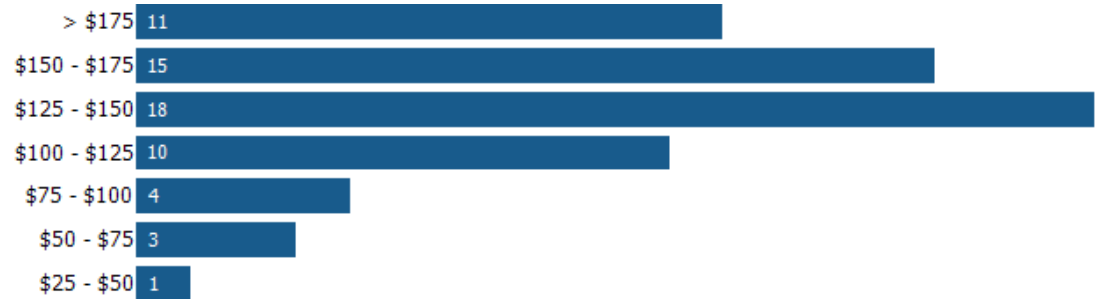
Price per Square Foot of Homes Sold

This chart shows the distribution of homes reported sold in the past six months at different prices per square foot in the area of your search.

Data Source: Public records data

Update Frequency: Monthly

■ Sales Count By Price Per Sq Ft



Size of Homes Sold

This chart shows the distribution of homes reported sold in the past six months of different sizes in the area of your search.

Data Source: Public records data

Update Frequency: Monthly

■ Sales Count By Living Area



Age Range of Homes Sold

This chart shows the distribution of homes reported sold in the past six months of different age ranges in the area of your search.

Data Source: Public records data

Update Frequency: Monthly

■ Sales Count by Age of House



Number of Bedrooms in Homes Sold

This chart shows the distribution of homes reported sold in the past six months, according to the number of bedrooms, in the area of your search.

Data Source: Public records data

Update Frequency: Monthly

■ Sales Count by Bedroom



Neighborhood: People Stats and Charts

	12054	Albany County	New York	United States
Population	14K	305K	—	309M
Population Density per Sq Mi	1.51K	582	—	—
Population Change since 2000	5.2%	3.4%	—	9.8%
Median Age	42	38	—	37
Male / Female Ratio	49%	48%	—	49%
High School Graduate	11%	26%	—	28%
2-Year Degree	26%	28%	—	29%
Bachelor Degree	23%	20%	—	18%
Post-graduate Degree	37%	18%	—	11%

Population of Children by Age Group

This chart shows the distribution of the population of children by age range — from birth to 17 — in the area of your search.

Data Source: U.S. Census
 Update Frequency: Annually

12054



Population of Adults by Age Group

This chart shows the distribution of the population of adults by age range — from 18 to 75-plus — in the area of your search.

Data Source: U.S. Census
 Update Frequency: Annually

12054



Households With Children

This chart shows the distribution of households with children, categorized by marital status, in the area of your search.

Data Source: U.S. Census
 Update Frequency: Annually

12054



Household Income Brackets

This chart shows annual household income levels within an area.

Data Source: U.S. Census

Update Frequency: Annually

■ 12054



Presidential Voting Pattern

This chart shows how residents of a county voted in the 2014 presidential election.

Data Source: USElectionAtlas.org

Update Frequency: Annually



Neighborhood: Economic Stats and Charts

	12054	Albany County	New York	United States
Income Per Capita	\$41,561	\$31,924	–	\$28,051
Median Household Income	\$90,453	\$59,359	–	\$53,046
Unemployment Rate	–	4.3%	–	5.1%
Unemployment Number	–	6.8K	–	–
Employment Number	–	151K	–	–
Labor Force Number	–	158K	–	–

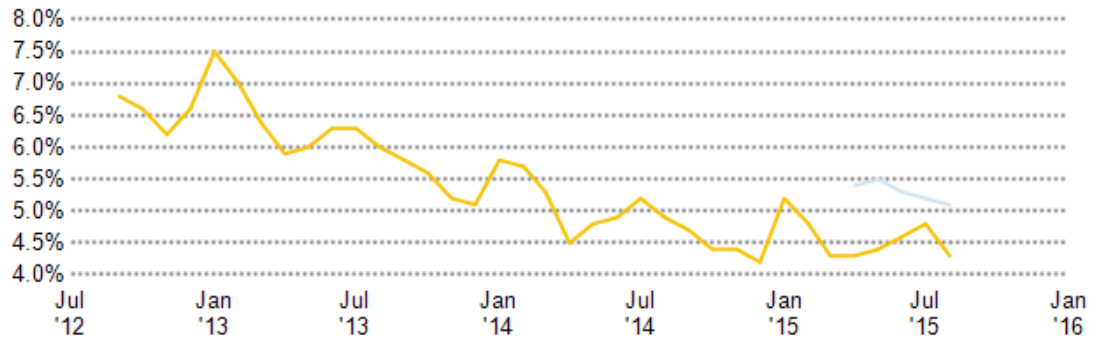
Unemployment Rate

This chart shows the unemployment trend in the area of your search. The unemployment rate is an important driver behind the housing market.

Data Source: Bureau of Labor Statistics

Update Frequency: Monthly

- Albany County
- United States



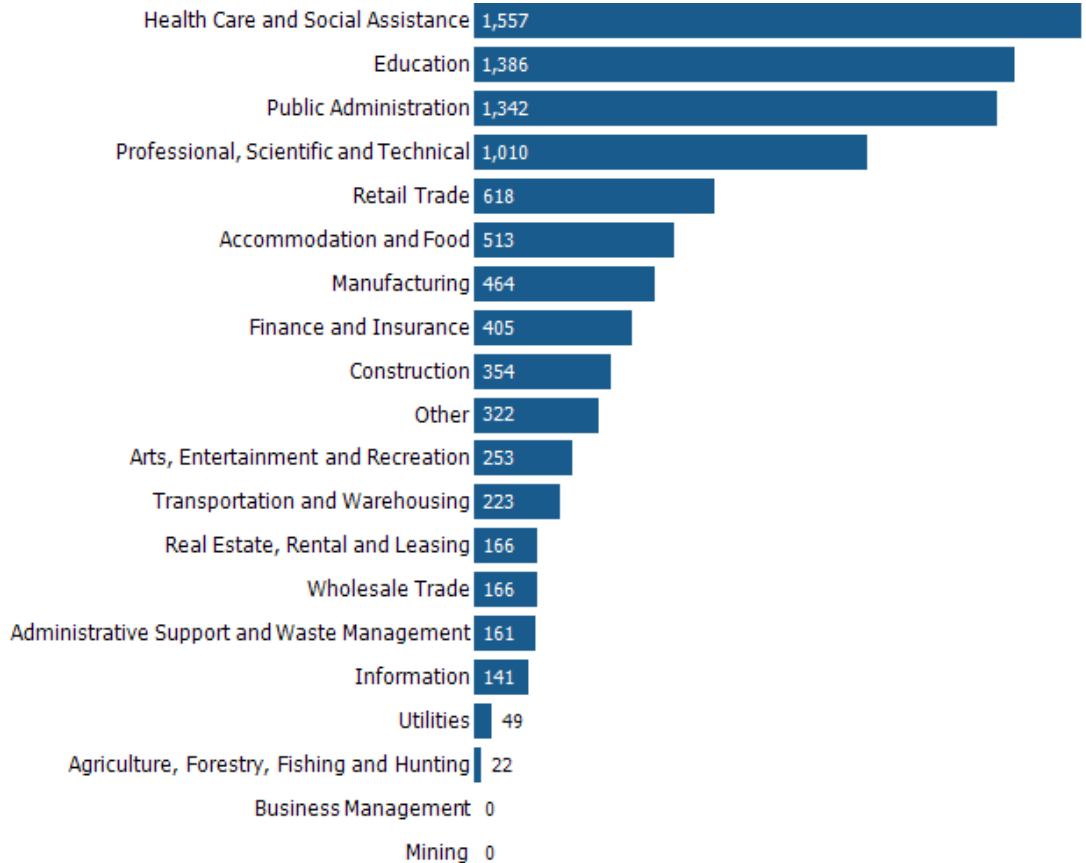
Occupational Categories

This chart shows categories of employment within an area.

Data Source: U.S. Census

Update Frequency: Annually

- 12054



Neighborhood: Quality of Life Stats and Charts

Quality of Life in 12054

	12054	Albany County	New York	United States
Elevation (in feet)	377	771	—	—
Annual Rainfall (in inches)	35.01	35.97	—	—
Annual Snowfall (in inches)	60.05	60.05	—	—
Days of Full Sun (per year)	67	67	—	—
Travel Time to Work (in minutes)	—	20	—	25
Water Quality - Health Violations	—	—	—	—
Water Quality - Monitoring and Report Violations	—	—	—	—
Superfund Sites	0	1	—	1,779
Brownfield Sites	No	Yes	—	Yes

Average Commute Time

This chart shows average commute times to work, in minutes, by percentage of an area's population.

Data Source: U.S. Census
 Update Frequency: Annually

12054



How People Get to Work

This chart shows the types of transportation that residents of the area you searched use for their commute.

Data Source: U.S. Census
 Update Frequency: Annually



Average Monthly Temperature

This chart shows average temperatures in the area you searched.

Data Source: NOAA
 Update Frequency: Annually

