



Nashville Public Television

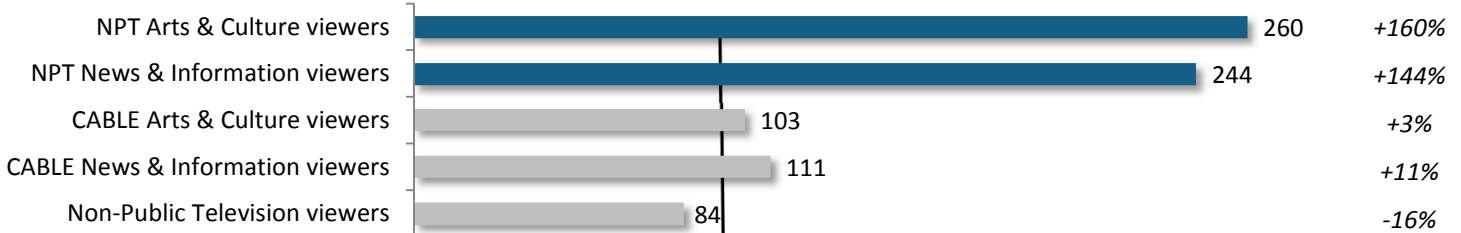
Public Television Viewers are...

Live Arts Patrons

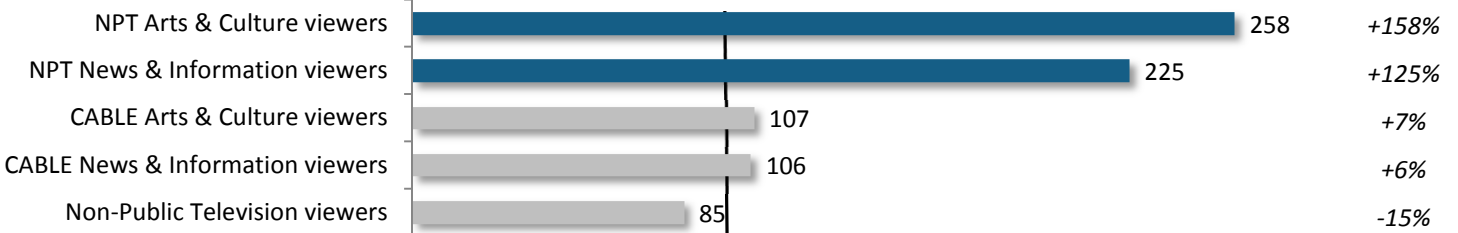
Graphs compare the likelihood of Nashville Public Television (NPT) viewers and cable viewers to have the specified characteristics.

Percent comparison to average U.S. adult


Attends live theater at least once per month



Attends live music at least once per month



Attends live dance at least once per month



INDEX: 100 = Likelihood of average U.S. adult



SOURCE: Gfk MRI - Doublebase 2012 / NOTE: NPT figures based on composite of public TV programs in same genres