PACTIMO

copyright ©2012 Pactimo

Mocks for reference only

- C00151 Men's Delfino Tri Shorts
- C00146 Men's Delfino Tri Suit

Live Area

Colored lines define the "Live Area".
All logos and important graphics should be placed within the "Live Area".

- Men's Delfino Tri Shorts
- Men's Delfino Tri Suit
- TOP STITCH LINE

Base Lycra	Matching Color
Navy Blue	PAC 2960
Royal Blue	PAC Pile Cyan
Silver	PAC 442
Black	PAC Black

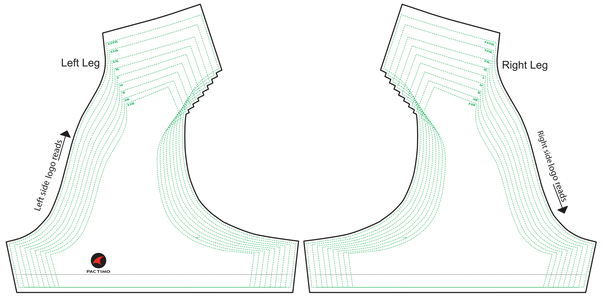

Men's Delfino Tri Shorts

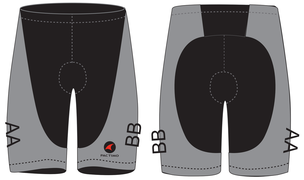

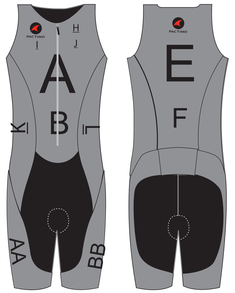

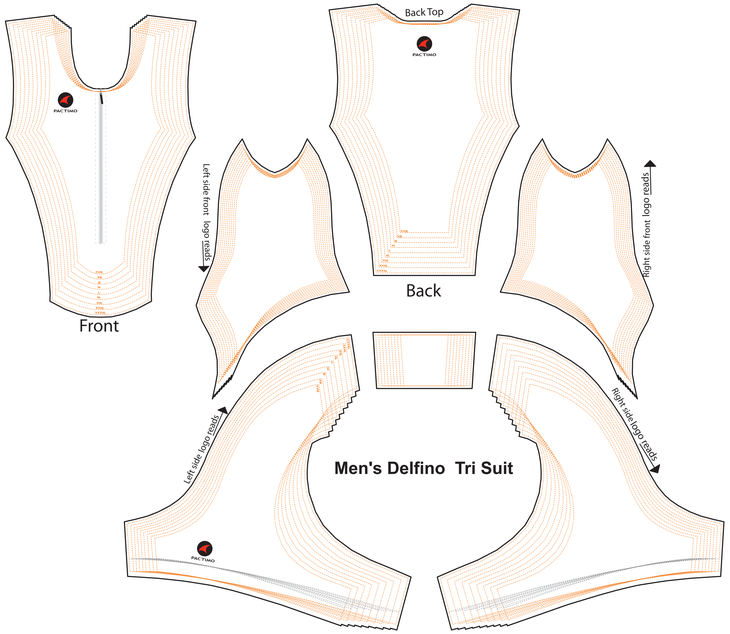

DESIGNING INSTRUCTIONS

1) Position all graphics and logos in the design layer.
2) Graphics must bleed to the outer black lines.
3) "Create Outlines" or supply font files for all text.
4) Link any raster images and send the images separately.
5) Actual size is 100%. If using raster images, resolution must be acceptable at 100% enlargement.
6) The light blue boxes indicate suggested areas for logo placement.
7) Do not group the design layers with other guide layers.
8) Group all panels once the design is completed.
9) If saving as a .pdf, please retain the edit function of Illustrator.

IMPORTANT NOTES:

GRAPHICS WILL NOT LINE UP ACROSS SEAM LINES ON ALL SIZES
SEE "ART GUIDELINES" FOR ALL PACTIMO LOGO REQUIREMENTS

INSTRUCTIONS FOR PACTIMO COLOR BOARD / SWATCHES

1) Go to "Window" on the tool bar and make sure that "Swatches" is checked so that the Swatch Dialog box will appear.
2) Double click on the swatches tab in the dialog box to reveal the PAC (Pactimo) colorswatches.
3) Select a color to ensure you are choosing a Pactimo number. All Pactimo colors are preceded by the letters "PAC".

Version 9-29-2012

PACTIMO