PACTIMO

copyright ©2012 Pactimo

Mocks for reference only

- C00254 Men's Continental Bib
- C00255 Men's Continental Shorts

Live Area

Men's Continental Bib
Men's Continental Shorts
TOP STITCH LINE

Colored lines define the "Live Area".
All logos and important graphics should be placed within the "Live Area".

Base Lycra	Matching Color
Navy Blue	PAC 298
Royal Blue	PAC 279
Black	PAC Black

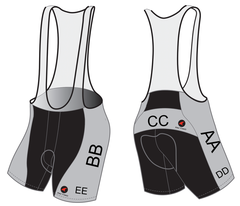

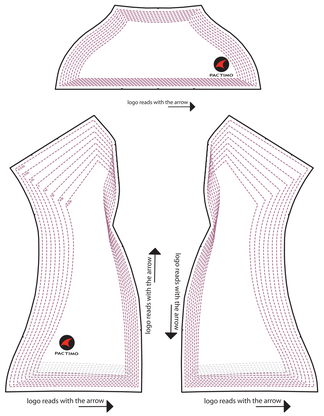

Men's Continental Bib Shorts

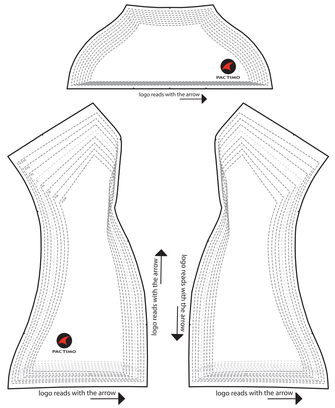

Men's Continental Shorts

DESIGNING INSTRUCTIONS

1) Position all graphics and logos in the design layer.
2) Graphics must bleed to the outer black lines.
3) "Create Outlines" or supply font files for all text.
4) Link any raster images and send the images separately.
5) Actual size is 100%. If using raster images, resolution must be acceptable at 100% enlargement.
6) The light blue boxes indicate suggested areas for logo placement.
7) Do not group the design layers with other guide layers.
8) Group all panels once the design is completed.
9) If saving as a .pdf, please retain the edit function of Illustrator.

IMPORTANT NOTES:

GRAPHICS WILL NOT LINE UP ACROSS SEAM LINES ON ALL SIZES
SEE "ART GUIDELINES" FOR ALL PACTIMO LOGO REQUIREMENTS

INSTRUCTIONS FOR PACTIMO COLOR BOARD / SWATCHES

1) Go to "Window" on the tool bar and make sure that "Swatches" is checked so that the Swatch Dialog box will appear.
2) Double click on the swatches tab in the dialog box to reveal the PAC (Pactimo) colorswatches.
3) Select a color to ensure you are choosing a Pactimo number. All Pactimo colors are preceded by the letters "PAC".

Version 9-25-2012

PACTIMO