PACTIMO

copyright ©2012 Pactimo

Mocks for reference only

- C00101 Men's Ascent Pro Bib
- C00107 Men's Ascent Pro Bib-Fully Printed Base Lycra
- C00113 Men's Ascent Bib

Live Area

- Men's Ascent Pro Bib
- Men's Ascent Pro Bib-Fully Printed Base Lycra
- Men's Ascent Bib
- TOP STITCH LINE

Colored lines define the "Live Area".
All logos and important graphics should be placed within the "Live Area".

Base Lycra	Matching Color
Navy Blue	PAC 148
Royal Blue	PAC 290
Black	PAC Black
White	

Custom Stitching Color Options

- o White
- o Black
- o Silver
- o Navy
- o Royal
- o Yellow
- o Bright Green
- o Red
- o Orange

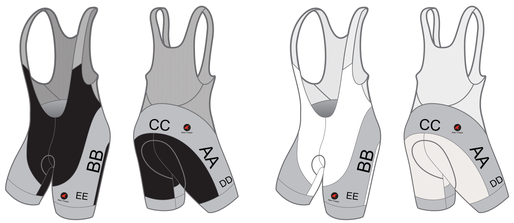

Men's Ascent Pro Bib Shorts - (Available in Black, Navy, Royal Blue, White and Fully-Printed Base Lycra)
White base lycra will be more transparent than darker colors

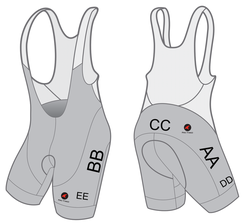

Fully Printable Inner Lycra Panels
Patterns cannot be matched across seam lines
Panels are best printed with a repeated pattern to reduce transparency



Men's Ascent Bib Shorts - (Available in Black, Navy, Royal Blue Base Lycra)

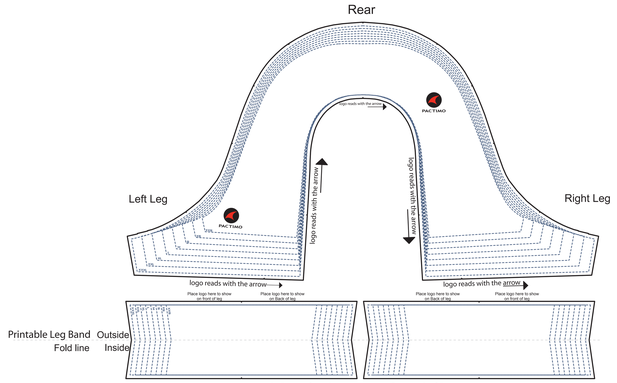

Men's Ascent Pro bibs
Size for XXS-XXXL

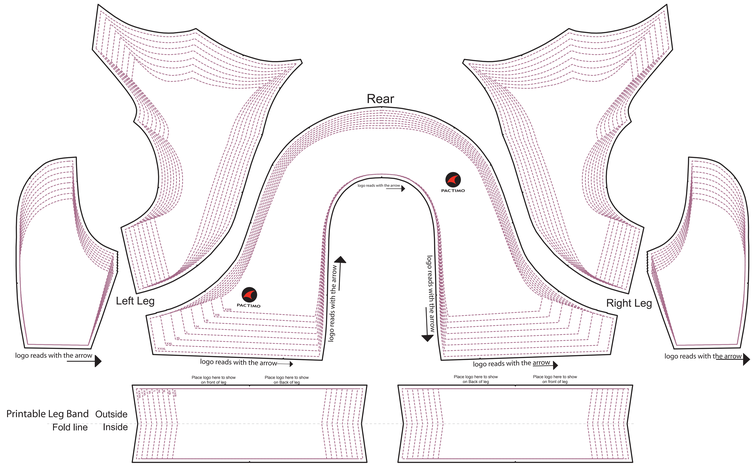

Men's Ascent Pro Bib Shorts FP (Fully Printable)
Size for XXS-XXXL

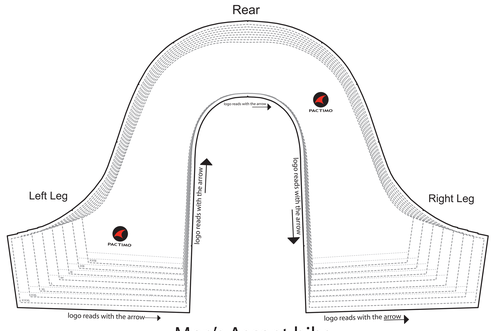

Men's Ascent bibs
Size for XXS-XXXL

DESIGNING INSTRUCTIONS

1) Position all graphics and logos in the design layer.
2) Graphics must bleed to the outer black lines.
3) "Create Outlines" or supply font files for all text.
4) Link any raster images and send the images separately.
5) Actual size is 100%. If using raster images, resolution must be acceptable at 100% enlargement.
6) The light blue boxes indicate suggested areas for logo placement.
7) Do not group the design layers with other guide layers.
8) Group all panels once the design is completed.
9) If saving as a .pdf, please retain the edit function of Illustrator.

IMPORTANT NOTES:

GRAPHICS WILL NOT LINE UP ACROSS SEAM LINES ON ALL SIZES
SEE "ART GUIDELINES" FOR ALL PACTIMO LOGO REQUIREMENTS

INSTRUCTIONS FOR PACTIMO COLOR BOARD / SWATCHES

1) Go to "Window" on the tool bar and make sure that "Swatches" is checked so that the Swatch Dialog box will appear.
2) Double click on the swatches tab in the dialog box to reveal the PAC (Pactimo) colorswatches.
3) Select a color to ensure you are choosing a Pactimo number. All Pactimo colors are preceded by the letters "PAC".

Version 9-27-2012

PACTIMO