DWG NO D99178-071M REV

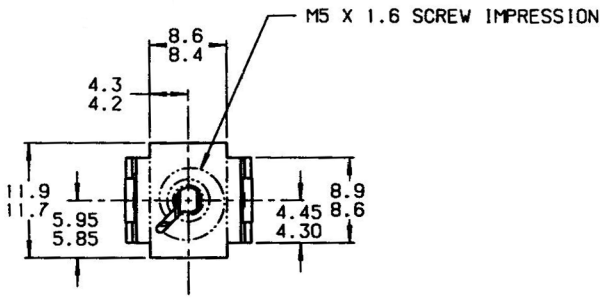

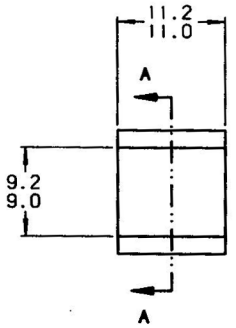

HOLE LAYOUT
IN PLASTIC PANEL

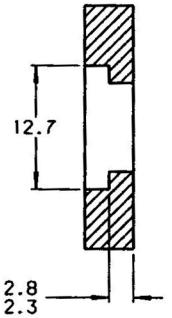

SECTION A-A

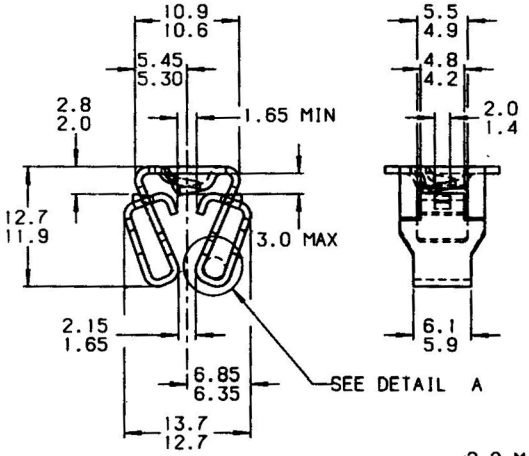

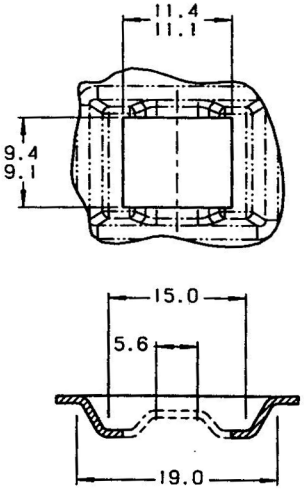

HOLE LAYOUT
IN STEEL PANEL

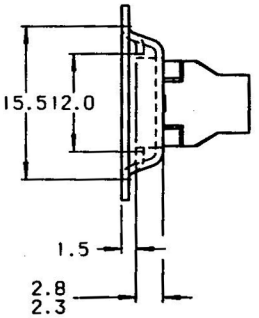

TYPICAL ASSEMBLY

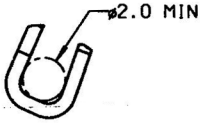

DETAIL A
SCALE 4:1

ACTUAL SIZE

PERFOMANCE SPECIFICATIONS	
MAX. PUSH IN FORCE	111 N
MIN. PULL OUT FORCE	44 N
MAX. PREVAILING TORQUE 1st OFF	0.9 Nm
MIN. PREVAILING TORQUE 1st OFF	0.11 Nm
MIN. PREVAILING TORQUE 5th OFF	0.11 Nm

REVISIONS

E.C.O.	REV	DESCRIPTION	DATE	DR	CK	APP

CONTROLLED
IF RED

NOTICE TO PERSONS RECEIVING THIS DRAWING AND/OR TECHNICAL INFORMATION. TINNERMAN PALNUT ENGINEERED PRODUCTS CLAIMS PROPRIETARY RIGHTS TO THE MATERIAL DISCLOSED HEREIN. THIS DRAWING AND/OR TECHNICAL INFORMATION IS ISSUED IN CONFIDENCE FOR ENGINEERING INFORMATION ONLY AND MAY NOT BE REPRODUCED OR USED TO MANUFACTURE ANYTHING SHOWN OR REFERRED TO HEREON WITHOUT DIRECT WRITTEN PERMISSION FROM TINNERMAN PALNUT ENGINEERED PRODUCTS. THIS DRAWING AND/OR TECHNICAL INFORMATION IS THE PROPERTY OF TINNERMAN PALNUT ENGINEERED PRODUCTS AND IS LOANED FOR MUTUAL ASSISTANCE.

MARK TOOL:

TINNERMAN PALNUT
ENGINEERED PRODUCTS (CANADA) CORPORATION
P.O. Box 2492
Hamilton, Ontario, Canada
L8N 3K1

DRAWN BY	DATE	CHECKED	SCALE	APPROVED
R. FLORES	07/09/04	RELEASED July 22/04	3:1	IST. PROD. 07-22-04

REF: QUOTE #23168-002 / D99031-071M

MATERIAL	THICKNESS	HEAT TREAT	FINISH HARDNESS
SAE 1050-1065	0.71	AUSTEMPER	Rc44-51

NAME EXPANSION TYPE

SPECIAL FEATURES: M5 X 1.6 SCREW IMPRESSION

SHEET: 1 OF: 1 | DWG NO D99178-071M | SIZE B