DWG NO D99038-M61 REV

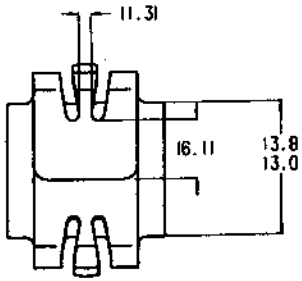

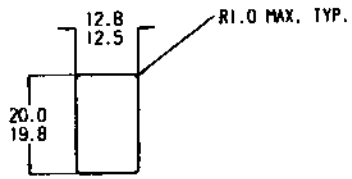

PANEL LAYOUT
SCALE 1:1

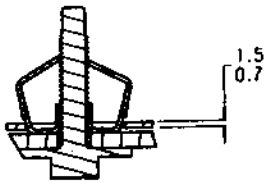

TYPICAL ASSEMBLY
SCALE 1:1

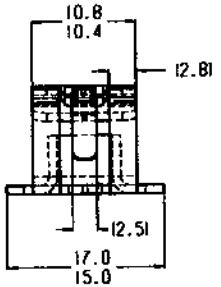

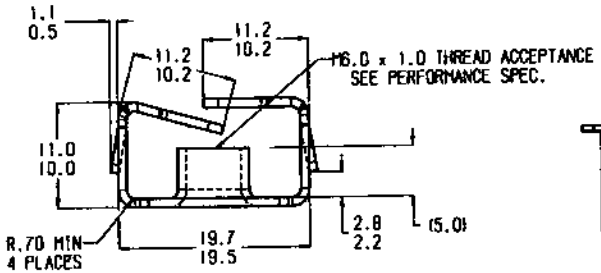

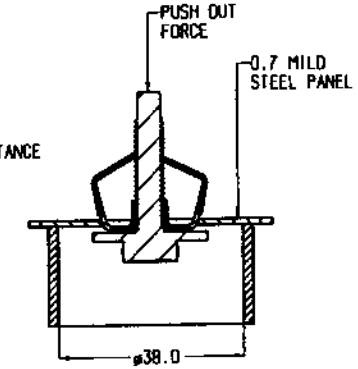

TEST PROCEDURE

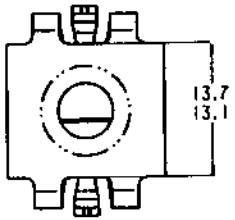

NOTE: "B" IDENTIFICATION TO APPEAR ON FACE OF PART. DIMENSIONING AND TOLERANCING PER ASME Y14.5M

PERFORMANCE SPECIFICATIONS	
MAX PREVAILING TORQUE - 1ST ON	2 Nm (17.71 lb-in)
MIN PUSH OUT	900N (202 LBS)
MAX INSERTION	(10 LBS TARGET) TBD
PROOF LOAD	18.4 KN (OVER ø7.5 HOLE)

NOTE: TORQUE SPECIFICATIONS APPLY WHEN TESTED WITH M6.0 X 1.0 6G SCREW. FINISH CM7114M

REVISIONS

E.C.O	REV	DESCRIPTION	DATE	DR	CK	APP

MARK TOOL:

TINNERMAN PALNUT
ENGINEERED PRODUCTS (CANADA) CORPORATION

P.O. Box 2492
Hamilton, Ontario, Canada
L8N 3K1

DRAWN BY	DATE	CHECKED	SCALE	APPROVED
M. LUANG-ASA	10/16/02	RELEASED	2:1	MGR. PROD. 10-21-02

REF: DX7403-M61 PROTOTYPE DRAWING

MATERIAL	THICKNESS	HEAT TREAT	FINISH HARDNESS
SAE 1050-1065	0.86	AUSTEMPER	Rc44-51

NAME EXPANSION TYPE

PRODUCT CODE # 900

SPECIAL FEATURES: M6.0 x 1.0

SHEET: 1 OF: 1

DWG NO D99038-M61

SIZE B

REVISED: JANUARY 10, 2002