

TARGETED INDUSTRY AND MANUFACTURING BUSINESS DYNAMICS REPORT 2012

FOR NORTHEAST INDIANA

Released February, 2013

EXECUTIVE SUMMARY	1
INTRODUCTION AND BACKGROUND	2
SUMMARY BY THE NUMBERS	2
2012 DETAILS	5
TARGETED INDUSTRY AND NAICS SECTORS	8
ANNOUNCEMENTS MADE IN 2012 WHICH MAY BECOME A 2013 BUSINESS EVENT	14
APPENDICES	15
APPENDIX A- 2012 LIST OF EVENTS BY COUNTY	15
APPENDIX B- 2012 LIST OF EVENTS BY TYPE	23
APPENDIX C- NAICS CODES	30
APPENDIX D- INTRA NEI MOVES	31

EXECUTIVE SUMMARY

The results from the fifth annual Business Dynamics report indicate another positive year for the 10-county northeast Indiana region¹ as events relating to business growth as well as events involving the negative side such as the downsizings and closings are reviewed. The Community Research Institute (CRI) tracks business events related to new companies or those relocating in NEI, expansions, as well as closings, downsizings, and acquisitions.

This report is not intended to be an all-inclusive summary for every event in the 10-county region. The major economic engines of the NEI economy are tracked: industries such as manufacturing; logistics; insurance; and medical devices; as well as groups of inter-related industries such as food production, which includes not only food manufacturing, but processing, warehousing and transportation, and specialty manufacturing for this industry; and the defense industry, which includes software engineering and development, research, as well as manufacturing associated with this sector. CRI also monitors the region's "major" employers, many of which fall into one of the above categories, but for those that do not, their impact on the region is tracked over time. Most service-related industries are not monitored by CRI. By no means is it the intent of this report to paint the entire economic picture, but rather to review current events regarding the area's core industries in a relatively timely fashion.

By the numbers, there were 10 net new company announcements with 763 new positions, and \$74 million in investments. The largest in terms of new positions was Accelerated Tanks and Trailers in Allen County, with 300 new jobs planned.

2012 was another good year for business expansions in NEI. There were 120 expansions with 3,007 jobs associated with these expansions. In addition, over \$450 million dollars was invested in NEI plant and equipment upgrades and expansions this past year. The largest expansion in terms of additional employees was at Sweetwater Sound, which is expanding and adding 316 employees.

Of the more than 1,300 businesses monitored by CRI, only 10 closed in 2012. These closings involved a loss of 429 jobs.

There were four known downsizings with 119 jobs lost. These numbers represent lows since the inception of the Business Dynamics report.

In 2009, we began tracking layoffs and call-backs. The economic situation at that time made these events almost commonplace, but neither of these events made the news in 2012.

CRI also tracks acquisitions due to the correlation between acquisition and a future event, such as an expansion, downsizing, or closing. One acquisition in 2012 has already led to a closing, Hiner Transport in Huntington County. Another major expansion was the merger of Markle Bank and Grabill Bank to form iAU.

Summaries of the events, as well as details by county and type of event are given in the report.

¹ Northeast Indiana (NEI) is defined as Adams, Allen, DeKalb, Huntington, LaGrange, Noble, Steuben, Wabash, Wells, and Whitley counties.

INTRODUCTION AND BACKGROUND

The Community Research Institute at Indiana University-Purdue University Fort Wayne (CRI) presents its fifth annual report of business events in the 10-county northeast Indiana region (NEI)². This report summarizes expansions, downsizings, closings, companies new to the region as well as acquisitions that occurred in NEI during 2012.

Throughout the year, CRI, with assistance from the county local economic developments officials as well as other officials, monitors the business events with a focus on those events which are in the regions' targeted industries: defense, insurance, food processing, logistics, vehicles, and medical devices. In addition, CRI monitors events which pertain to major employers within each of the 10 NEI counties, as well as events which occur within manufacturing establishments. Finally, there are certain sectors which are not monitored, regardless of the employment impact on the area, and these include retail, restaurants, accommodations and lodging, and public administration.

In the five years that CRI has acted as a compiler of this information and offered analysis for these business events, a methodology has been consistently employed to help identify activities which should be reported. First of all, our reporting coincides with an activity, not just an announcement. We, with our partners, search for evidence of a building permit, abatement, ground-breaking, or other evidence of an activity. As is the case with almost every best-laid plan, nothing always goes entirely to schedule, and the data base is adjusted when plans fail to come to fruition or have changed. As we reference past years data for comparison data in this report, it is possible that the totals for a prior year may not exactly equal what was in the original annual report. This is because something came to light in the current year that affected the prior reporting.

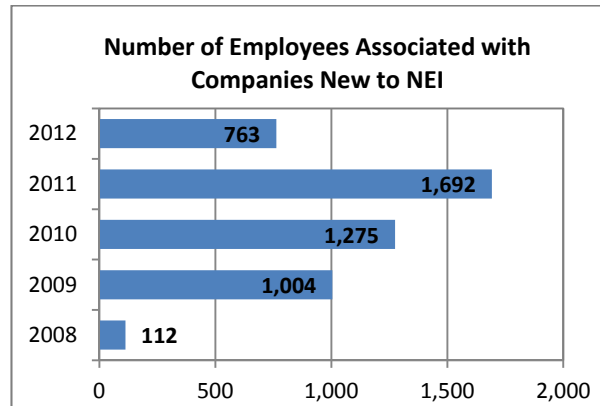
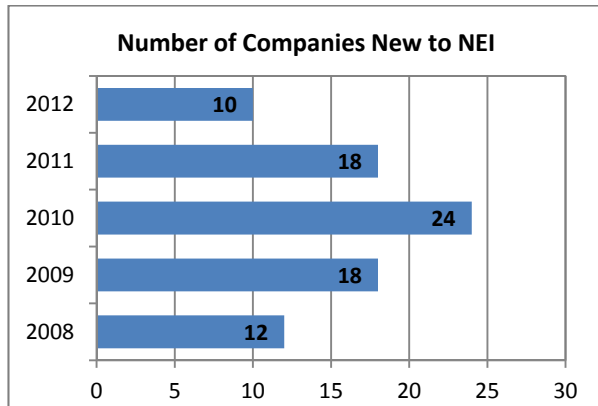
As always, we acknowledge that we do not have perfect information. There are unknowns, changes in plans, decisions by local establishments not to broadcast their business events, and many other reasons for incomplete data. This report has advantages in providing a timely snapshot of monitored industry sectors, and due to the manner in which the business information is monitored. This timely snapshot can be summarized at any time during the year. Another advantage is the review by targeted industry: in no government or other data base can an analysis involving specific business establishments in different industries which depict a core economic activity within a region be monitored except by this process developed by CRI.

SUMMARY BY THE NUMBERS

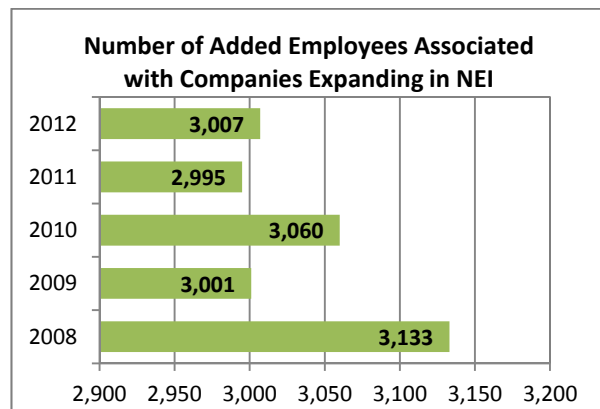
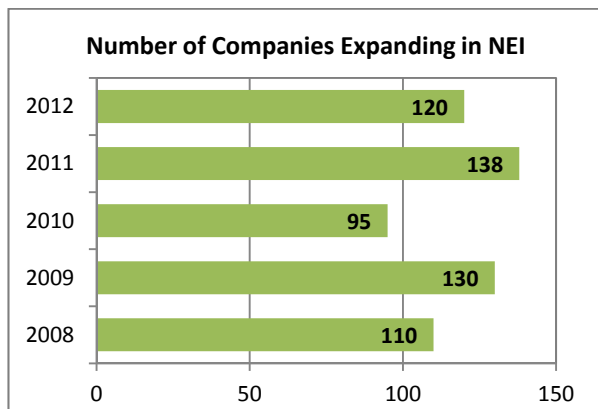
NEW COMPANIES: There were ten companies new to northeast Indiana in 2012, bringing 763 new jobs, and \$74 million in investments. These are ten events new to NEI, and do not involve intra-NEI moves. Intra-NEI moves is the term used when a company moves (closes) from one NEI county and reopens in another NEI county. In 2012, for example, Franklin Electric began construction on its new headquarters in Allen County, and will close its Wells County operations in the future. Franklin Electric is not included as a new company to NEI, although it will be identified in the specific listings for Allen County in this report. If there was a change in workforce resulting from an

² NEI consists of the following counties: Adams, Allen, DeKalb, Huntington, LaGrange, Noble, Steuben, Wabash, Wells, and Whitley. The population of NEI is approximately 682,000 and the workforce is approximately 340,000.

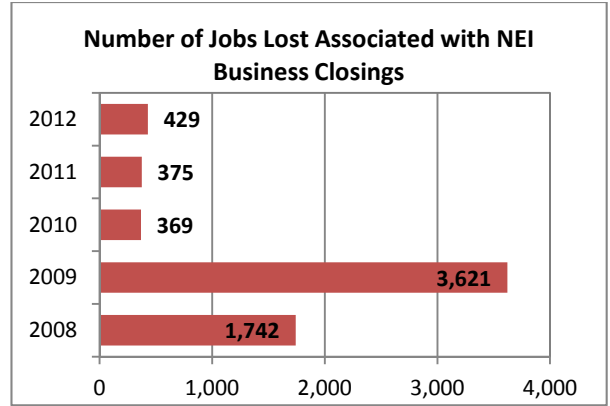
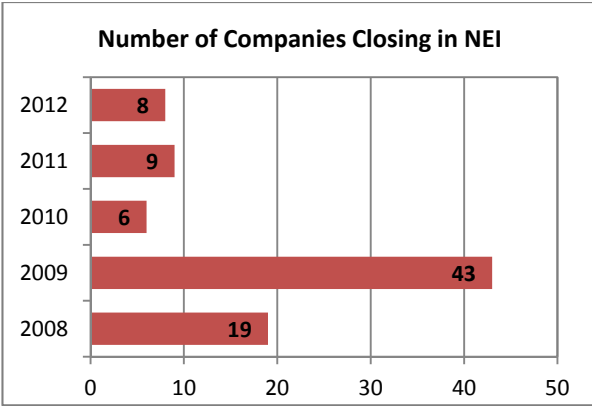
intra-NEI move, then that is reflected as an expansion or downsizing. There were four intra-NEI moves in 2012 and these are summarized in Appendix D.



EXPANSIONS: There were 120 expansions in 2012, and these include the net effect of expansions related to NEI moves. Expansions of personnel as well as equipment or physical expansions are tracked. Thirty-one of these expansions did not involve any plans for additional personal in the near future, but were investments in capital equipment or physical plant. These 120 expansions announced plans for an additional 3,007 jobs, \$475.4 million dollars of space or equipment investment, and over 2.7 million square feet of additional space for these companies. There were a number of companies which announced more than one expansion, and these are accounted for as separate events.



CLOSINGS: There were eight closings in 2012 and 429 jobs lost that were associated with these closings. This does not include intra-NEI moves, all of which were transferring all current jobs to the new county.



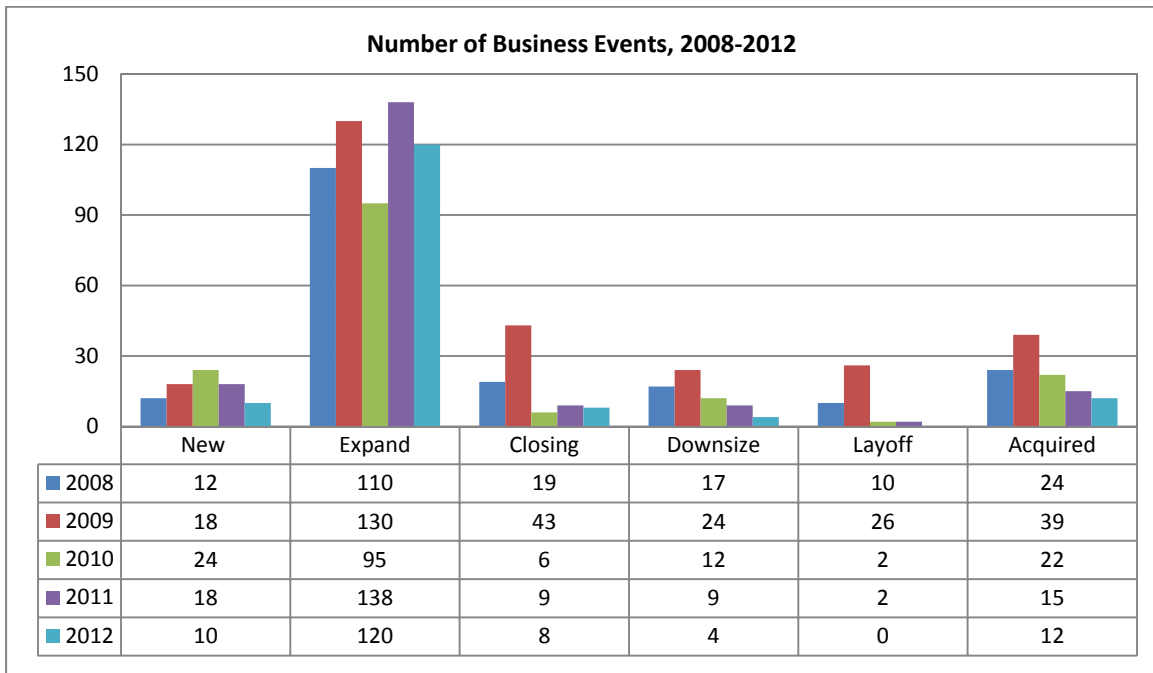
DOWNSIZINGS: There were four known downsizings in 2012 with 119 jobs lost.

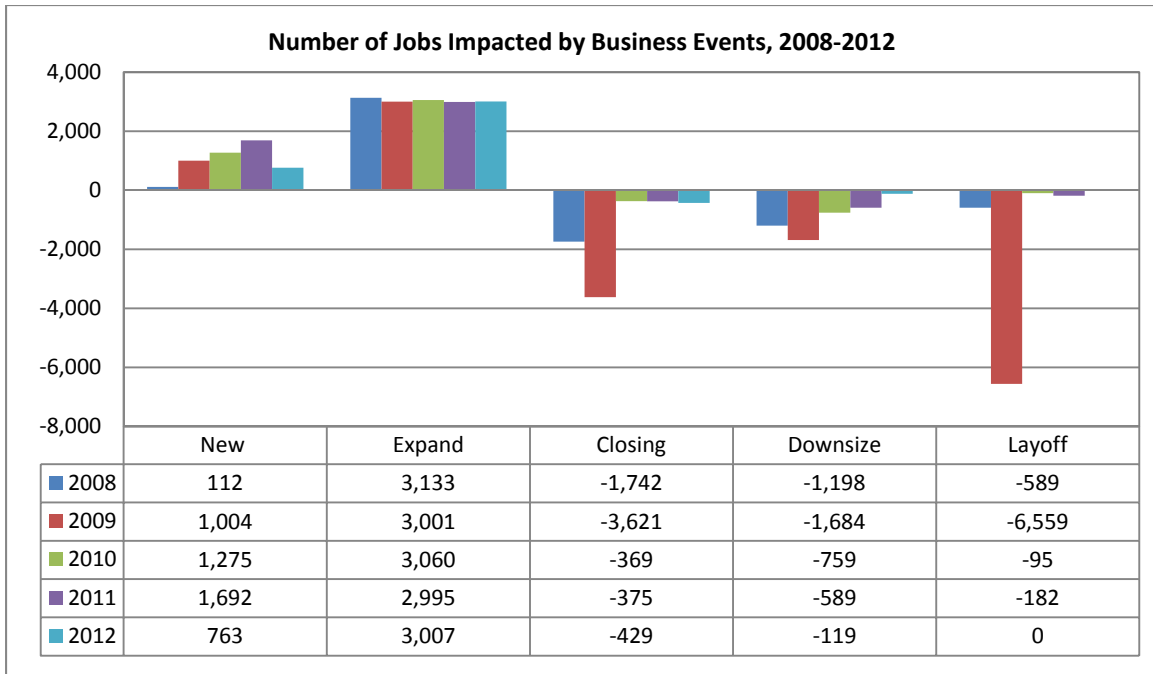
Note that the 2012 downsizings information does not include numbers for Navistar in Allen County as CRI was unable to identify specific months or respective numbers of employment being downsized during 2012. We believe Navistar's Allen County employment was approximately 1,400 in early 2009 and is 30 in early 2013. The 2011 Business Dynamics report did include downsizings for Navistar in that year of 333.

ACQUISITIONS: There were 12 known acquisitions in 2012. Acquisitions are monitored because there are often events which occur as a result of the acquisition, such as a future closing or expansion. In the five years that CRI has been monitoring business events in NEI, this is the lowest number of acquisitions recorded.

There were no recorded layoffs or call-backs in 2012.

The charts below summarize these events for the past five years.





2012 DETAILS

NEW AND EXPANDING:

The largest announcement in 2012 involved Accelerated Tanks and Trailers in Allen County, bringing 300 new jobs to Allen County and an investment of over four million dollars. There were three other announcements in the 100+ new jobs range: Wolfpack Chassis in Noble; Impact CNC in Whitley; and Lippert Components in LaGrange. All four of these companies are manufacturers; all but Impact CNC are involved in motor vehicle manufacturing. Impact CNC also had the largest dollar investment of almost \$13 million among the new companies.

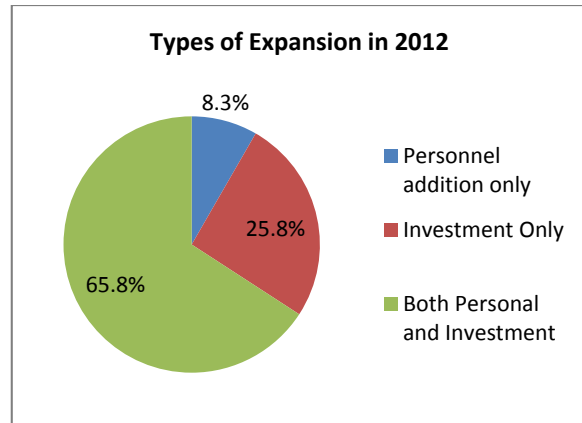
Every year, there are a few situations in which a company, currently doing business in NEI, closes its original location and moves to a different NEI county. From a regional perspective, this is good news; this means the company did not move out of NEI. From a county perspective, one county sees this as a win-a new company-while the other sees it as a loss or a closing. As this is reviewed on a county level, intra-NEI moves are indicated. Keep in mind that what is recorded as an expansion for an entire region is considered a new event (or a closing) to a particular county.

Companies New to Counties				
	New to NEI	Intra-County Move (New to County)	Jobs from New NEI companies	Jobs from Intra-NEI Moves (Jobs new to NEI, does not include transferred jobs. These could be considered expansions)
Adams County	0			
Allen County	3	1	402	35
DeKalb County	0			
Huntington County	0			
LaGrange County	1		100	
Noble County	2	1	128	1
Steuben County	2		5	
Wabash County	0			
Wells County	0			
Whitley County	2	1	128	10
TOTAL NEI	10	3 (regionally, these are expansions)	763	46

There were 120 announced expansions, although three of these were intra-NEI transfers and their expansion impact is included in the above county chart. The largest job expansion was at Sweetwater Sound with 316 new jobs, followed by several announcements of more than 200 jobs: Crossroads RV in LaGrange, MetalX LLC in DeKalb, and Living Essentials in Wabash. The largest expansion in terms of investment was at Cameron Memorial Hospital in Steuben at \$42 million, followed by Metal Technologies in DeKalb (\$35 million), MetalX (\$31.8 M), and Living Essentials (\$25.5M).

Companies Expanding in NEI		
	Number Expanding	Jobs from Expanding NEI companies
Adams	1	3
Allen	48	1,065
DeKalb	12	409
Huntington	8	67
LaGrange	7	321
Noble	18	378
Steuben	10	372
Wabash	3	213
Wells	9	133
Whitley	1	0
TOTAL NEI	117	2,961
These expansions exclude the three intra NEI moves. The job expansion effect of these is identified in the NEW table above.		

The chart identifies the expansions by whether they were additions of jobs only, plant or capital expansion only, or both. The percentage of investment-only expansions also represented 25 percent of the total in 2011.



CLOSINGS AND DOWNSIZINGS:

The number of negative events has continued to decrease since the 2008-09 recession, with only eight closings and four downsizings in 2012. It is possible that smaller downsizings are no longer part of the major emphasis of the print and media news, which are two of our major sources for identifying events. A business with 100 or more full-time workers that is laying off at least 50 people at a single location is required to report the event to the Department of Workforce Development. There were three events of this nature in NEI in 2012, other than the closing or downsizing of Lincoln Foodservice (Manitowoc Food Service), which will occur in 2013 and will be listed in next year’s Business Dynamics report.

2012 NEI Closings and Downsizings	Closing		Downsizing	
	Events	Jobs	Events	Jobs
Adams County				
Allen County			4	119
DeKalb County				
Huntington County	2	99		
LaGrange County				
Noble County	4	265		
Steuben County	2	65		
Wabash County				
Wells County				
Whitley County				
TOTAL NEI	8	429	4	119

LAYOFFS AND CALL-BACKS:

There were no known layoffs or call-backs in 2012. Even during the active period of layoffs during the recession and immediately following it, not all of these events were public knowledge.

ACQUISITIONS:

There are 12 events identified as acquisitions in 2012. Four of these are related to the merger of Markle and Grabill Banks to become iAB Financial Bank. Another event was the acquisition of Hiner Transport, which was closed by the new owner soon after that acquisition. Acquisitions are monitored because these may result in another business activity (such as a closing or downsizing).

TARGETED INDUSTRY AND NAICS SECTORS

NAICS ANALYSIS, 2010-2012

The following section reviews the activity by NAICS code (North American Industry Classification System). NAICS represents a collaborative agreement by the U.S., Mexico, and Canada to use a classification system to categorize economic units and how the products and services are created. See Appendix C for more details on NAICS.

NEW TO NEI

Eight NAICS categories account for over 71 percent of all new activity in the past three years. The six NAICS categories in the table below represent 84 percent of the announced new jobs during this time frame.

In all of the following NAICS tables, some NAICS industries made both major lists—they were in the list of most frequently occurring events as well as the list with the most new jobs by NAICS. If a “N/A” is shown, that indicates that the NAICS industry is listed because it only made the list due to one of these criteria, not both. From this, when an industry is listed as being in the top list for number of new employees as well as occurrences by event, this may indicate an industry which is currently very active in NEI.

Major Industries (NAICS) of New NEI Businesses and New Employees, 2010-2012					
NAICS	Description	Number of Events	Percent of all New Events	Number of New Employees	Percent of all New Employees
311	Food Mfg	N /A		175	5.0%
326	Chemical Mfg	3	5.8%	423	12.2%
331	Primary Metal Mfg	5	9.6%	233	6.7%
332	Fabricated Metal Prd Mfg	4	7.7%	224	6.4%
336	Transportation Equipment Mfg	10	19.2%	1,234	35.5%
339	Misc Mfg (Medical Devices)	4	7.7%	N /A	
484	Truck Transportation/Logistics	3	5.8%	N /A	
493	Warehousing & Storage	5	9.6%	443	12.7%
541	Engineering & Arch. Services	3	5.8%	N /A	

Note that technically, NAICS 339 is identified as “Miscellaneous Manufacturing”. A sub-industry within Miscellaneous Manufacturing is Medical Equipment and Supplies Manufacturing (NAICS 3391). All of the expansions in 339 in NEI during this period were in this sub-industry.

EXPANDING IN NEI

During the last three years, there have been approximately 361 recorded expansions, including the expansions which occur during an intra-NEI move. Twenty-three percent of all announced expansions did not involve an increase of employees, i.e. these were solely plant or a major capital equipment expansion. The remaining 77 percent of the announcements identified 9,337 jobs which were expected to be created. The largest expansion of personnel was at the General Motors plant in Allen County, with 900 new jobs announced in March, 2010. GM had another expansion in 2011 with 100 more employees. Sources indicate that GM's employment did rise from 2,484 in 2009 to 3,610 as of November, 2012. The second largest expansion was announced recently in 2012 by Sweetwater Sound, with 316 new jobs planned. Frontier had nine expansion announcements between 2010 and 2012, for a total of 435 announced jobs. Their employment has risen from 1,200 in 2009 to 1,564 as of January 2013. As noted in the introduction, monitoring actual changes within companies is given due diligence, and there are controls in place to only include events which have some verification attached to the announcement. This is not to say that everything always occurs as planned.

Given the caveats or limitations of the Business Dynamics tracking process, the following chart identifies the major NAICS industries in which expansions have occurred, both by new jobs added and by number of announcements. There were 40 different NAICS codes (i.e. 40 different industry sectors) represented in the NEI expansions during this three year period. There were eight industries which accounted for 224 expansions, or 62 percent of all expansions during this period. Nine industries (five of which overlap in the number of top events NAICS also) accounted for 68.6 of all new employees, and most of these were in the Transportation Equipment Manufacture industry.

Major Industries (NAICS) of Expanding NEI Businesses, 2010-2012					
NAICS	Description	Number of Events	Percent of all Expanding Events	Number of Employees due to Expansions	Percent of all Expansion Employees
311	Food Mfg	14	3.9%	N /A	
326	Chemical Mfg	19	5.3%	N /A	
331	Primary Metal Mfg	17	4.7%	421	4.5%
332	Fabricated Metal Prd Mfg	63	17.5%	853	9.1%
333	Machinery Mfg	27	7.5%	293	3.1%
334	Computer & Electronic Product Mfg	N /A		280	3.0%
336	Transportation Equipment Mfg	47	13.0%	3,076	32.9%
339	Misc Mfg (Medical Devices)	21	5.8%	434	4.6%
493	Warehousing & Storage	N /A		303	3.2%
512	(Motion Picture &) Sound Recording Industries	N /A		328	3.5%
517	Telecommunication	N /A		435	4.7%
622	Hospitals	16	4.4%	N /A	

See explanation of "N/A" in the New NEI Businesses in the prior page.

The following identifies NEI companies which have had the largest expansion(s) of employees during this three year period:

Total Job Expansion	Company	Total Job Expansion	Company
1,000	General Motors	178	Busche Enterprise Corp.
435	Frontier	175	TRIN, Inc.
328	Sweetwater Sound	150	Heritage Food Service Equipment, Inc.

260	Living Essentials	132	Courier Kendallville Inc.
260	CrossRoads RV	122	Supervalu-FW Division
242	Guardian Automotive	120	Edy's Grand Ice Cream
230	Tenneco Automotive	110	80/20
225	Vera Bradley	107	Creative Liquid Coatings
215	Cruiser RV, LLC	107	Creative Wood Designs
209	Multimatic Inc.	100	Miller Poultry
200	Jack Cooper Transport	100	Lutheran Life Villages
200	MetalX LLC	100	TI Automotive

DOWNSIZING IN NEI

In last year's report, the effect of the recession on the transportation equipment industry was evident-there were 10 downsizing events in NAICS 336 during the period 2009-2011 in a total pool of 44 events. As we move into 2010 to 2012, there were only two events in this industry, one in 2010 and one in 2011 out of a total of 25 downsizing events. The industries (or establishment, in this case) with the most downsizing events during this 3-year period were by ITT Exelis with five downsizings representing 20 percent of all downsizing events. Raytheon and Navistar in NAICS 541 had a combined total of five downsizings, also representing 20 percent of all downsizing events. Food Manufacturing also had three downsizing events (12 percent of the total), but two of these were related to the 2010 events at Aunt Millie's Bakeries.

Major Industries (NAICS) of NEI Businesses Which Downsized, 2010-2012					
NAICS	Description	Number of Events	Percent of all Downsized Events	Number of Jobs Downsized	Percent of all Downsized Jobs
311	Food Mfg	3	12.0%	76	5.2%
333	Machinery Mfg	N /A		190	13.0%
334	Computer & Electronic Product Mfg	5	20.0%	450	30.7%
336	Transportation Equipment Mfg	N /A		93	6.3%
541	Engineering & Arch. Services	5	20.0%	423	28.8%

See explanation of "N/A" in the New NEI Businesses in the prior pages.

CLOSINGS IN NEI

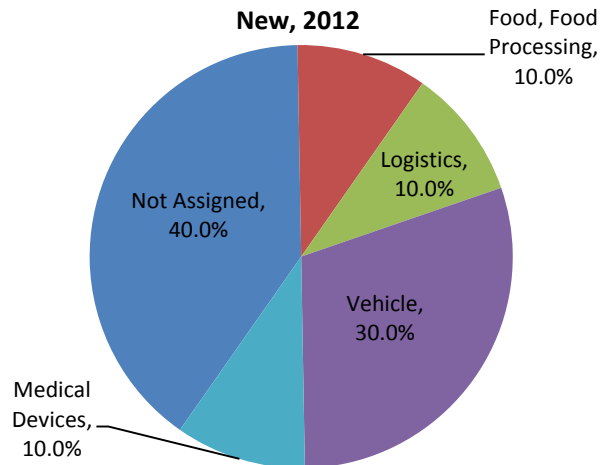
There were 23 closing events in the three year period, 2010-2012, far fewer than the 43 which closed in a single year in 2009. Only two of these recent closings were related to motor vehicle manufacturing. There were 16 different NAICS industries involved during the 2010-2012 period, but other than three closings in the freight trucking industry, there were no observed trends or specific NAICS which were hit the hardest. The freight trucking also had the highest number of jobs lost, 333 out of the 1,173 jobs lost during this three-year period.

TARGETED INDUSTRY ANALYSIS

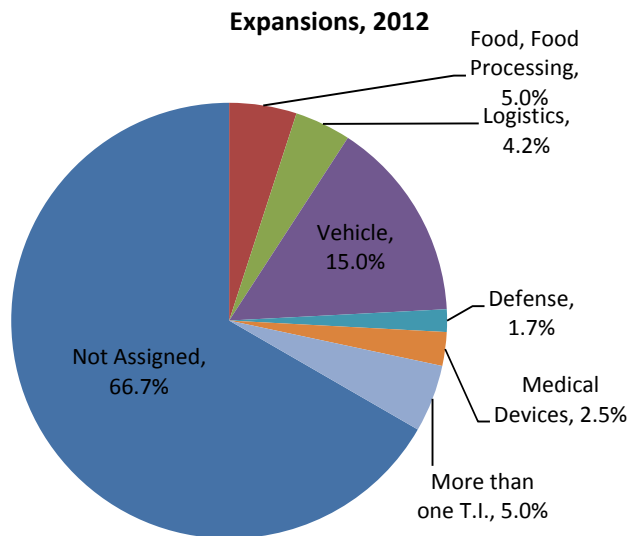
Similar to the NAICS summary, the following relate to activities or events within targeted industries, with the exception that the following relate to events in 2012 only. As mentioned earlier in this report, targeted industries can involve different NAICS, for example, in the Defense targeted industry, it would not be unusual to find some establishments that are in NAICS 334 (Computer and Electronic Product Mfg), NAICS 541 (Professional, Scientific, Technical Services), 928 (National Security and International Affairs), 339 (Miscellaneous Manufacturing), as well as other NAICS in that one targeted industry. On the other hand, insurance is an example of a targeted industry which can be found in one NAICS (524-Insurance Carriers). In the charts below, the heading “Not Assigned” indicates that the event which occurred was not classified by the Community Research Institute as being part of a specific NEI Targeted Industry.

In quite a few of these categories, the total number of events was small. A chart has been added which summarizes all activities which may be helpful in gauging the activity level in the targeted industries.

With ten new events in 2012, 60 percent were in targeted industries.



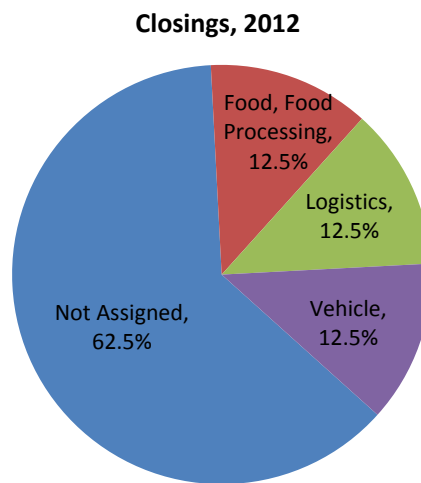
With 120 expansions in 2012, there is sufficient depth to review the activity within the targeted industries. In 2011, 21 percent of the expansions were in targeted industries; this year 35 percent of expansions were in targeted industries.



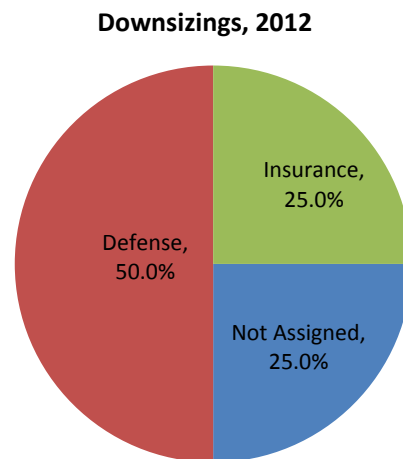
Note that there is a category “More than one Targeted Industry”. There are times when the products or services from a company can be classified as belonging to multiple targeted industries. An example might be the companies which move food products. Both Exel and Supervalu announced expansions in 2012, and due to the

nature of their businesses, would be classified in both logistics as well as in the food targeted industry.

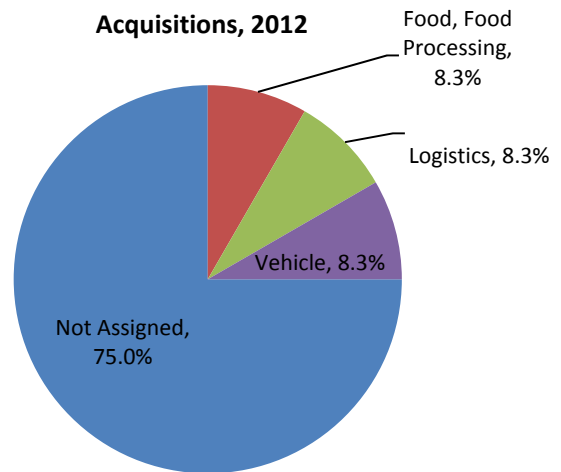
Of the 8 closings in 2012, three were in targeted industries. These do not include the Intra-NEI moves.



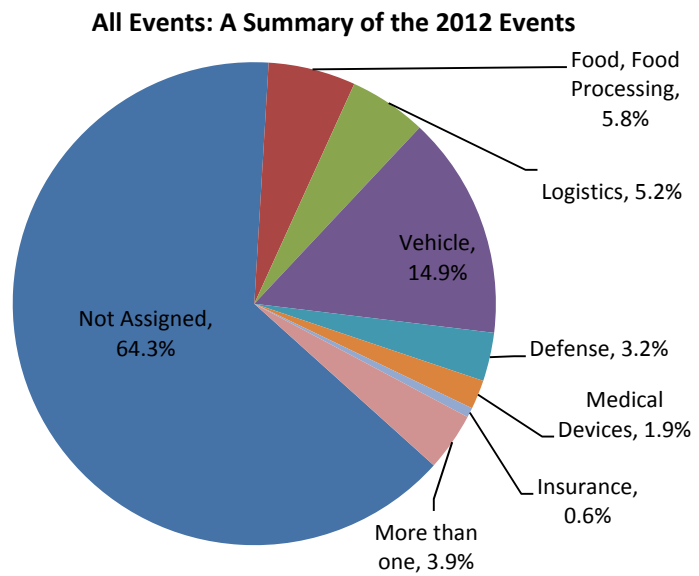
Of the four downsizings, half were in targeted industries.



Of the 12 known acquisitions in 2012, three were in targeted industries.



In 2012, targeted industries accounted for 35.7 percent of all events tracked by the NEI Business Dynamics process.



ANNOUNCEMENTS MADE IN 2012 WHICH MAY BECOME A 2013 BUSINESS EVENT

As this report is reviewed, questions may sometimes arise about a business event which has been announced but is not identified in this report. As explained in the introduction, this list of events for 2012 is based on activities which occurred in 2012, not just announced in 2012. A good example of this is the announce closing of Lincoln Foodservice. Although news of this was first heard (by CRI) in 2012, the plan is for the manufacturing to be completed by April of 2013 and then a small staff will remain in Allen County as a service center. In the 2013 report, this may be reported as a closing, or as a downsizing, depending on what actually occurs with that planned service center.

Events which have been in the news for 2013 include:

Type of Event	Location	Establishment	Type of Business
Acquisitions	Huntington	Rock Leasing Inc.	General Freight Trucking
Closing	DeKalb	Alcoa Automotive Indiana	Alumina and Aluminum Production and Processing
Closing	Huntington	Cequent Towing Products	Warehousing and Storage
Closing	Wells	Franklin Electric Co., Inc.	Management of Companies and Enterprises
Downsizing	Allen	Lincoln Foodservice Products	Commercial and Service Industry Machinery Man
Expansion	Adams	EP Graphics, Inc.	Printing and Related Support Activities
Expansion	Allen	Brunswick Corp.	Ship and Boat Building
Expansion	Allen	Voss Automotive	Motor Vehicle Parts Manufacturing
Expansion	Allen	Brotherhood Mutual Insurance Co	Insurance Carriers
Expansion	Allen	Parkview Regional Medical Center	General Medical and Surgical Hospitals
Expansion	Huntington	Parkview Huntington Hospital	General Medical and Surgical Hospitals
Expansion	Wells	Inventure Foods	Other Food Manufacturing
Expansion	Whitley	Steel Dynamics Inc - Structural & Rail Div.	Iron and Steel Mills and Ferroalloy Manufacturing
New	DeKalb	B & C Industrial Products, Inc.	Hardware Manufacturing
New	Huntington	Nature's Fuel	Basic Chemical Manufacturing

APPENDICES

APPENDIX A- 2012 LIST OF EVENTS BY COUNTY

In order by type of event: Acquisition; Closing, Downsizing, and Lay-off; Expansion, and New

Notes: County reports include all events related to that county, including “intra-NEI” moves. These are indicated with asterisks. NA indicates data is not available, or incomplete.

ADAMS COUNTY

TYPE OF EVENT	PEOPLE/ JOBS	INVESTMENT In \$ Millions	SQ FT	COMPANY	NAICS	NAICS TEXT
Expansion	3	0.352	12,000	P&B Trucking	4841	General Freight Trucking
Subtotal Expanding:	3	\$0.352	12,000			

ALLEN COUNTY

TYPE OF EVENT	PEOPLE/ JOBS	INVESTMENT In \$ Millions	SQ FT	COMPANY	NAICS	NAICS TEXT
Acquisitions				Faegre Baker Daniels LLP	5411	Legal Services
Acquisitions				iAB Financial Bank (formerly Grabill Bank)	5221	Depository Credit Intermediation
Acquisitions				iAB Financial Bank (formerly MarkleBank)	5221	Depository Credit Intermediation
Acquisitions				Independent Alliance Banks Inc.	5511	Management of Companies and Enterprises
Closing*	7			Momentum Industries LLC	3256	Soap, Cleaning Compound, and Toilet Prep
Closing*	NA			Solstice Medical LLC	3345	Navigational, Measuring, Electromedical
Downsizing	31			Frontier	5171	Wired Telecommunications Carriers
Downsizing	21			ITT Exelis	3342	Communications Equipment Manufacturing
Downsizing	37			Lincoln Financial Group	5241	Insurance Carriers
Downsizing	30			Raytheon Systems Co	5417	Scientific Research and Development Services
Subtotal Closing & Downsizing:	126					
Expansion	5	1.1	0	Accutech Mold & Machine, Inc.	3335	Metalworking Machinery Manufacturing
Expansion	60	8.3	74,300	American Mitsuba Corporation	3363	Motor Vehicle Parts Manufacturing
Expansion	75	0.5	0	B.A.E. Systems Platform Solutions	3345	Navigational, Measuring, Electromedical
Expansion	15	0.5435	0	Calico Precision Molding LLC	3261	Plastics Product Manufacturing

ALLEN COUNTY continued

TYPE OF EVENT	PEOPLE/ JOBS	INVESTMENT In \$ Millions	SQ FT	COMPANY	NAICS	NAICS TEXT
Expansion	20	4	21,000	CNC Industries	3327	Machine Shops; Turned Product; and Screw, Nut
Expansion	5	4.2	0	Dana Holding Corporation, Light Axle Products	3363	Motor Vehicle Parts Manufacturing
Expansion	18	0.52	41,840	DOWCO	3149	Other Textile Product Mills
Expansion	0	2.2	2,500	Edy's Grand Ice Cream	3115	Dairy Product Manufacturing
Expansion	21	1.5	0	ESI Ventures- Touché Lighting Controls	3345	Navigational, Measuring, Electromedical
Expansion	1	0.371	0	Excell Color Graphics	3231	Printing and Related Support Activities
Expansion	0	1.75	0	Exel	4931	Warehousing and Storage
Expansion	8	1.5	0	First Gear Engineering & Technology	3336	Engine, Turbine, and Power Transmission Equip
Expansion	25	0	0	Frontier	5171	Wired Telecommunications Carriers
Expansion	50	0	0	Frontier	5171	Wired Telecommunications Carriers
Expansion	3	0.185	0	Glaze Tool and Engineering	3327	Machine Shops; Turned Product; and Screw, Nut
Expansion	3	0.2	0	GT Automation	3335	Metalworking Machinery Manufacturing
Expansion	0	0.55	0	Hall Aluminum Products	3261	Plastics Product Manufacturing
Expansion	50	0	0	Hentz Manufacturing	3149	Other Textile Product Mills
Expansion	4	0.465	0	Hoosier Pride Plastics	3261	Plastics Product Manufacturing
Expansion	4	0.5	9,000	JCR Automation Inc.	3339	Other General Purpose Machinery Manufacturing
Expansion	50	2	59,480	Logistics Insight Corporation	4931	Warehousing and Storage
Expansion	0	5.8	0	Lutheran Hospital	6221	General Medical and Surgical Hospitals
Expansion	0	0.34	0	Lutheran Hospital	6221	General Medical and Surgical Hospitals
Expansion	0	1	4,168	Lutheran Medical Group	6211	Offices of Physicians
Expansion	38	5.8	NA	Old Dominion Freight Line	4841	General Freight Trucking
Expansion	18	3.75	15,000	Orthopaedics Northeast	6211	Offices of Physicians
Expansion	4	0.18425	0	Parco Inc.	3313	Alumina and Aluminum Production and Proc.
Expansion	6	0	55,000	Parco Inc.	3313	Alumina and Aluminum Production and Proc.
Expansion	0	3.5	0	Parkview Hospital	6221	General Medical and Surgical Hospitals
Expansion	0	2	14,000	Parkview Hospital	6221	General Medical and Surgical Hospitals
Expansion	0	14	37,000	Parkview Regional Medical Center	6221	General Medical and Surgical Hospitals
Expansion	1	0.265	0	Phoenix America Inc.	3345	Navigational, Measuring, Electromedical
Expansion	0	0.75	0	Precise Manufacturing, Inc.	3327	Machine Shops; Turned Product; and Screw, Nut
Expansion	3	0.134	0	Precision Laser Services	3327	Machine Shops; Turned Product; and Screw, Nut
Expansion	5	0.92	0	Press-Seal Gasket Corporation	3399	Other Miscellaneous Manufacturing
Expansion	6	1	0	Quake Manufacturing Inc.	3327	Machine Shops; Turned Product; and Screw, Nut

ALLEN COUNTY continued

TYPE OF EVENT	PEOPLE/ JOBS	INVESTMENT In \$ Millions	SQ FT	COMPANY	NAICS	NAICS TEXT
Expansion	25	2.1	NA	Shambaugh & Son, Inc	2362	Nonresidential Building Construction
Expansion	4	0.325	0	States Engineering	3329	Other Fabricated Metal Product Manufacturing
Expansion	0	1.2	103,000	Summit Brands	3256	Soap, Cleaning Compound, and Toilet Prep
Expansion	0	1.5	0	Summit City Nursing and Rehabilitation	6231	Nursing Care Facilities
Expansion	122	0.1	0	Supervalu-FW Division	4931	Warehousing and Storage
Expansion	316	23.6	110,000	Sweetwater Sound	5122	Sound Recording Industries
Expansion	30	0	0	Terex Advance Mixer, Inc	3362	Motor Vehicle Body and Trailer Manufacturing
Expansion	0	0	1,800	The Spinach Ball Company	3119	Other Food Manufacturing
Expansion	0	15	26,000	Three Rivers FCU- Allen County	5221	Depository Credit Intermediation
Expansion	5	0	0	Tippmann Sports	3399	Other Miscellaneous Manufacturing
Expansion	65	3.7	0	Tuthill Transfer Systems	3339	Other General Purpose Machinery Manufacturing
Expansion	0	1	17,200	Vibra Hospital of Fort Wayne	6223	Specialty (except Psychiatric and Substance A
New*	260	25.2	110,000	Franklin Electric Co., Inc.	5511	Management of Companies and Enterprises
New	300	4.164	99,575	Accelerated Tanks and Trailers	3362	Motor Vehicle Body and Trailer Manufacturing
New	66	7.3	4,000	Android Industries	3363	Motor Vehicle Parts Manufacturing
New	36	10.3	48,144	Meijer Rx Distribution Center	4931	Warehousing and Storage
Subtotal New & Expanding:	1,727	\$165.3168	853,007			

*Indicates NEI Intra-move

NA means Not Available.

DEKALB COUNTY

TYPE OF EVENT	PEOPLE/ JOBS	INVESTMENT In \$ Millions	SQ FT	COMPANY	NAICS	NAICS TEXT
Acquisitions				Family Practice Associates	6211	Offices of Physicians
Expansion	0	0.615	0	Auburn Manufacturing, Inc.	3327	Machine Shops; Turned Product; and Screw, Nut
Expansion	8	0.825	NA	Country Heritage Winery & Vineyard	3121	Beverage Manufacturing
Expansion	25	0	0	CSX Corp	4821	Rail Transportation
Expansion	4	0.698	23,500	K-CoPack LLC	3256	Soap, Cleaning Compound, and Toilet Prep
Expansion	42	35	85,000	Metal Technologies- Auburn Casting Center	3315	Foundries
Expansion	200	31.8	NA	MetalX LLC	3314	Nonferrous Metal (except Aluminum) Production
Expansion	15	2.9	45,000	Mossberg Industries, Inc.	3261	Plastics Product Manufacturing
Expansion	30	23.2	40,000	Nucor Fastener	3327	Machine Shops; Turned Product; and Screw, Nut
Expansion	0	0.65	0	Rathburn Tool & Manufacturing	3327	Machine Shops; Turned Product; and Screw, Nut
Expansion	10	18.5	NA	Steel Dynamics Inc - Flat Roll Div.	3311	Iron and Steel Mills and Ferroalloy Mfg
Expansion	0	0.5	2,200	Therma-Tru Corp	3323	Architectural and Structural Metals Mfg
Expansion	75	18.99	48,000	TRIN, Inc.	3363	Motor Vehicle Parts Manufacturing
Subtotal Expanding:	409	\$133.678	243,700			

NA means Not Available.

HUNTINGTON COUNTY

TYPE OF EVENT	PEOPLE/ JOBS	INVESTMENT In \$ Millions	SQ FT	COMPANY	NAICS	NAICS TEXT
Acquisitions				Hiner Transport	4841	General Freight Trucking
Acquisitions				iAB Financial Bank (formerly MarkleBank)	5221	Depository Credit Intermediation
Closing	95			Hiner Transport	4841	General Freight Trucking
Closing	4			Metalloid Corp.	3241	Petroleum and Coal Products Manufacturing
Subtotal Closing:	99					
Expansion	50	6.9	0	Continental Structural Plastics	3363	Motor Vehicle Parts Manufacturing
Expansion	3	1.2	0	Huntington Sheet Metal	3323	Architectural and Structural Metals Mfg
Expansion	0	8.4	0	Isolatek International	3279	Other Nonmetallic Mineral Product Mfg
Expansion	6	1.2	7,234	Lutheran Health Family Medicine Office	6211	Offices of Physicians
Expansion	0	0.5	0	M & S Industrial Metal	3323	Architectural and Structural Metals Mfg
Expansion	3	0.15	0	Novae Corp.	3362	Motor Vehicle Body and Trailer Mfg
Expansion	5	0.13	0	Perfection Wheel	3363	Motor Vehicle Parts Manufacturing
Expansion	0	2.56	0	UT Electronic Controls	3344	Semiconductor and Other Electronic Component
Subtotal Expanding:	67	\$21.04	7,234			

NA means Not Available.

LAGRANGE COUNTY

TYPE OF EVENT	PEOPLE/ JOBS	INVESTMENT In \$ Millions	SQ FT	COMPANY	NAICS	NAICS TEXT
Expansion	250	3.9	93,000	CrossRoads RV	3362	Motor Vehicle Body and Trailer Manufacturing
Expansion	10	2	22,000	CrossRoads RV	3362	Motor Vehicle Body and Trailer Manufacturing
Expansion	3	0.125	0	Mudd-Ox Inc.	3369	Other Transportation Equipment Manufacturing
Expansion	15	5.5	0	Nishikawa Standard Co.	3363	Motor Vehicle Parts Manufacturing
Expansion	15	0.6	15,000	Open Range RV Company	3362	Motor Vehicle Body and Trailer Manufacturing
Expansion	18	0.3	0	S&H Metal Products Inc.	3323	Architectural and Structural Metals Mfg
Expansion	10	0.26	9,000	Spectrum Finishing	3211	Sawmills and Wood Preservation
New	100	NA	NA	Lippert Components Inc.	3362	Motor Vehicle Body and Trailer Manufacturing
Subtotal New and Expanding:	421	\$12.685	139,000			

NA means Not Available.

NOBLE COUNTY

TYPE OF EVENT	PEOPLE/ JOBS	INVESTMENT In \$ Millions	SQ FT	COMPANY	NAICS	NAICS TEXT
Acquisitions				Creative Wood Designs	3371	Household and Institutional Furniture and Kit
Closing	46			Arden	3141	Textile Furnishings Mills
Closing	30			DeKalb Distributing Co. Inc.	4244	Grocery and Related Product Merchant Wholesl.
Closing	179			Johnson Controls	3363	Motor Vehicle Parts Manufacturing
Closing	10			Prince Manufacturing	3328	Coating, Engraving, Heat Treating, and Allied
Subtotal Closing:	265					
Expansion	2	1	NA	AME Swiss Machining	3327	Machine Shops; Turned Product; and Screw, Nut
Expansion	2	0.22	0	B & J Specialty	3333	Commercial and Service Industry Machinery Man
Expansion	2	0.6	8,100	B & J Specialty	3333	Commercial and Service Industry Machinery Man
Expansion	6	0	0	BRC Rubber & Plastics Inc	3262	Rubber Product Manufacturing
Expansion	120	17.4	60,000	Busche Enterprise Corp.	3327	Machine Shops; Turned Product; and Screw, Nut
Expansion	0	1.5	0	Courier Kendallville Inc.	3231	Printing and Related Support Activities
Expansion	0	13	0	Courier Kendallville Inc.	3231	Printing and Related Support Activities
Expansion	30	1.25	130,000	Creative Liquid Coatings	3328	Coating, Engraving, Heat Treating, and Allied
Expansion	12	1.4	0	Creative Liquid Coatings	3328	Coating, Engraving, Heat Treating, and Allied
Expansion	0	NA	NA	Group Dekko Laboratory & Technical Center	5413	Architectural, Engineering, and Related Serv
Expansion	58	8	0	Guardian Automotive	3272	Glass and Glass Product Manufacturing
Expansion	0	0.29	0	KPC Media Group	5111	Newspaper, Periodical, Book, and Directory Pu
Expansion	3	0.212	0	Lewger Machine and Tool	3335	Metalworking Machinery Manufacturing
Expansion	3	NA	8,518	Parkview Noble Hospital	6221	General Medical and Surgical Hospitals
Expansion	5	0	0	Pro Tech Metal Finishing Inc.	3328	Coating, Engraving, Heat Treating, and Allied
Expansion	10	0.52	135,000	Reliable Production Machining & Welding	3363	Motor Vehicle Parts Manufacturing
Expansion	20	0.135	NA	Structural Composites of Indiana	3261	Plastics Product Manufacturing
Expansion	105	18.5	50,000	Tenneco Automotive	3363	Motor Vehicle Parts Manufacturing
New*	8	0.864	NA	Momentum Industries LLC	3256	Soap, Cleaning Compound, and Toilet Prep
New	10	4.36	30,000	Precision Medical Technologies Inc.	3391	Medical Equipment and Supplies Manufacturing
New	118	1.9	52,800	Wolfpack Chassis LLC	3362	Motor Vehicle Body and Trailer Manufacturing
Subtotal New and Expanding:	514	\$71.151	474,418			

*Indicates NEI Intra-move
NA means Not Available.

STEBEN COUNTY

TYPE OF EVENT	PEOPLE/ JOBS	INVESTMENT In \$ Millions	SQ FT	COMPANY	NAICS	NAICS TEXT
Acquisitions				Ferry-Morse Seed Co.	4931	Warehousing and Storage
Closing	50			Ferry-Morse Seed Co.	4931	Warehousing and Storage
Closing	15			Wayne	3339	Other General Purpose Machinery Manufacturing
Subtotal Closing:	65					
Expansion	95	10	165,000	Autoform Tool & Mfg	3363	Motor Vehicle Parts Manufacturing
Expansion	40	6	18,000	AZZ Galvanizing	3328	Coating, Engraving, Heat Treating, and Allied
Expansion	0	42	126,400	Cameron Memorial Hospital	6221	General Medical and Surgical Hospitals
Expansion	5	0	0	Dave's Diesel	3336	Engine, Turbine, and Power Transmission Equip
Expansion	40	0	0	Diversapack	5619	Other Support Services
Expansion	4	0.7	10,000	Fremont Plastics	3391	Medical Equipment and Supplies Manufacturing
Expansion	80	0	0	Indiana Marine Products	3326	Spring and Wire Product Manufacturing
Expansion	2	1.5	12,000	Indiana Northeastern Railroad	4821	Rail Transportation
Expansion	6	1	0	LaGrange Products	3324	Boiler, Tank, and Shipping Container Mfg
Expansion	100	0	0	Miller Poultry	3116	Animal Slaughtering and Proc
New	2	NA	NA	Briali Vineyards & Winery	3121	Beverage Manufacturing
New	3	NA	NA	Sandhill Environmental Services	5413	Architectural, Engineering, and Related Serv
Subtotal New and Expanding:	377	\$61.2	331,400			

NA means Not Available.

WABASH COUNTY

TYPE OF EVENT	PEOPLE/ JOBS	INVESTMENT In \$ Millions	SQ FT	COMPANY	NAICS	NAICS TEXT
Acquisitions				HF Group (Heckman Bindery)	3231	Printing and Related Support Activities
Expansion	11	3.1	0	Harvey-Industries LLC	3315	Foundries
Expansion	2	0.1967	0	Hipsher Tool and Die	3335	Metalworking Machinery Manufacturing
Expansion	200	25.5	1,000,000	Living Essentials	3121	Beverage Manufacturing
Subtotal New and Expanding:	213	\$28.7967	1,000,000			

NA means Not Available.

WELLS COUNTY

TYPE OF EVENT	PEOPLE/ JOBS	INVESTMENT In \$ Millions	SQ FT	COMPANY	NAICS	NAICS TEXT
Acquisitions				iAB Financial Bank (formerly MarkleBank)	5221	Depository Credit Intermediation
Expansion	0	1.845	0	Almco Steel Products Corp	3321	Forging and Stamping
Expansion	70	2.34	0	Haven Manufacturing (formerly Hower Tool)	3327	Machine Shops; Turned Product; and Screw, Nut
Expansion	1	0.0925	0	K-K Tool & Design, Inc.	3335	Metalworking Machinery Manufacturing
Expansion	2	0.0752	0	Linder Oil Co. Inc.	4247	Petroleum and Petroleum Products Merchant Who
Expansion	0	0.75	7,500	Metaldyne Corp	3363	Motor Vehicle Parts Manufacturing
Expansion	0	0.36	9,000	Perma Column	3273	Cement and Concrete Product Manufacturing
Expansion	50	0	0	Pretzels, Inc	3119	Other Food Manufacturing
Expansion	10	2.5	0	Roembke Manufacturing & Design, Inc.	3335	Metalworking Machinery Manufacturing
Expansion	0	0.229	0	Star Engineering & Machine Company	3327	Machine Shops; Turned Product; and Screw, Nut
Subtotal Expanding:	133	\$8.1917	16,500			

WHITLEY COUNTY

TYPE OF EVENT	PEOPLE/ JOBS	INVESTMENT In \$ Millions	SQ FT	COMPANY	NAICS	NAICS TEXT
Acquisitions	0	0	0	Coupled Products, LLC	3363	Motor Vehicle Parts Manufacturing
Closing*	105	0	0	Greatbatch Medical	3391	Medical Equipment and Supplies Manufacturing
Subtotal Closing:	105					
Expansion	0	1	0	PDQ Workholding Inc.	3335	Metalworking Machinery Manufacturing
New*	10	0.05	NA	Solstice Medical LLC	3345	Navigational, Measuring, Electromedical
New	106	12.87	30,000	Impact CNC LLC	3327	Machine Shops; Turned Product; and Screw, Nut
New	22	7	20,000	Indiana Materials Proc.g LLC	3311	Iron and Steel Mills and Ferroalloy Mfg
Subtotal New and Expanding:	138	\$19.92	50,000			

*Indicates NEI Intra-move

NA means Not Available.

APPENDIX B- 2012 LIST OF EVENTS BY TYPE

Includes intra-NEI events (these are asterisked)

ACQUISITIONS

COUNTY	CITY/TOWN	COMPANY	NAICS	COMPANY SECTOR/ PRODUCT
Allen	Fort Wayne	Faegre Baker Daniels LLP	5411	Legal Services
Allen	Grabill	iAB Financial Bank (formerly Grabill Bank)	5221	Depository Credit Intermediation
Allen	Fort Wayne	Independent Alliance Banks Inc.	5511	Management of Companies and Enterprises
Allen	Fort Wayne	iAB Financial Bank (formerly MarkleBank)	5221	Depository Credit Intermediation
DeKalb	Auburn	Family Practice Associates	6211	Offices of Physicians
Huntington	Huntington	Hiner Transport	4841	General Freight Trucking
Huntington	Markle	iAB Financial Bank (formerly MarkleBank)	5221	Depository Credit Intermediation
Noble	Ligonier	Creative Wood Designs	3371	Household and Institutional Furniture and Kit
Steuben	Fremont	Ferry-Morse Seed Co.	4931	Warehousing and Storage
Wabash	North Manchester	HF Group (Heckman Bindery)	3231	Printing and Related Support Activities
Wells	Bluffton	iAB Financial Bank (formerly MarkleBank)	5221	Depository Credit Intermediation
Whitley	Columbia City	Coupled Products, LLC	3363	Motor Vehicle Parts Manufacturing

CLOSINGS

COUNTY	PEOPLE/JOBS	CITY/TOWN	COMPANY	NAICS	COMPANY SECTOR/ PRODUCT
Allen*	NA	Fort Wayne	Solstice Medical LLC	3345	Navigational, Measuring, Electromedical
Allen*	7	Fort Wayne	Momentum Industries LLC	3256	Soap, Cleaning Compound, and Toilet Prep
Huntington	4	Huntington	Metalloid Corp.	3241	Petroleum and Coal Products Manufacturing
Huntington	95	Huntington	Hiner Transport	4841	General Freight Trucking
Noble	10	Avilla	Prince Manufacturing	3328	Coating, Engraving, Heat Treating, and Allied
Noble	46	Kendallville	Arden	3141	Textile Furnishings Mills
Noble	179	Kendallville	Johnson Controls	3363	Motor Vehicle Parts Manufacturing
Noble	30	Avilla	DeKalb Distributing Co. Inc.	4244	Grocery and Related Product Merchant Wholesl.
Steuben	15	Fremont	Wayne	3339	Other General Purpose Machinery Manufacturing
Steuben	50	Fremont	Ferry-Morse Seed Co.	4931	Warehousing and Storage
Whitley*	105	Columbia City	Greatbatch Medical	3391	Medical Equipment and Supplies Manufacturing
Employment Loss Excluding Intra-NEI Moves	429 and an additional 112 as an intra NEI move				

*Indicates NEI Intra-move

NA means Not Available.

DOWNSIZING

COUNTY	PEOPLE/JOBS	CITY/TOWN	COMPANY	NAICS	COMPANY SECTOR/ PRODUCT
Allen	31	Fort Wayne	Frontier	5171	Wired Telecommunications Carriers
Allen	21	Fort Wayne	ITT Exelis	3342	Communications Equipment Manufacturing
Allen	30	Fort Wayne	Raytheon Systems Co	5417	Scientific Research and Development Services
Allen	37	Fort Wayne	Lincoln Financial Group	5241	Insurance Carriers
Employment Loss	119				

EXPANSIONS

COUNTY	PEOPLE /JOBS	INVESTMENT in Millions	SQ FT	CITY/TOWN	COMPANY	NAICS	COMPANY SECTOR/ PRODUCT
Adams	3	0.352	12,000	Decatur	P&B Trucking	4841	General Freight Trucking
Allen	5	1.1	0	Fort Wayne	Accutech Mold & Machine, Inc.	3335	Metalworking Machinery Manufacturing
Allen	60	8.3	74,300	Monroeville	American Mitsuba Corporation	3363	Motor Vehicle Parts Manufacturing
Allen	75	0.5	0	Fort Wayne	B.A.E. Systems Platform Solutions	3345	Navigational, Measuring, Electromedical
Allen	15	0.5435	0	Fort Wayne	Calico Precision Molding LLC	3261	Plastics Product Manufacturing
Allen	20	4	21,000	Fort Wayne	CNC Industries	3327	Machine Shops; Turned Product; and Screw, Nut
Allen	5	4.2	0	Fort Wayne	Dana Holding Corporation, Light Axle Products	3363	Motor Vehicle Parts Manufacturing
Allen	18	0.52	41,840	Fort Wayne	DOWCO	3149	Other Textile Product Mills
Allen	0	2.2	2,500	Fort Wayne	Edy's Grand Ice Cream	3115	Dairy Product Manufacturing
Allen	21	1.5	0	Fort Wayne	ESI Ventures- Touché Lighting Controls	3345	Navigational, Measuring, Electromedical
Allen	1	0.371	0	Fort Wayne	Excell Color Graphics	3231	Printing and Related Support Activities
Allen	0	1.75	0	Yoder	Exel	4931	Warehousing and Storage
Allen	8	1.5	0	Fort Wayne	First Gear Engineering & Technology	3336	Engine, Turbine, and Power Transmission Equip
Allen	25	0	0	Fort Wayne	Frontier	5171	Wired Telecommunications Carriers
Allen	50	0	0	Fort Wayne	Frontier	5171	Wired Telecommunications Carriers
Allen	3	0.185	0	New Haven	Glaze Tool and Engineering	3327	Machine Shops; Turned Product; and Screw, Nut
Allen	3	0.2	0	Fort Wayne	GT Automation	3335	Metalworking Machinery Manufacturing
Allen	0	0.55	0	Fort Wayne	Hall Aluminum Products	3261	Plastics Product Manufacturing
Allen	50	0	0	Fort Wayne	Hentz Manufacturing	3149	Other Textile Product Mills
Allen	4	0.465	0	Fort Wayne	Hoosier Pride Plastics	3261	Plastics Product Manufacturing
Allen	4	0.5	9,000	New Haven	JCR Automation Inc.	3339	Other General Purpose Machinery Manufacturing
Allen	50	2	59,480	Roanoke	Logistics Insight Corporation	4931	Warehousing and Storage
Allen	0	5.8	0	Fort Wayne	Lutheran Hospital	6221	General Medical and Surgical Hospitals
Allen	0	0.34	0	Fort Wayne	Lutheran Hospital	6221	General Medical and Surgical Hospitals
Allen	0	1	4,168	Fort Wayne	Lutheran Medical Group	6211	Offices of Physicians
Allen	38	5.8	NA	Fort Wayne	Old Dominion Freight Line	4841	General Freight Trucking
Allen	18	3.75	15,000	Fort Wayne	Orthopaedics Northeast	6211	Offices of Physicians
Allen	4	0.18425	0	Fort Wayne	Parco Inc.	3313	Alumina and Aluminum Production and Proc.
Allen	6	0	55,000	Fort Wayne	Parco Inc.	3313	Alumina and Aluminum Production and Proc.
Allen	0	3.5	0	Fort Wayne	Parkview Hospital	6221	General Medical and Surgical Hospitals
Allen	0	2	14,000	Fort Wayne	Parkview Hospital	6221	General Medical and Surgical Hospitals
Allen	0	14	37,000	Fort Wayne	Parkview Regional Medical Center	6221	General Medical and Surgical Hospitals
Allen	1	0.265	0	Fort Wayne	Phoenix America Inc.	3345	Navigational, Measuring, Electromedical
Allen	0	0.75	0	Fort Wayne	Precise Manufacturing, Inc.	3327	Machine Shops; Turned Product; and Screw, Nut

EXPANSIONS continued

COUNTY	PEOPLE /JOBS	INVESTMENT in Millions	SQ FT	CITY/TOWN	COMPANY	NAICS	COMPANY SECTOR/ PRODUCT
Allen	3	0.134	0	Huntertown	Precision Laser Services	3327	Machine Shops; Turned Product; and Screw, Nut
Allen	5	0.92	0	Fort Wayne	Press-Seal Gasket Corporation	3399	Other Miscellaneous Manufacturing
Allen	6	1	0	Fort Wayne	Quake Manufacturing Inc.	3327	Machine Shops; Turned Product; and Screw, Nut
Allen	25	2.1	NA	Fort Wayne	Shambaugh & Son, Inc	2362	Nonresidential Building Construction
Allen	4	0.325	0	Fort Wayne	States Engineering	3329	Other Fabricated Metal Product Manufacturing
Allen	0	1.2	103,000	Fort Wayne	Summit Brands	3256	Soap, Cleaning Compound, and Toilet Prep
Allen	0	1.5	0	Fort Wayne	Summit City Nursing and Rehabilitation	6231	Nursing Care Facilities
Allen	122	0.1	0	Fort Wayne	Supervalu-FW Division	4931	Warehousing and Storage
Allen	316	23.6	110,000	Fort Wayne	Sweetwater Sound	5122	Sound Recording Industries
Allen	30	0	0	Fort Wayne	Terex Advance Mixer, Inc	3362	Motor Vehicle Body and Trailer Manufacturing
Allen	0	0	1,800	Roanoke	The Spinach Ball Company	3119	Other Food Manufacturing
Allen	0	15	26,000	Fort Wayne	Three Rivers FCU- Allen County	5221	Depository Credit Intermediation
Allen	5	0	0	Fort Wayne	Tippmann Sports	3399	Other Miscellaneous Manufacturing
Allen	65	3.7	0	Fort Wayne	Tuthill Transfer Systems	3339	Other General Purpose Machinery Manufacturing
Allen	0	1	17,200	Fort Wayne	Vibra Hospital of Fort Wayne	6223	Specialty (except Psychiatric and Substance A
DeKalb	0	0.615	0	Auburn	Auburn Manufacturing, Inc.	3327	Machine Shops; Turned Product; and Screw, Nut
DeKalb	8	0.825	NA	LaOtto	Country Heritage Winery & Vineyard	3121	Beverage Manufacturing
DeKalb	25	0	0	Garrett	CSX Corp	4821	Rail Transportation
DeKalb	4	0.698	23,500	Ashley	K-CoPack LLC	3256	Soap, Cleaning Compound, and Toilet Prep
DeKalb	42	35	85,000	Auburn	Metal Technologies- Auburn Casting Center	3315	Foundries
DeKalb	200	31.8	NA	Waterloo	MetalX LLC	3314	Nonferrous Metal (except Aluminum) Production
DeKalb	15	2.9	45,000	Garrett	Mossberg Industries, Inc.	3261	Plastics Product Manufacturing
DeKalb	30	23.2	40,000	Saint Joe	Nucor Fastener	3327	Machine Shops; Turned Product; and Screw, Nut
DeKalb	0	0.65	0	Auburn	Rathburn Tool & Manufacturing	3327	Machine Shops; Turned Product; and Screw, Nut
DeKalb	10	18.5	NA	Butler	Steel Dynamics Inc - Flat Roll Div.	3311	Iron and Steel Mills and Ferroalloy Mfg
DeKalb	0	0.5	2,200	Butler	Therma-Tru Corp	3323	Architectural and Structural Metals Mfg
DeKalb	75	18.99	48,000	Ashley	TRIN, Inc.	3363	Motor Vehicle Parts Manufacturing
Huntington	50	6.9	0	Huntington	Continental Structural Plastics	3363	Motor Vehicle Parts Manufacturing
Huntington	3	1.2	0	Huntington	Huntington Sheet Metal	3323	Architectural and Structural Metals Mfg
Huntington	0	8.4	0	Huntington	Isolatek International	3279	Other Nonmetallic Mineral Product Mfg
Huntington	6	1.2	7,234	Roanoke	Lutheran Health Family Medicine Office	6211	Offices of Physicians
Huntington	0	0.5	0	Huntington	M & S Industrial Metal	3323	Architectural and Structural Metals Mfg
Huntington	3	0.15	0	Markle	Novae Corp.	3362	Motor Vehicle Body and Trailer Manufacturing
Huntington	5	0.13	0	Huntington	Perfection Wheel	3363	Motor Vehicle Parts Manufacturing

EXPANSIONS continued

COUNTY	PEOPLE /JOBS	INVESTMENT in Millions	SQ FT	CITY/TOWN	COMPANY	NAICS	COMPANY SECTOR/ PRODUCT
Huntington	0	2.56	0	Huntington	UT Electronic Controls	3344	Semiconductor and Other Electronic Component
LaGrange	250	3.9	93,000	Topeka	CrossRoads RV	3362	Motor Vehicle Body and Trailer Manufacturing
LaGrange	10	2	22,000	Topeka	CrossRoads RV	3362	Motor Vehicle Body and Trailer Manufacturing
LaGrange	3	0.125	0	Shipshewana	Mudd-Ox Inc.	3369	Other Transportation Equipment Manufacturing
LaGrange	15	5.5	0	Topeka	Nishikawa Standard Co.	3363	Motor Vehicle Parts Manufacturing
LaGrange	15	0.6	15,000	Shipshewana	Open Range RV Company	3362	Motor Vehicle Body and Trailer Manufacturing
LaGrange	18	0.3	0	Topeka	S&H Metal Products Inc.	3323	Architectural and Structural Metals Mfg
LaGrange	10	0.26	9,000	Lagrange	Spectrum Finishing	3211	Sawmills and Wood Preservation
Noble	2	1	NA	Ligonier	AME Swiss Machining	3327	Machine Shops; Turned Product; and Screw, Nut
Noble	2	0.22	0	Albion	B & J Specialty	3333	Commercial and Service Industry Machinery Man
Noble	2	0.6	8,100	Albion	B & J Specialty	3333	Commercial and Service Industry Machinery Man
Noble	6	0	0	Ligonier	BRC Rubber & Plastics Inc	3262	Rubber Product Manufacturing
Noble	120	17.4	60,000	Albion	Busche Enterprise Corp.	3327	Machine Shops; Turned Product; and Screw, Nut
Noble	0	1.5	0	Kendallville	Courier Kendallville Inc.	3231	Printing and Related Support Activities
Noble	0	13	0	Kendallville	Courier Kendallville Inc.	3231	Printing and Related Support Activities
Noble	30	1.25	130,000	Kendallville	Creative Liquid Coatings	3328	Coating, Engraving, Heat Treating, and Allied
Noble	12	1.4	0	Kendallville	Creative Liquid Coatings	3328	Coating, Engraving, Heat Treating, and Allied
Noble	0	NA	NA	LaOtto	Group Dekko Laboratory & Technical Center	5413	Architectural, Engineering, and Related Serv
Noble	58	8	0	Ligonier	Guardian Automotive	3272	Glass and Glass Product Manufacturing
Noble	0	0.29	0	Kendallville	KPC Media Group	5111	Newspaper, Periodical, Book, and Directory Publ.
Noble	3	0.212	0	Kendallville	Lewger Machine and Tool	3335	Metalworking Machinery Manufacturing
Noble	3	NA	8,518	Kendallville	Parkview Noble Hospital	6221	General Medical and Surgical Hospitals
Noble	5	0	0	Ligonier	Pro Tech Metal Finishing Inc.	3328	Coating, Engraving, Heat Treating, and Allied
Noble	10	0.52	135,000	Kendallville	Reliable Production Machining & Welding	3363	Motor Vehicle Parts Manufacturing
Noble	20	0.135	NA	Ligonier	Structural Composites of Indiana	3261	Plastics Product Manufacturing
Noble	105	18.5	50,000	Ligonier	Tenneco Automotive	3363	Motor Vehicle Parts Manufacturing
Steuben	95	10	165,000	Fremont	Autoform Tool & Mfg	3363	Motor Vehicle Parts Manufacturing
Steuben	40	6	18,000	Hamilton	AZZ Galvanizing	3328	Coating, Engraving, Heat Treating, and Allied
Steuben	0	42	126,400	Angola	Cameron Memorial Hospital	6221	General Medical and Surgical Hospitals
Steuben	5	0	0	Angola	Dave's Diesel	3336	Engine, Turbine, and Power Transmission Equip
Steuben	40	0	0	Orland	Diversapack	5619	Other Support Services
Steuben	4	0.7	10,000	Fremont	Fremont Plastics	3391	Medical Equipment and Supplies Manufacturing
Steuben	80	0	0	Angola	Indiana Marine Products	3326	Spring and Wire Product Manufacturing
Steuben	2	1.5	12,000	Hudson	Indiana Northeastern Railroad	4821	Rail Transportation

EXPANSIONS continued

COUNTY	PEOPLE /JOBS	INVESTMENT in Millions	SQ FT	CITY/TOWN	COMPANY	NAICS	COMPANY SECTOR/ PRODUCT
Steuben	6	1	0	Fremont	LaGrange Products	3324	Boiler, Tank, and Shipping Container Manufact
Steuben	100	0	0	Orland	Miller Poultry	3116	Animal Slaughtering and Proc.
Wabash	11	3.1	0	Wabash	Harvey-Industries LLC	3315	Foundries
Wabash	2	0.1967	0	Wabash	Hipsher Tool and Die	3335	Metalworking Machinery Manufacturing
Wabash	200	25.5	1,000,000	Wabash	Living Essentials	3121	Beverage Manufacturing
Wells	0	1.845	0	Bluffton	Almco Steel Products Corp	3321	Forging and Stamping
Wells	70	2.34	0	Ossian	Haven Manufacturing (formerly Hower Tool)	3327	Machine Shops; Turned Product; and Screw, Nut
Wells	1	0.0925	0	Markle	K-K Tool & Design, Inc.	3335	Metalworking Machinery Manufacturing
Wells	2	0.0752	0	Ossian	Linder Oil Co. Inc.	4247	Petroleum and Petroleum Products Merchant Who
Wells	0	0.75	7,500	Bluffton	Metaldyne Corp	3363	Motor Vehicle Parts Manufacturing
Wells	0	0.36	9,000	Ossian	Perma Column	3273	Cement and Concrete Product Manufacturing
Wells	50	0	0	Bluffton	Pretzels, Inc	3119	Other Food Manufacturing
Wells	10	2.5	0	Bluffton	Roembke Manufacturing & Design, Inc.	3335	Metalworking Machinery Manufacturing
Wells	0	0.229	0	Bluffton	Star Engineering & Machine Company	3327	Machine Shops; Turned Product; and Screw, Nut
Whitley	0	1	0	Columbia City	PDQ Workholding Inc.	3335	Metalworking Machinery Manufacturing
Expansion Totals	2,961	\$449.323	2,732,740				
<p>These totals do not include the expansions announced for the intra-NEI moves. As shown in the "New" table, there are 46 jobs that are considered expansions regionally. These moves account for an additional \$26.11 M in investment and this amount is included in the "New" table.</p>							

NA means Not Available.

NEW

COUNTY	PEOPLE /JOBS	Additional Due to Intra NEI Move	INVESTMENT in Millions	SQ FT	CITY/TOWN	COMPANY	NAICS	COMPANY SECTOR/ PRODUCT
Allen	66		7.3	4,000	Roanoke	Android Industries	3363	Motor Vehicle Parts Manufacturing
Allen	36		10.3	48,144	Fort Wayne	Meijer Rx Distribution Center	4931	Warehousing and Storage
Allen	300		4.164	99,575	Fort Wayne	Accelerated Tanks and Trailers	3362	Motor Vehicle Body and Trailer Manufacturing
Allen*	260	35	25.2	110,000	Fort Wayne	Franklin Electric Co., Inc.	5511	Management of Companies and Enterprises
LaGrange	100		NA	NA	Howe	Lippert Components Inc.	3362	Motor Vehicle Body and Trailer Manufacturing
Noble	10		4.36	30,000	Rome City	Precision Medical Technologies Inc.	3391	Medical Equipment and Supplies Manufacturing
Noble	118		1.9	52,800	Kendallville	Wolfpack Chassis LLC	3362	Motor Vehicle Body and Trailer Manufacturing
Noble*	8	1	0.864	NA	Rome City	Momentum Industries LLC	3256	Soap, Cleaning Compound, and Toilet Prep
Steuben	3		NA	NA	Angola	Sandhill Environmental Services	5413	Architectural, Engineering, and Related Serv.
Steuben	2		NA	NA	Fremont	Briali Vineyards & Winery	3121	Beverage Manufacturing
Whitley	106		12.87	30,000	Columbia City	Impact CNC LLC	3327	Machine Shops; Turned Product; and Screw, Nut
Whitley	22		7	20,000	Columbia City	Indiana Materials Proc.g LLC	3311	Iron and Steel Mills and Ferroalloy Mfg
Whitley*	NA	10	0.05	NA	Columbia City	Solstice Medical LLC	3345	Navigational, Measuring, Electromedical
New Employment with Intra-NEI moves	763 new +46 due to intra NEI		74.008	394,519				

*Indicates NEI Intra-move

NA means Not Available.

APPENDIX C- NAICS CODES

NAICS codes (North American Industry Classification System) are used in classifying business establishments for the purposes of collecting, analyzing, and publishing statistical data related to the U.S. Business economy, and are the standard used by Federal agencies. NAICS is a two-through six-digit hierarchical classification system, with the classification becoming increasingly more detailed as more digits are used. The first 2 digits of the NAICS code identify the economic sector. For example, educational services are in sector 61, health services in 62. The third digit is the subsector; for example 621 is Ambulatory Health Care Service, and the fourth digit designates the industry group. For example, 6213 indicates the Offices of Other Health Practitioners. There are five and six- digit NAICS for more detailed information. In this report, the highest degree of detail used is 4-digit NAICS. The following indicate the most common three-digit NAICS used in this report.

Manufacturing Sectors (31-33)

311 Food Manufacturing
312 Beverage and Tobacco Product Mfg
313 Textile Mill
314 Textile Product Mills
315 Apparel Manufacturing
316 Leather and Allied Product Mfg
321 Wood Product Manufacturing
322 Paper Manufacturing
323 Printing and Related Support Activities
324 Petroleum and Coal Products Mfg
325 Chemical Manufacturing
326 Plastics and Rubber Products Mfg
327 Nonmetallic Mineral Product Mfg
331 Primary Metal Manufacturing
332 Fabricated Metal Product Mfg
333 Machinery Manufacturing
334 Computer and Electronic Product Mfg
335 Electrical Equipment, Appliance, Component Mfg
336 Transportation Equipment Manufacturing
337 Furniture and Related Product Manufacturing
339 Misc Mfg

Other Sectors

112 Animal Production
236 Construction of Buildings
238 Specialty Trade Contractors
423 Durable Good Merchant Wholesl.ers
424 NonDurable Good Merchant Wholesl.ers
441 Motor Vehicle and Parts Dealers
484 Truck Transportation
488 Support Activities for Transportation
491 Postal Services
493 Warehousing and Storage (and used for Distribution)
511 Publishing Industries
515 Broadcasting except Internet
517 Telecommunications
522 Credit Intermediation
524 Insurance Carriers
541 Professional, Scientific, Technical Services
561 Administrative and Support Services
621 Ambulatory Health Care Services
622 Hospitals
623 Nursing and Residential Care Facilities
811 Repair and Maintenance

For more information, reference the NAICS website at the US Census Bureau website:
<http://www.census.gov/eos/www/naics/> or contact our office for more information
(<http://new.ipfw.edu/centers/cri/contact/>).

APPENDIX D- INTRA NEI MOVES

- Solstice Medical
 - Solstice Medical moved from Allen County to Whitley County. The number of jobs transferring is unknown, but the company was adding an additional 10 jobs.
- Momentum Industries LLC
 - Momentum Industries is moving from Allen County to Whitley County with all 7 jobs transferring. The company is hiring one additional worker and making a capital investment to purchase an existing facility.
- Franklin Electric
 - Franklin Electric began construction on a new facility in Allen County that will serve as the company's headquarters this year. The corresponding closing event has not taken place in Wells County. The company is transferring all 225 jobs and will be creating another 35 jobs that are new to the region.
- Greatbatch Medical
 - Greatbatch Medical closed in Whitley County in June of 2012 when the company's new facility in Allen County opened. All 105 jobs transferred to the new location. Greatbatch Medical was reported as a 'New' event in 2011 as construction began on the new facility in 2011. The company is creating 76 new jobs.