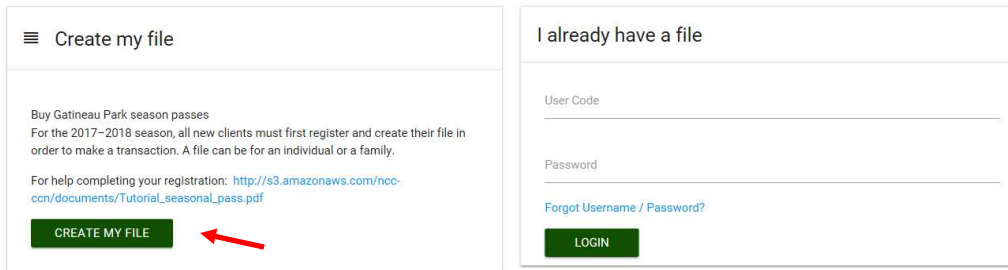


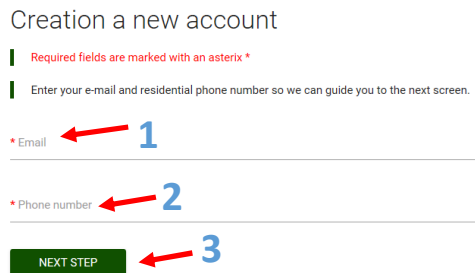
# PURCHASE OF A SEASON PASS

## CREATE YOUR FILE


1. On the home page, you will find the option "Create my file". Click on "**Create my file**". If you already have a file, you can log in by choosing "**I already have a file**".



2. After clicking on "**CLICK HERE**", the window below will appear to allow you to create your username. Enter an **email address (1)** and a **residential phone number (landline or cell phone) (2)** and click on **next step (3)**.



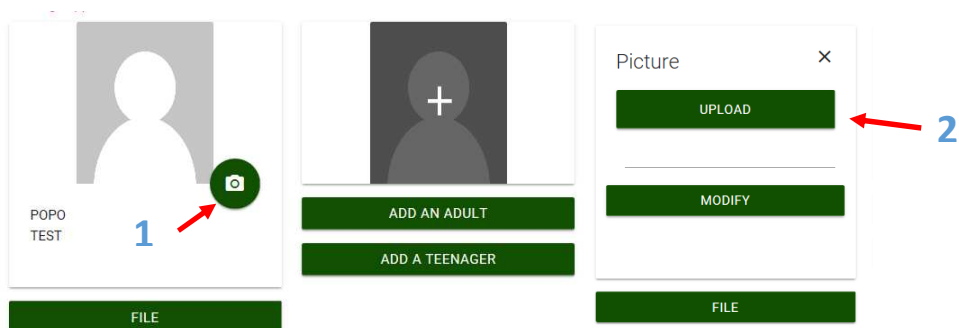
3. The following window will appear to allow you to complete the creation of your username. Enter a **username (1)** and **password (2a and 2b)** of your choice. Then you will have to select a **secret question** from the scroll-down menu (**3**) (scroll down the menu using your mouse) and give an **answer** to this question (**4**) in case you forget your password.



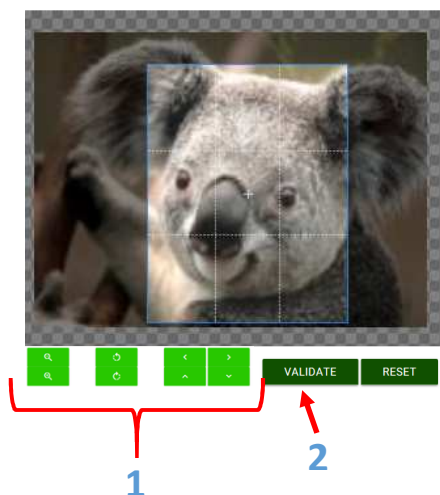
After choosing your secret question, you will be prompted to enter your personal information (further down on the same page). Once all the information has been entered, click on "Confirm" at the bottom of the page (if any fields were missed or incorrectly filled in, a note will appear and you can modify your answers before resubmitting). You will then see the window "My folder" which will allow you to upload the required photo.

## UPLOAD YOUR PHOTO

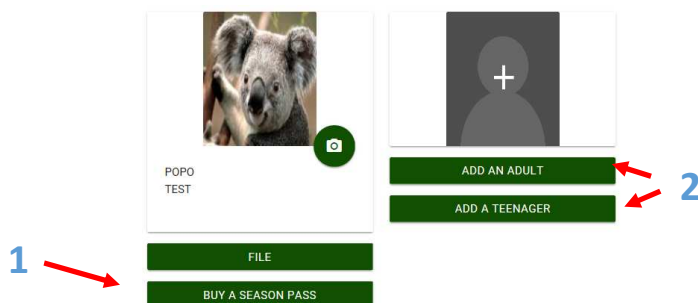
1. It is necessary to have a clear picture of you on your seasonal pass. To download, click on the **camera icon (1)**. Then click on the **"Upload"** button **(2)** and fetch your photo file in your computer. Proceed to downloading by double clicking on the photo (or 1 click on the picture + 1 click on "open"). The message "Recorded picture" will appear. Click on **"OK"**.



You will then see the following screen, with your photo and various green buttons **(1)**, allowing you to modify it. Make sure it is right in the space provided and click on **"Validate"** **(2)**. If you are satisfied with the result, click on **"Save"**.



2. Once your file has been completed and your photo has been uploaded, you will see the option **"BUY A SEASONAL PASS"** **(1)**. If you wish to add members to your family file, it is time to do so by choosing the option **"ADD AN ADULT"** **(2)** or **"ADD A TEENAGER"** **(2)**. Otherwise, click on **"BUY A SEASONAL PASS"** **(1)** Please note that the family discount will be calculated automatically once the passes are added to the shopping cart.



## BUY YOUR SEASONAL PASS

1. After clicking on "BUY A SEASONAL PASS", simply click and select the "NAME OF SEASON PASSHOLDER" (1) you want to buy a pass and then select the season pass you wish to buy (2) and click on "Add". **Note that the cross-country skiing pass also includes access to snowshoeing and snowbiking tracks, it is not necessary to obtain these two passes if you practice these activities.**

Season pass

Name of season passholder  
popo Test 1 →

[Expand all](#) | [Collapse all](#)

GROUPS
SNOWSHOEING & SNOWBIKING <span style="float: right;">2 ←</span>
CROSS-COUNTRY SKIING

2. Once you have selected the desired pass for all the members of your family, click on the shopping cart (top right) (1) to confirm your order. Then click on "CHECKOUT".

Season Passes  
Client Services  
819-827-2020 | 1-866-456-3016

1 →

Cart 1 My account

Create your file > Upload a photo > Buy a season pass > Pay > Confirm

At that time, the next page will open. To be able to finalize your transaction and proceed to the next step, you will have to confirm that you have read and understood the terms and conditions, by checking the box provided for this purpose. Then click "Checkout" (1)

Cart

Registrations balance to pay: 162.50\$		
Other		
Season pass	Fee	
Mailing costs	2.50\$(Taxes included)	
Season pass		
popo Test	Fee	
Dates	160.00\$(Taxes included)	
Season pass		
Cross country		
Total pages: 160.00\$ (Taxes included) Total: 162.50\$ (Taxes included)		

1 → [PROCEED TO CHECKOUT](#)

3. Before leaving the page, make sure that your payment has been accepted.

**If you are experiencing difficulties in purchasing your pass, please contact Services récréatifs Demsis inc. directly at 819 827-2020, choose option 3 in the English menu, or visit the Gatineau Park Visitor Centre at 33, Scott Road in Chelsea.**