



Commissioners

JEFF DAVIS
Chairman

CONNIE MURRAY

ROBERT M. CLAYTON III

TERRY JARRETT

KEVIN GUNN

Missouri Public Service Commission

POST OFFICE BOX 360
JEFFERSON CITY MISSOURI 65102
573-751-3234
573-751-1847 (Fax Number)
<http://www.psc.mo.gov>

WESS A. HENDERSON
Executive Director

DANA K. JOYCE
Director, Administration and
Regulatory Policy

ROBERT SCHALLENBERG
Director, Utility Services

NATELLE DIETRICH
Director, Utility Operations

COLLEEN M. DALE
Secretary/Chief Regulatory Law Judge

KEVIN A. THOMPSON
General Counsel

May 7, 2008

Jon Lower
Oliver Technologies, Inc.
467 Swan Avenue
Hohenwald, TN 38462

Re: Anchor Approvals

Dear Mr. Lower:

Enclosed is a copy of the Missouri anchor approval letter showing approval of Models OT3646BPC Cap Anchor, OT3646BPZ Cap Anchor with Compression Disc, OT4244BP Auger Anchor with a OTMSBP2 - 11" Stabilizer Plate, OT3044BPC Cap Anchor & the OT3044BPZ Cap Anchor with Compression Disc.

As indicated by the test results these anchors are approved for Missouri when installed according to the installation instructions in the soils listed on the anchor approval letter.

If you have any questions please feel free to contact me at 573-526-2833.

Respectfully,

A handwritten signature in black ink, appearing to read "Gene Winn".

Gene Winn
Inspector Supervisor
Manufactured Housing
and Modular Units Program

C: File



Commissioners

STEVE GAW
Chair

CONNIE MURRAY

ROBERT M. CLAYTON III

JEFF DAVIS

LINWARD "LIN" APPLING

Missouri Public Service Commission

POST OFFICE BOX 360
JEFFERSON CITY MISSOURI 65102
573-751-3234
573-751-1847 (Fax Number)
<http://www.psc.mo.gov>

ROBERT J. QUINN, JR.
Executive Director

WESS A. HENDERSON
Director, Utility Operations

ROBERT SCHALLENBERG
Director, Utility Services

DALE HARDY ROBERTS
Secretary/Chief Regulatory Law Judge

DANA K. JOYCE
General Counsel

December 28, 2004

Scott Oliver
Oliver Technologies
467 Swan Avenue
Hohenwald, TN 38462

Dear Mr. Oliver:

Per your request the proposed changes have been made to your anchor letter. If you have any questions please feel free to call.

Respectfully,

A handwritten signature in black ink, appearing to read "Gene Winn", written over a horizontal line.

Gene Winn
Inspector Supervisor
Manufactured Housing
and Modular Units Program

**Missouri Public Service Commission
Manufactured Housing Program
Approval of Anchoring Systems**

OLIVER TECHNOLOGIES, INC.

800-284-7437

MODEL MARK	DESCRIPTION	SOIL TYPE
OTFT 1	Auger anchor frame tie strap	
OTMSP 2	Auger anchor 12" stabilizer plate	
OTCAP 1	Auger anchor stabilizer cap	
OT36CDP	30" cross drive anchor	Solid rock only
OTCAWP	Wet set concrete anchor	Concrete only
OTCADP	Dry set concrete anchor	Concrete only
OT3044AP (5/8)	5/8"X30" / double 4" helix / with 12" stabilizing plate (OTMSP2)	400 in. lbs. and above
OT3044BP (3/4)	3/4"X30" / double 4" helix / with 12" stabilizing plate (OTMSP2)	400 in. lbs. and above
OT3044BP (3/4)	3/4"X30" / double 4" helix / with stabilizing cap (OTCAP1)	475 in. lbs. and above
OT3646BP (3/4)	3/4"X36" / 4" and 6" helix / with stabilizing cap (OTCAP1)	300 in. lbs. and above
OT486AP (5/8)	5/8"X48" / 6" helix / with 12" stabilizing plate (OTMSP2)	300 in. lbs. and above
OT486BP (3/4)	3/4"X48" / 6" helix / with 12" stabilizing plate (OTMSP2)	300 in. lbs. and above
1100 I "V" System	Lateral / Longitudinal Foundation System	*
1100 IT "V" System	Lateral Foundation System	*
1100 IC "V" System	Lateral Longitudinal Foundation System for wet/dry concrete	Concrete Only *
1100 ITC "V" System	Lateral Foundation System for wet/dry concrete	Concrete Only *
OTSFT	Swivel Frame Tie	
OTLT	Longitudinal Beam Clamp	
OT3646BPC Cap Anchor	3/4" X 36" Auger Anchor with (1) 4" Disc and (1) 6" Disc	320 in. lbs. and above
OT3646BPZ Cap Anchor with Compression Disc	3/4" X 36" Auger Anchor with (1) 4" Disc and (1) 6" Disc & (1) 4" Compression Disc	320 in. lbs. and above
OT4244BP Auger Anchor	3/4" X 42" Auger Anchor with (2) 4" Disc and with a OTMSBP2 (11" Stabilizer Plate)	320 in. lbs. and above
OT3044BPC Cap Anchor	3/4" X 30" Auger Anchor with (2) 4" Disc	449 in. lbs. and above
OT3944BPZ Cap Anchor with Compression Disc	3/4" X 30" Auger Anchor with (2) 4" Disc & (1) 4" Compression Disc	449 in. lbs. and above

Standards For Installation:

1. Anchors and all components must be installed per manufacturer's instructions.
2. Anchors are approved for designated soil type only.
3. Consult manufactured home set up instructions for number of frame tie downs, over the roof tie downs, and tie down spacing.

* Foundation brace systems and components approved per anchor manufacturers installation instruction.

* Requires ground anchors approved for the soil classification within two feet of each corner of all single section homes.

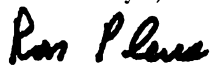
* In addition when systems are used on any home any shear wall anchors, marriage line anchors, etc. must be installed per the mfr. instructions and the anchors must be approved for the soil.

*Ground Set Pans required to be set with top of pan at frost grade & can not be installed in soil under 200 inch lbs.

Soil Classifications: (1) Solid Rock, (2) 550+ inch lbs, (3) 350-549 inch lbs, (4) 200-349 inch lbs, under 200 inch lbs unclassified soil.

*** This system must be approved for use by the home manufacturer.**

DATE: May 7, 2008



Ron Pleus

Manager

Manufacturer Housing and Modular Units Program

February 21, 2003

Oliver Technologies, Inc
467 Swan Avenue
Hohenwald, TN 38462

RAD-3255

Re: Test Report RAD-3255
Model OTQC Quick Connector

At the request of Oliver Technologies, Inc.(OTI), Ray Tucker, P.E. supervised and witnessed load tests on the OTI Model OTQC Quick Connector

Tests were conducted at Tri-State Testing Services, Memphis, Tennessee and the results are documented in their test report LO-26984-4, dated February 5, 2003. That report is appended as an integral part of this report.

Tests were conducted in accordance with the requirements set forth by the State of Florida, Department of Highway Safety and Motor Vehicles, Division of Motor Vehicles (Chapter 15C-1). Tests were witnessed by Wayne Jordan representing the Department.


A total of 6 tests were conducted: three each with a grade 5 bolt inserted into the connector bolt hole, and three each without a bolt.

For each test, the quick connector was loaded to 4725 pounds (3150 pounds plus 50% overload). Loading was then continued until an additional 10 % overload was reached or failure occurred. As shown in the attached test report, the 10% overload of 5200 pounds was achieved without failure. Therefore, the device meets the requirements of the State of Florida, Department of Highway Safety and Motor Vehicles, Division of Motor Vehicles (Chapter 15C-1) Section, and of 3280.306(f) of the Federal Manufactured Home Construction and Safety Standards.

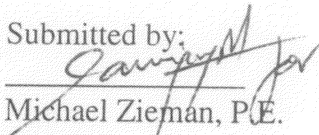
Sincerely,

RADCO

R. F. Tucker
Consultant



Submitted by:


Michael Ziemann, P.E.
President