



APPLICATION FOR STANDARD PLAN APPROVAL
Building Component
 (SEE REVERSE SIDE FOR INSTRUCTIONS ON COMPLETING THIS FORM)

SECTION 1. Check appropriate box(es):

Standard Plan Approval (SPA) Requested: Accessory Building or Structure Foundation System Engineered Tiedown System

Type of Accessory Building or Structure: Awning Cabana Porch Garage Enclosure Carport Ramada Other Storage Building
ABS Wedge

Service Requested: New Application Renewal Resubmission Revision Change of Name/Ownership

Type of Unit: Manufactured Home/Mobilehome Commercial Modular

Drawing Number: AIT-06-1009
 Model Number: 2410
 Product Name: ABS Wedge

BP
 Standard Plan Approval Number
 (If previously issued by the Department)
BP-13-01

DEPARTMENT USE ONLY	
Collection No.	<u>5708565</u>
Date	<u>3/10/09</u>
Application Fee \$	
Renewal Fee \$	<u>203-</u>
Resubmission Fee \$	
Revision Fee \$	
Change of Name/Ownership \$	
Plan Approval Fee (First Hour) \$	
Other	
TOTAL	<u>203-</u>

SECTION 2. APPLICANT INFORMATION

Applicant Name: Oliver Technologies INC Telephone Number: 931-796-4555
 Address: 467 Swan Ave P.O. Box 9 City: Hohenwald TN Zip: 38462
 Architect/Engineer Name: Glenn Harbow Telephone Number: 901-458-8784
 Address: 3440 Macon Rd City: Memphis TN Zip: 38122
 License/Registration Number: 00106410


SECTION 3. APPLICANT CERTIFICATION

I hereby certify: (1) that the information I have provided is correct; (2) and that I will ensure that the manufacture and/or construction of this system is in compliance with the approved plan and the applicable provisions of Title 25, California Code of Regulations, Division I, Chapter 2. or 2.2. I understand that failure to comply with the terms of approval shall be cause for cancellation of the Standard Plan Approval.

Executed on 3/25/09 at Memphis, TN
(Date) (City) (State)
 Signature: Will Jackson Print Name: Will Jackson

NOTE: Standard Plan Approval is valid only when the design is suitable for the locality. Two (2) copies of the approved plan shall be provided with each foundation system or engineered tiedown system sold, for the purpose of obtaining a permit to construct from the enforcement agency.

Date Approved	<u>4/9/09</u>	DEPARTMENT USE ONLY	Standard Plan Approval Number	<u>13-01</u>	Expiration Date	<u>4/9/2011</u>
Approved By:	<u>Andrew</u>					
The Approved plans have been:	<input checked="" type="checkbox"/> Returned to the applicant <input type="checkbox"/> Withheld pending payment of fees <input type="checkbox"/> Other					
Comments:	<u>Renewal</u>					



AMERICAN

INDUSTRIAL TESTING

& ANALYTICAL LABORATORIES

State of California
Department of Housing and Community Development
Division of Codes and Standards
9342 Tech Center Dr. Suite 550
Sacramento, CA 95826
Phone: (916) 255-2501

Attention: Alvina Kidwell, District Representative II
Northern Area Office Plan Review Section

We hereby submit the attached report for an ABS wedge for use with a Mobile Home Load Bearing Support, referenced as Listing Number AIT-06-1009.


The ABS wedges were manufactured by:

Oliver Technologies Inc.
467 Swan Ave.
P.O. Box 9
Hohenwald, TN. 38462

We respectfully request approval to California Administrative Code, Title 25, Section 1334 and 1336.4


Respectfully Submitted,
American Industrial Testing


Will Jackson
Assistant Manager



9 pages

HCD → BP13-01
4/9/09



AMERICAN
INDUSTRIAL TESTING
& ANALYTICAL LABORATORIES

December 21, 2006

Oliver Technologies, Inc.
467 Swan Avenue
P.O. Box 9
Hohenwald, TN. 38462
Phone: (931) 796-4555
Fax: (931) 796-8811

ATTENTION: Mr. Scott Oliver

SUBJECT: Performance Testing of Oliver Technologies Inc. ABS wedge

ITEM DESCRIPTION: ABS wedge (3 1/2" x 6" x 1")
Current Listing Number (AIT-06-1009)
Previous Listing Number (2410)

METHOD OF IDENTIFICATION: See attached drawing

TEST DATE: December 18, 2006

This ABS Wedge was previously approved in the State of California and referenced under listing number 2410 by a different testing agency. At this time American Industrial Testing on behalf of Oliver Technologies Inc. is resubmitting this pad to the State of California and will be referenced under listing number AIT-06-1009.

Test Methodology: The ABS wedge was tested in the extreme upper and extreme lower temperature ranges to see if the load capacity or coefficient of friction would be compromised. This wedge was manufactured and supplied to us by Oliver Technologies Inc. This Performance Test comprised of a visual inspection upon receipt of this product, a load test, and a review of your quality control program.

This Performance test was performed per the protocol while simulating the application this product would be used in when installed on a manufactured home. These tests were

Report No. LO-FJ90021-J

MOBILEHOME & ACCESSORY STRUCTURE BUILDING COMPONENT
HEALTH AND SAFETY CODE, DIVISION 13, PART 2
APPROVED

SUBJECT TO CORRECTIONS NOTED
Approval does not authorize or approve any omission or deviation
from requirements of applicable State laws and regulations.

STATE OF CALIFORNIA
DEPARTMENT OF HOUSING AND COMMUNITY DEVELOPMENT
DIVISION OF CODES AND STANDARDS

By Blidwell Date 4/9/09
(signature)

BP NO. 13-01

This Approval Expires 4/9/2011

9 pages

performed using a simulated CMU pier and three and one half (3 1/2") inch beam, used in conjunction with a hydraulic compression machine.

The Compression Test that was performed on the ABS wedges consisted of using six different pairs of ABS wedges.

The first series of tests was an extreme lower temperature test. This test was conducted after the three ABS wedges had reached a temperature of negative ten (-10) degrees which was maintained for twenty-four (24) hour period. These ABS wedges were left in this cold environment and only removed immediately prior to the actual load being applied.

The second series of test was an extreme upper temperature test. This test was conducted after the ABS wedge had reached a temperature of one hundred ten (110) degrees, which was maintained fro a twenty-four (24) hour period. These ABS wedges were left in this hot environment and only removed immediately prior to the actual load being applied.

During this test there were a total of ten (10) hold points per set of ABS wedges. These hold points were held for a time of one minute. Loads were applied in two thousand (2,000) pound increments up to twenty thousand (20,000) pounds.

The Quality Control Review was performed to verify acceptable tolerances and review the QC Program that you already have in place.

HCD → BP 13-01

4/9/09

RESULTS: All technical data that was recorded during testing is provided in the chart below.

C-1

Load Applied	Hold Time	Temperature	Results
2,000	1 min.	-10	Acceptable
4,000	1 min.	-10	Acceptable
6,000	1 min.	-10	Acceptable
8,000	1 min.	-10	Acceptable
10,000	1 min.	-10	Acceptable
12,000	1 min.	-10	Acceptable
14,000	1 min.	-10	Acceptable
16,000	1 min.	-10	Acceptable
18,000	1 min.	-10	Acceptable
20,000	1 min.	-10	Acceptable

C-2

Load Applied	Hold Time	Temperature	Results
2,000	1 min.	-10	Acceptable
4,000	1 min.	-10	Acceptable
6,000	1 min.	-10	Acceptable
8,000	1 min.	-10	Acceptable
10,000	1 min.	-10	Acceptable
12,000	1 min.	-10	Acceptable
14,000	1 min.	-10	Acceptable
16,000	1 min.	-10	Acceptable
18,000	1 min.	-10	Acceptable
20,000	1 min.	-10	Acceptable

C-3

Load Applied	Hold Time	Temperature	Results
2,000	1 min.	-10	Acceptable
4,000	1 min.	-10	Acceptable
6,000	1 min.	-10	Acceptable
8,000	1 min.	-10	Acceptable
10,000	1 min.	-10	Acceptable
12,000	1 min.	-10	Acceptable
14,000	1 min.	-10	Acceptable
16,000	1 min.	-10	Acceptable
18,000	1 min.	-10	Acceptable
20,000	1 min.	-10	Acceptable

HCD → BP13-01
Mc 4/9/09

H-1

Load Applied	Hold Time	Temperature	Results
2,000	1 min.	110	Acceptable
4,000	1 min.	110	Acceptable
6,000	1 min.	110	Acceptable
8,000	1 min.	110	Acceptable
10,000	1 min.	110	Acceptable
12,000	1 min.	110	Acceptable
14,000	1 min.	110	Acceptable
16,000	1 min.	110	Acceptable
18,000	1 min.	110	Acceptable
20,000	1 min.	110	Acceptable

H-2

Load Applied	Hold Time	Temperature	Results
2,000	1 min.	110	Acceptable
4,000	1 min.	110	Acceptable
6,000	1 min.	110	Acceptable
8,000	1 min.	110	Acceptable
10,000	1 min.	110	Acceptable
12,000	1 min.	110	Acceptable
14,000	1 min.	110	Acceptable
16,000	1 min.	110	Acceptable
18,000	1 min.	110	Acceptable
20,000	1 min.	110	Acceptable

H-3

Load Applied	Hold Time	Temperature	Results
2,000	1 min.	110	Acceptable
4,000	1 min.	110	Acceptable
6,000	1 min.	110	Acceptable
8,000	1 min.	110	Acceptable
10,000	1 min.	110	Acceptable
12,000	1 min.	110	Acceptable
14,000	1 min.	110	Acceptable
16,000	1 min.	110	Acceptable
18,000	1 min.	110	Acceptable
20,000	1 min.	110	Acceptable

HCD → BP13-01
Joe 4/9/09

The Performance Test of listing number AIT-06-1009 had acceptable results. As shown in the above data no failure occurred in the ABS wedges during the compression test. Loading was terminated at twenty thousand (20,000) pounds, which was the pre-determined termination load. The minimum acceptable load was determined to be twelve thousand (12,000) pounds.

If we can answer any questions concerning this report or be any further assistance feel free to give us a call.

Respectfully Submitted,
American Industrial Testing



Will Jackson
Assistant Manager



HCD → BP13-01
file 4/9/09

December 21, 2006
Listing No. AIT-06-1009

Quality Control Program

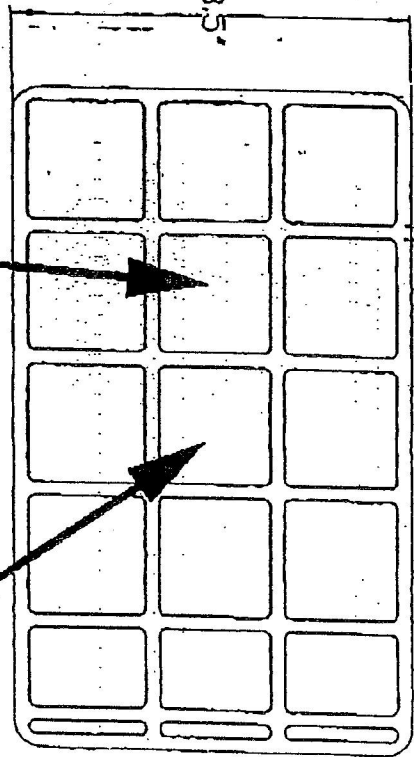
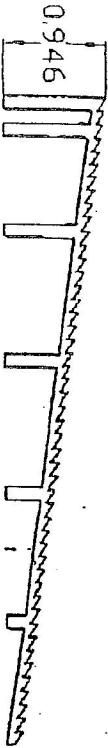

The quality control program for the manufacture of the ABS wedge would be accomplished as follows.

The ABS wedge would be sampled at the place of manufacture on the basis to one wedge for each 1000 units manufactured for distribution in California. The wedges would be randomly sampled, measured and tested for conformance to the listing card. The sample would be tested in our compression machine (QC-400, 400,000 pound capacity). The sample shall support a load of at least 3 times the rated working load; this load shall be repeated 3 consecutive times with the deflection data averaged. The average of these three loads with a 300% safety factor would substantiate the old listing or a revised listing would be requested.

The ABS wedge will be identified with the following information molded into the support.

Oliver Technologies, Inc.
Listing No. AIT-06-1009
Vertical Load Capacity 8,000 lbs
CA - 6,600 lbs

HCD → BP 13-01
AK 4/2/09 ①



0.125°/
0.110°
TYP.

Testing Companies:
~~Tri-State Testing Services~~
Memphis, TN &
PCI San Diego, CA

Listing# 1055-27

American Industrial Testing
Memphis, TN Listing # AIT-06-1009
PLI San Diego, CA Listing # 1055-27
Vertical load capacity 8,000 ~~2500~~
CA - 6,600 ~~3000~~

DIMENSION VERIFICATION ONLY


DESCRIPTION OF CHANGES DATE
OLIVER TECHNOLOGIES, INC.
FAB. WORK BY
HSC/VAL/D. BY
PENDING (S2) 7/6-1/09
PAX. G2M 7/6-2009

TITLE	OLIVER TECHNOLOGIES, INC.	AND S204
MODEL	ABS PLASTIC WEDGE	FIELD NAME
MODEL ABS PLASTIC WEDGE		RAWING NUMBER
		ABS-PV

HCD → BP 13-01
Dca 4/9/09



MANUFACTURED HOUSING FOUNDATION SYSTEMS



A DIVISION OF

OLIVER TECHNOLOGIES, INC.

ABS Wedge Installation Instructions

Model #2410

1. Install the pier per Home Manufacturer Instructions and/or Authority having jurisdiction.
2. Center the pair of OTI ABS Wedges on a OTI Cap Board or other approved capping material. When the OTI ABS Wedges are used as an I-Beam main frame support, the long dimension of the OTI ABS Wedges shall be placed perpendicular to the I-Beam main frame. When the OTI ABS Wedges are used with a perimeter pier, install the OTI ABS Wedges with the long dimension parallel to the perimeter rail.
3. Drive the OTI ABS Wedges tight by hitting the exposed (flat) side of the wedge with a hammer as needed.
4. The OTI ABS Wedges are designed with a saw tooth (serrated) surface to lock together at the desired height without working loose over time.

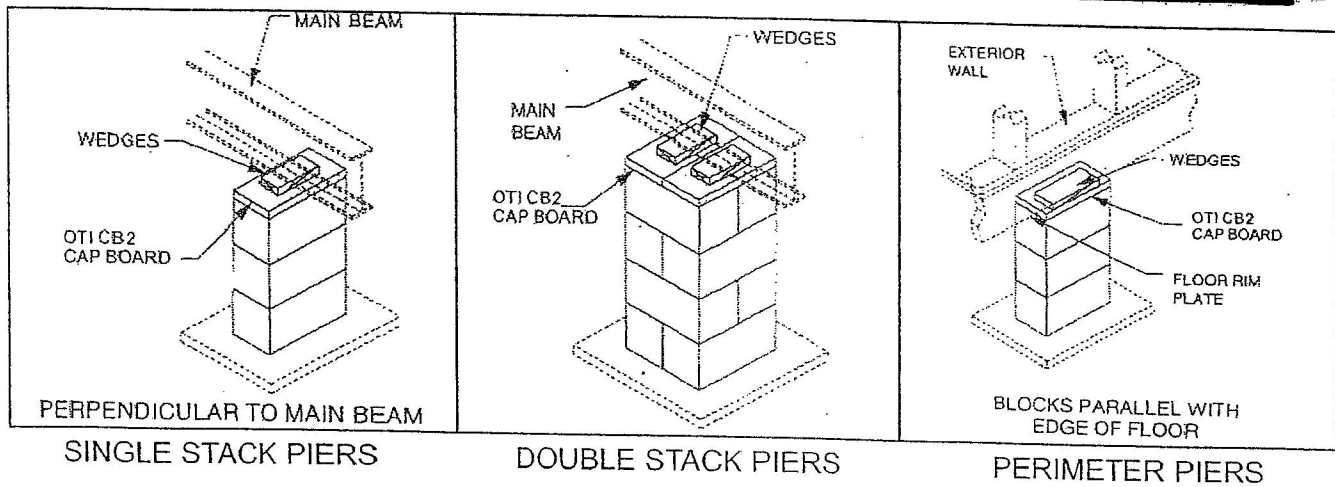
NOTES:

A: The OTI ABS Wedges are always to be used in pairs.

B: For the removal of OTI ABS Wedges, place a hydraulic jack on a level surface next to the pier. Raise the I-Beam slightly and either remove or reset wedges. Then carefully release the jack.

C: The maximum height of the pair of OTI ABS Wedges is not to exceed 1".

D: Vertical Load Capacity is 8,000 lbs. In California Load Capacity is 6,600 lbs.
revised date 1/15/07



467 Swan Ave.
P.O. Box 9
Hohenwald, TN 38462

olivertechnologies.com

Toll Free: 1-800-284-7437
Phone: 931-796-4555
Fax: 931-796-8811

HCD → BP 13-01
ALL 4/9/09 @