



## *A Century of Hubs Basketball*

# 2021 North Hagerstown Basketball Media Guide



Williamsport  
2.26



Clear Spring  
3.1



Hancock  
3.3



Smithsburg  
3.5



Boonsboro  
3.10



South Hagerstown  
3.12

## 2021 North Hagerstown Hubs Basketball Schedules

Type	Level	Day	Date			Opponent	Location	Time
Scrimmage	JV	Monday	February	22	at	South Hagerstown	Rebel Fieldhouse	5:30 PM
Scrimmage	Varsity	Monday	February	22	at	South Hagerstown	Rebel Fieldhouse	7:00 PM
Game #1	Freshman	Friday	February	26	at	Williamsport	Williamsport HS	4:30 PM
Game #1	JV	Friday	February	26	at	Williamsport	Williamsport HS	6:00 PM
Game #1	Varsity	Friday	February	26	at	Williamsport	Williamsport HS	7:30 PM
Game #2	Freshman	Monday	March	1	vs	Williamsport	Hub Arena	4:30 PM
Game #2	JV	Monday	March	1	vs	Williamsport	Hub Arena	6:00 PM
Game #2	Varsity	Monday	March	1	vs	Clear Spring	Hub Arena	7:30 PM
Game #3	Freshman	Wednesday	March	3	at	Boonsboro	WarriorDome	4:30 PM
Game #3	JV	Wednesday	March	3	at	Boonsboro	WarriorDome	6:00 PM
Game #3	Varsity	Wednesday	March	3	vs	Hancock	Hub Arena	6:00 PM
Game #4	Freshman	Friday	March	5	at	Smithsburg	Smithsburg Coliseum	4:30 PM
Game #4	JV	Friday	March	5	at	Smithsburg	Smithsburg Coliseum	6:00 PM
Game #4	Varsity	Friday	March	5	at	Smithsburg	Smithsburg Coliseum	7:30 PM
Game #5	Freshman	Wednesday	March	10	at	Boonsboro	WarriorDome	4:30 PM
Game #5	JV	Wednesday	March	10	at	Boonsboro	WarriorDome	6:00 PM
Game #5	Varsity	Wednesday	March	10	at	Boonsboro	WarriorDome	7:30 PM
Game #6	JV	Friday	March	12	vs	South Hagerstown	Hub Arena	5:30 PM
Game #6	Varsity	Friday	March	12	vs	South Hagerstown	Hub Arena	7:00 PM










### Arena Locations

Hub Arena - North Hagerstown HS  
 Rebel Fieldhouse - South Hagerstown HS  
 WarriorDome - Boonsboro HS  
 Smithsburg Coliseum - Smithsburg HS

# 2021 Primary Basketball Logo



## Basketball Logos through the Years

				
1920-1956	1956-1970	1970-1978	1978-1982	1983-1987
				
1987-1994	1994-1998	1998-2002	2002-present	



### DID YOU KNOW?



*Two North players have been named to the All-State Tournament Team.*

*In 1972 Hubs senior John Smothers was named to the Maryland All-State Tournament Team after leading the Hubs to the 1972 Class A State Title.*

*Kenny Keyes became the second North player named to the prestigious team in 1977, after leading North to the State Finals before falling to Woodward in the Championship Game.*



# OUR HOME HUB ARENA



*Herald-Mail Article from December 11, 1958*

## New North High Gymnasium To Be Unveiled In Game Saturday Night

### Ultra-Modern Gym Will Seat Over 2,000 Fans

Hubs Will Entertain Fort Hill In Their Inaugural Basketball Tilt On New Floor, One Of Finest In Maryland

One of the largest crowds ever to see an indoor sporting event in Western Maryland is expected to be on hand Saturday night when the North Hagerstown High School basketball team entertains Fort Hill of Cumberland in a CVAL contest.

It will be the first game ever played in the new North High gymnasium, an ultra-modern basketball palace which rates second to none among the schoolboy arenas in the state of Maryland.

Although no special dedication ceremonies are planned for the inaugural tilt, it is very likely that the new gym will be packed to overflowing for the unveiling.

Herbert C. Logsdon, North High principal, announced today that work is being rushed on completing the job of installing bleachers in the new gym.

"We will have a seating capacity of over 2,000 in our permanent bleachers," Logsdon pointed out, "and we are hoping to have enough seats installed to accommodate at least 1,400 fans for Saturday's opener."

The North High principal is also keeping his fingers crossed in hopes that the new electric scoreboard will arrive in time to be used for the inaugural.

The meeting between the Hubs and Fort Hill looms as a "natural" attraction for the unveiling of the North High gym.

### Baylor In Market For New Coach

To Resign As  
Sam Boyd Forced  
Football Mentor

By HAROLD V. RATLIFF  
WACO, Tex. (AP)—Baylor University started out to rebuild its athletic department today with Sam Boyd's resignation as head football coach, completing a sweep of its two highest offices. Boyd gave up under pressure Wednesday. He handed in his resignation just before a meeting of the Baylor Board of Trustees at which a decision was to be made. Everybody expected that he would be fired because of two losing seasons. His teams finished on the bottom of the Southwest





# Hub Arena Facts

<b>Name:</b>	Hub Arena
<b>Opened:</b>	1958
<b>First Game:</b>	December 13, 1958
	defeated Fort Hill 59-40
<b>Capacity:</b>	Approx. 1300
	Largest high school arena
	in Western Maryland
<b>Seating:</b>	Bleachers

# Hub Arena Records

Hub Arena Single-Game Records - Team			
Record		Team	Opponent
<b>Most Points, Game:</b>	109	North Hagerstown	vs Greencastle, 12/6/67
<b>Most Points, Half:</b>	60	North Hagerstown	vs Boonsboro, 2/19/91
<b>Most Points, Quarter:</b>	38	North Hagerstown	vs Boonsboro, 2/19/91
<b>Least Points Allowed, Game:</b>	20	North Hagerstown	vs Westminster, 12/20/60
<b>Least Points Allowed, Half:</b>	5	North Hagerstown	vs Clear Spring, 1/13/05
<b>Least Points Allowed, Quarter:</b>	2	North Hagerstown	several times
<b>Largest Margin of Victory:</b>	68	North Hagerstown (109) vs Greencastle (41), 12/6/67	
<b>Largest Margin of Defeat:</b>	38	North Hagerstown (52) vs Flint Hill (90), 2/8/89	
<b>Most Rebounds:</b>	60	North Hagerstown	vs Greencastle, 12/6/67
<b>Most Assists:</b>	33	North Hagerstown	vs Catocin, 12/14/00
<b>Most Total Field Goals Made:</b>	51	North Hagerstown	vs Westminster, 1/11/72
<b>Most Three-Pointers Made:</b>	12	North Hagerstown	vs Williamsport, 2/15/91
<b>Most Free Throws Made:</b>	32	North Hagerstown	vs Linganore, 12/18/85
<b>Longest Game:</b>	4 OTs	North Hagerstown (99) vs Waynesboro (96), 2/24/81	
<b>Most Played Matchup:</b>	70	North Hagerstown vs South Hagerstown, 1956-2020	
<b>Most Victories vs Opponent:</b>	44	North Hagerstown (44) vs South Hagerstown (26), 1956-2020	
<b>Most Consecutive Victories:</b>	21	February 1966 thru January 1968 (ended by Frederick)	

Hub Arena Single-Game Records - Player			
Record		Player	Opponent
<b>Most Points:</b>	42	Ted Schoeck	vs Martinsburg, 1/18/77
<b>Most Rebounds:</b>	30	John Smothers	vs James Buchanan, 12/8/70
	30	John Smothers	vs Thomas Johnson, 1/14/72
<b>Most Assists:</b>	17	Purnell Spruce	vs Clear Spring, 12/16/02
	17	Purnell Spruce	vs Boonsboro, 1/3/03
<b>Most Steals:</b>	10	Kenny Keyes	vs Frederick, 1/4/77
<b>Most Blocks:</b>	8	Nick Colvin	vs Boonsboro, 2/3/11
<b>Most Field Goals Made:</b>	21	Ted Schoeck	vs Martinsburg, 1/18/77
<b>Most Three-Pointers Made:</b>	6	Troy Smith	vs Martinsburg, 2/7/89
<b>Most Free Throws Made:</b>	19	Phil Young	vs Linganore, 12/18/85

## Hub Basketball Alumni Currently in Pro or College Athletics



Amir Harris  
Hubs BB 2014-2015  
George Washington Univ.  
D1 Basketball



John Teague  
Hubs BB 2014-2017  
Penn St-Mont Alto  
USCAA Basketball




PennState  
Mont Alto



Genc Plana  
Hubs BB 2010-12  
Pro Boxer  
Current



Christian Teague  
Hubs Football 2017-18  
Morgan St  
FCS Football



Seth Hartman  
Hubs Football 2016-17  
Hagerstown CC  
JC Baseball



## Hub Basketball Alumni who played Pro and/or D1 Basketball



Dee Mency  
Hubs BB 2004-2006  
Merrimack Univ.  
Canadian Pro BB League



Skip Barnhart  
Hubs BB 1960-1964  
University of Maryland  
D1 Basketball



Ted Schoeck  
Hubs BB 1974-1977  
Bucknell University  
D1 Basketball



Scottie Rice  
Hubs BB 1999-2002  
Elon University  
D1 Basketball



Phil Young  
Hubs BB 1984-1986  
Radford University  
D1 Basketball



Avery Carey  
Hubs BB 1992-1994  
George Mason Univ.  
D1 Basketball



Matt Butts  
Hubs BB 1987-1989  
UMBC  
D1 Basketball



Charlie Rideout  
Hubs BB 1970-1972  
GWU / Shepherd  
D1 / NAIA Basketball



## DID YOU KNOW?



*In 1989 the Hubs played one of the toughest schedules in Maryland. North played Flint Hill---who featured five Division I players and was the #8 team in the United States. Martinsburg was on the slate twice, who was the #1 team in West Virginia. The Hubs also played Thomas Johnson two times, who was ranked in the top ten in the Washington Post Poll all season and Chambersburg who was the #4 ranked team in Pennsylvania AAAA rankings during that season.*

## Hubs Basketball on Social Media



**North Hag Hoops**



**hubsbasketball**



**HubsBasketball**





# Our School

## North Hagerstown High School



**Opened:** September 1958    **Remodeled:** 1993



# A Century of Hubs Basketball

## Hubs Head Coaches (1920 - present)



**Glenn Poffenberger**  
1920-24; 1925-26  
Career Record: 29-32  
Winning Pct: .475  
*1925-26 MD State Champs*



**V.R. Osha**  
1924-1925  
Career Record: 4-6  
Winning Pct: .400



**Eddie Semler**  
1926-1946  
Career Record: 198-147  
Winning Pct: .574  
*1927-28 MD State Finalist*  
*1928-29 MD State Finalist*  
*1929-30 National Tour. Finals*

NO PHOTO

**Pete Nistad**  
1946-47  
Career Record: 4-4  
Winning Pct: .500



**Bill Parkin**  
1946-47  
Career Record: 5-5  
Winning Pct: .500



**Paul Burger**  
1947-1949  
Career Record: 14-22  
Winning Pct: .389



**Mel Henry**  
1949-1962  
Career Record: 178-89  
Winning Pct: .667  
*1950-51 MD State Champs*  
*1951-52 MD State Finalist*  
*1954-55 MD State Finalist*



**Joe Proska**  
1962-1970  
Career Record: 125-51  
Winning Pct: .710  
*1966-67 MD AA State Semis*  
*1969-70 MD A State Semis*



**Jim Brown**  
1970-1978  
Career Record: 123-52  
Winning Pct: .703  
*1971-72 MD A State Champs*  
*1976-77 MD A State Finalist*



**Bob Beard**  
1978-1982  
Career Record: 22-60  
Winning Pct: .268



**Tim McNamee**  
1982-2007  
Career Record: 344-230  
Winning Pct: .599  
*2001-02 2A MD State Semis*




**Kevin Hartman**  
2007-present  
Career Record: 170-137  
Winning Pct: .554  
*2017-18 3AW Sec. Finalist*  
*2019-20 3AW Sec. Finalist*



# A Century of Hubs Basketball

## *The First Official Season*



## **1920-21 WCHS HUBS**

**Team:** Head Coach Glenn Poffenberger,  
Gareld Phillips, Edward Tenny, Donald Swan,  
Ralph Shank, Marshall Reed, Lewis Miller,  
William Beard.

*The first edition of the Hubs only played four games and were still considered Washington County HS. They lost to Handley 37-19 in their first-ever game, fell to Alpha Club 22-5 and Chambersburg 32-4. The Hubs closed out the season with their first win over the Alpha Club 12-6 to finish with a 1-3 record.*



# A Century of Hubs Basketball

## The Greatest Teams



### 1925-26 HAGERSTOWN HUBS

### MARYLAND STATE CHAMPIONS

**Front Row (sitting):** Robinson, Dudley, Weible.


**Second Row (sitting):** C.Roulette, A.Dorsey, Beyard, J.Staton, P.Barnhart, L.Young.

**Back Row (standing):** Coach Wilson, J.Widmyer, H.Carbaugh, J.Minnich, Coach Poffenberger, E.Beyard, C.Wellinger, Manager McLaughlin.

1925-26 Hubs finished the season as Maryland State Champions with a 23-15 victory over Central HS. After being crowned champs, the Hubs received an invite to the High School National Tournament in Chicago, IL. The Hubs accepted and were competitive, but fell to Boswell HS from New Mexico, 35-30 and to Billings HS from Montana, 32-26. The Hagerstown boys finished the season with a 14-5 overall record.

# A Century of Hubs Basketball

## The Greatest Teams



### 1929-30 HAGERSTOWN HUBS

### NATIONAL TOURNAMENT FINALIST

**Front Row (sitting):** C.Bowman, Mgr J. Boyer, R.Middlekauff, J.Stonebraker, J.Corderman, N.Pashen, V.Hart, V.McClain, C.Couchman, A.Eckstine, K.Dudley, J.Harbaugh, Coach Eddie Semler. **Back Row (stitting):** S.Segal, E.Widmyer, J.Wright, F.Hull, B.Dorsey, F.Eves, W.Ingram, M.Sheldon.

1929-30 Hubs declined to participate in the Maryland State Tournament and accepted a bid instead to participate in the National Tournament at the Palestra in Philadelphia, PA. The Hubs won four games to advance all the way to the National Championship Game before falling to Overbrook HS from Philadelphia, 25-20. The Hagerstown HS squad finished the season with a 19-3 overall record and will go down as one of the greatest teams in area history.

*Hagerstown Morning Herald article from March 8, 1930*

#### HIGH TEAM IS AGAIN WINNER; ENTER FINALS

Hagerstown Cagers To  
Play Championship  
Game Today

NINETEENTH WIN  
FOR LOCAL TEAM

Quintet Has Played Won-  
derful Game In  
Philly

Philadelphia, Pa., March 7.—  
The Hagerstown High School  
basketball team marched into  
the finals of the tenth annual  
University of Pennsylvania in-  
ter-scholastic tournament to-  
night, when the Maryland quin-  
tet scored a thrilling 24 to 22  
victory over West Philadelphia  
High School, in the semi-final  
round contest at the Palestra.

It was Hagerstown's nineteenth  
straight court victory of the season,  
having won fifteen contests prior to  
engaging in competition in the tour-  
nament and so far have disposed of  
four teams at the Palestra.

# A Century of Hubs Basketball

## The Greatest Teams



### 1950-51 HAGERSTOWN HUBS

### MARYLAND STATE CHAMPIONS

**Front Row:** Coach Mel Henry, Jim Wilson, Don Shockey, Johnny Ramer, Ott Long, Ernie Wolf. **Back Row:** Tater Kline, Fred Reel, Don Springer, Jack Koontz, Leo Burke, Jim Gossard.

1950-51 Hubs finished the regular season with a 13-5 record. Hagerstown would open the playoffs with Fort Hill, an elite team who defeated the Hubs twice in the regular season by double-digits. The Hubs upset the Sentinels 45-42 for the District Title, then defeated Bladensburg 47-42 for the Western Shore Championship. Wicomico HS from Salisbury awaited the Hubs in the State Championship Game. The Hub City squad defeated Wi-Hi, 28-27, in one of the lowest scoring state title games in history. The Hubs would claim their second State Championship and finish the season at 16-5 overall.

*Hagerstown Morning Herald article from March 19, 1951*

## Hagerstown High Wins Class "A" Crown

### Wicomico High Defeated In Thrilling Contest 28 To 27

**Ott Long's Pair Of Baskets At Start Of Final Period Pave Way For Victory—Burke's Play Outstanding—Breaks Hurt Losers**

A scrappy, aggressive Hagerstown High School basketball team outfought and outgamed a well balanced aggregation sporting the colors of the Wicomico High of Salisbury Saturday night on the College Park court to capture the Class "A" basketball championship in the state-wide final playoffs.

The final count was 28 to 27 and the contest was in doubt until the final whistle. The University of Maryland basketball court was in a pandemonium as the Eastern Shore champs started cutting down the Hubs lead from 28 to 21 with only three minutes remaining in the game.



# A Century of Hubs Basketball

## The Greatest Teams



### 1971-72 NORTH HAGERSTOWN HUBS

### MARYLAND STATE CHAMPIONS

Gary Cook #21, Tim McNamee #11, Dana Williams, Phil Lane, Eric Shrewbridge #43, Charlie Rideout #15, Darryl South #23, John Smothers #33, Rob Palkovitz #53, Gary Fahrney #45, Larry Miller #51, Dave Taylor #41, Dave Summerlin #31, Harry Barnett, Vince Thomas #55.  
Not Pictured: Head Coach Jim Brown.

1971-72 Hubs won 14 in a row to close the out regular season with a 18-2 record. North won the District I title with wins over Fort Hill and Thomas Johnson to advance to the State Semis at Cole Field House. A last second shot by 6-foot-5 Charlie Rideout would propel the Hubs past Calvert HS, 70-68, and advance to the State Championship Game where they would meet Southern HS from Harwood, MD. The Hubs would take care of business 79-70 to win the Class A State Title. John Smothers led the Hubs with 24 points and 17 rebounds.

*Hagerstown Morning Herald article from March 20, 1972*

## North shows it is the class of A

By BOB TWIGG

COLLEGE PARK — Coach Lefty Dierick and his Maryland Terrapins abandoned the friendly confines of Cole Field House Saturday to play in the National Invitational Tournament at Madison Square Garden.

The big court at College Park did not sit idle, though, as the Maryland high school basketball championship round took over the place. One of the teams in this tournament, wearing the "home" Terp colors of white with red trim, put on a performance familiar to anyone who ever witnessed a Maryland home game.

North Hagerstown was that team. The Hubs followed a true Division script of surge and fall back before finally reeling off eight straight points to break to a 79-70 victory over Southern for the Class A championship.

Big men John Smothers and Charlie Rideout, the keys to North's 70-68 semifinal round victory over Calvert Friday night, were in top form for the title match. Together they put 37 points through the hoop, with Smothers working almost exclusively inside against Southern's 1-3-1 zone

and Rideout scoring on outside jumpers and cleverly maneuvered layups. The pair were rewarded with berths on the 10-man all-tournament team.

Smothers and Rideout were not alone in excellent play. Tim McNamee, Phil Lane and Eric Shewbridge gave Southern fits with their outside shooting. McNamee, particularly, rattled the Bulldogs with four field goals coming from 15 to 20 feet away.

"On offense, we set up a 2-1-2 (formation)," Hubs coach Jim Brown said. "We felt we had to slide Smothers low. We knew he could dominate the boards."

Smothers was to prove his coach correct as he pulled down 17 rebounds, almost half of North's total. The 6-foot-6 center sent many of these retrievers back through the basket. And Smothers' work underneath was the prime factor in keeping North in the game that was tied 10 times and had the lead exchanged 21 times.

The widest margin either team could spread through the first three quarters was five points. North, with Lane and Shewbridge doing the scoring, put it away with a spurt just after the fourth period began.

With Southern on top 59-58, Shewbridge

dropped in a bucket from the corner. Lane then followed two Southern misses with baskets from 20 and 15 feet to give North a five-point edge at 64-59. A Southern turnover enabled Shewbridge to push the Hubs in front by seven at 66-59 when his 10-footer fell through with 4:43 remaining in the game.

After an exchange of baskets, North spread its offense, controlling the ball for 41 seconds until Smothers was fouled while trying to shoot. He made the first, leaving North up by eight. A single field goal by Charles Tyler cut the difference to 69-62 but Shewbridge hit a fielder to give the Hubs a safe nine-point edge and assure North of its first state title ever and the first championship by a Washington County team since 1931.

"I felt the biggest thing was the finish we had last night (Friday)," Brown stated, referring to the last second victory over Calvert in the semifinal. "It carried over on today's game."

North, ragged in beginning Friday night, was just the opposite Saturday, displaying a cool hand offensively and defensively. Using a combination press and

zone defense, the Hubs forced the Bulldogs to commit 13 turnovers, all of which were turned into baskets. Meanwhile, North yielded the ball only eight times, perhaps one its best control efforts of the season.

Smothers finished the game with 24 points while Rideout and Lane each hit 13 and McNamee 11. Charles Tyler, the apple of many college scouts' eye, dropped in 32 for Southern while setting a tournament record with 22 rebounds.

The championship caps a brilliant season for Coach Brown and his Hubs who finished with a 22-2 record, 19 wins in a row, the Tri-State League championship and the Hagerstown city crown.

**Southern 79**

Tyler 13-6-32; Connor 6-2-2; Dova 6-1-17; Cole 4-5-7; Holman 1-2-3; Makiell 1-3-3; Totals — 2719-70


**North 79**

South 2-0-4; Shewbridge 3-0-6; Smothers 10-4-24; Rideout 6-1-13; McNamee 4-3-11; Williams 2-0-4; Lane 6-1-13; Thomas 2-0-4; Totals — 24-11-79

**Southern** 23 22 12 13—70  
**North** 24 24 11 23—79

# A Century of Hubs Basketball

## Post Season Awards (since 1956)



**Dick Spencer - Sr.**  
1958-59 All-CVAL, First Team



**Skip Vance**  
1958-59 All-CVAL, First Team



**Bobby O'Brien - Sr.**  
1959-60 All-CVAL, First Team



**Skip Barnhart - Soph.**  
1961-62 All-City, First Team




**Skip Barnhart - Jr.**  
1962-63 All Tri-State League, First Team  
1962-63 All City, First Team




**Leroy Henderson - Jr.**  
1962-63 All City, First Team




**Skip Barnhart - Sr.**  
1963-64 All City, First Team




**Leroy Henderson - Sr.**  
1963-64 All Tri-State League, First Team  
1963-64 All City, First Team




**Ralph McCarty - Sr.**  
1963-64 All-City, First Team



**Princeton Young - Sr.**  
1964-65 All-City, First Team



**Lloyd Pearson - Sr.**  
1964-65 All-City, First Team



**John Bentz - Jr.**  
1965-66 All-Tri-State League, First Team  
1965-66 All-City, First Team




**John Bentz - Sr.**  
1966-67 All-Tri-State League, First Team  
1966-67 All-City, First Team



**Allan Gesser - Sr.**  
1966-67 All-City, First Team



**Doug Rohrer - Sr.**  
1966-67 All-City, First Team



**Archie Staymates - Sr.**  
1967-68 All-Tri-State League, First Team  
1967-68 All-City, First Team



# A Century of Hubs Basketball

## Post Season Awards (since 1956)




**Jimmy Staymates - Sr.**

1967-68 All-Tri-State League, First Team  
1967-68 All-City, First Team



**Dave Harris - Jr.**

1968-69 All-Tri-State League, First Team  
1968-69, All-City, First Team



**Denny Gesser - Sr.**

1968-69, All-City, First Team




**Bernie Clutz - Sr.**

1968-69, All-City, First Team




**Dave Harris - Sr.**

1969-70 All-Area Consensus, First Team  
1969-70, All-Big School, First Team  
1969-70, All-Tri-State League, First Team  
1969-70, All-City, First Team




**Steve Cline - Sr.**

1969-70, All-City, First Team



**John Smothers - Soph.**

1969-70, All-City, First Team



**John Smothers - Jr.**

1970-71, All-Area Consensus, First Team  
1970-71, All-Big School, First Team  
1970-71, All-Tri-State League, First Team



**John Smothers - Sr.**

1971-72 HM All-Area Player of the Year  
1971-72, All-Area Consensus, First Team  
1971-72, All-Big School, First Team  
1971-72, All-Tri-State League, First Team  
71-72, All-State Tournament, First Team



**Charlie Rideout - Sr.**

1971-72, All-Big School, First Team  
1971-72, All-Tri-State League, First Team  
71-72, All-State Tournament, First Team



**Coach Jim Brown**

1971-72 All-Area Coach of the Year



**Eric Shewbridge - Sr.**

1972-73, All-Area Consensus, First Team  
1972-73, All-Big School, First Team  
1972-73, All-Tri-State League, First Team



**Eddie Brooks - Sr.**

1974-75, All-Area Consensus, First Team  
1974-75, All-Big School, First Team




**Jerry Harris - Sr.**

1974-75, All-Big School, First Team  
1974-75, All-Tri-State League, First Team



**Ted Schoeck - Jr.**

1975-76, All-Area Consensus, First Team  
1975-76, All-Big School, First Team  
1975-76, All-Tri-State League, First Team



**Kenny Keyes - Sr.**

1976-77, All-Area Consensus, First Team  
1976-77, All-Big School, First Team  
1976-77, All-Tri-State League, First Team  
1976-77, All-City, First Team  
1976-77, All-State, First Team




# A Century of Hubs Basketball

## Post Season Awards (since 1956)



**Ted Schoeck - Sr.**

1976-77, All-Area Consensus, 1st Team  
1976-77, All-Big School, 1st Team  
1976-77, All-Tri-State League, First Team  
1976-77, All-City, First Team



**Victor Fowlkes - Jr.**

1976-77, All-City, First Team



**Coach Jim Brown**

1976-77, All-Area, Coach of the Year



**Victor Fowlkes - Sr.**

1977-78, All-City, First Team



**Rory Sandberg - Sr.**

1977-78, All-City, First Team




**Randy Brooks - Sr.**

1978-79, All-City, First Team




**Marshall Branch - Sr.**

1980-81, All-City, First Team




**Todd Hill - Sr.**

1980-81, All-City, First Team



**Mick Billmeyer - Sr.**

1981-82, All-City, First Team



**Randy Butts - Jr.**

1982-83, All-City, First Team



**Randy Butts - Sr.**

1983-84, All-Area Consensus, First Team  
1983-84, All-Big School, First Team  
1983-84, All-Tri-State League, First Team  
1983-84, All-City, First Team



**Larry Webster - Sr.**

1983-84, All-City, First Team



**Phil Young - Jr.**

1984-85, All-City, First Team




**Phil Young - Sr.**

1985-86, All-Area Consensus, First Team  
1985-86, All-Big School, First Team  
1985-86, All-Tri-State League, First Team  
1985-86, All-City, First Team



**Tim Butts - Sr.**

1986-87 All-Big School, First Team  
1986-87, All-Tri-State League, First Team



**Tony Ware - Jr.**

1990-91, All-MVAL, First Team  
1990-91, All-County, First Team




# A Century of Hubs Basketball

## Post Season Awards (since 1956)




**E.J. Fuller - Jr.**

1991-92, All-MVAL, First Team  
1991-92, All-County, First Team



**Tony Ware - Sr.**

1991-92, All-MVAL, First Team



**E.J. Fuller - Sr.**

1992-93, All-MVAL, First Team  
1992-93, All-County, First Team




**Jimmy Stubbs - Sr.**

1993-94, All-MVAL, First Team  
1993-94, All-County, First Team




**Avery Carey - Sr.**

1993-94, All-MVAL, First Team



**Jeff Cree - Sr.**

1995-96, All-MVAL, First Team




**Cornell Keyes - Sr.**

1996-97, All-MVAL, First Team  
1996-97, All-County, First Team



**Travis Stoner - Jr.**

1996-97, All-MVAL, First Team



**Devin Carey - Sr.**

1997-98, All-Area Player of the Year  
1997-98, Washington Co Player of the Year  
1997-98, All-MVAL, First Team  
1997-98, All Area, First Team  
1997-98, All County, First Team




**Joe Brooks - Soph.**

1997-98, All-County, First Team



**Coach Tim McNamee**

1997-98, Washington Co Coach of the Yr




**Tater Russ - Jr.**

1998-99, All-MVAL, First Team  
1998-99, All-County, First Team



**Scott Rice - Soph.**

1999-2000, All-MVAL, First Team  
1999-2000, All-County, First Team




**Tater Russ - Sr.**

1999-2000, Washington Co Player of Yr  
1999-2000, HM All-Area, First Team  
1999-2000, All-MVAL, First Team  
1999-2000, All-County, First Team



**Scott Rice - Jr.**

2000-01 Washington County Player of Yr  
2000-01, HM All-Area, First Team  
2000-01, All-MVAL, First Team



**Evan Medley - Sr.**

2000-01, All-MVAL, First Team  
2000-01, All-County, First Team




# A Century of Hubs Basketball

## Post Season Awards (since 1956)




**Tavis Green - Jr.**

2000-01, All-County, First Team




**Coach Tim McNamee**

2000-01 Washington County Coach of Yr




**Scott Rice - Jr.**

2001-02 Washington County Player of Yr  
2001-02, HM All-Area, First Team  
2001-02, All-MVAL, First Team  
2001-02, All-County, First Team



**Tavis Green - Sr.**

2001-02, All-MVAL, First Team  
2001-02, All-County, First Team




**Clif Carey - Sr.**

2001-02, All-MVAL, First Team  
2001-02, All-County, First Team




**Bernard Harris - Jr.**

2002-03, All-MVAL, First Team  
2002-03, All-County, First Team



**Purnell Spruce - Sr.**

2002-03, All-County, First Team



**Bernard Harris - Sr.**

2003-04, HM All-Area, First Team  
2003-04, All-Antietam Conf, First Team  
2003-04, All-County, First Team



**Marshall Branch - Sr.**

2003-04, All-County, First Team  
2003-04, All-Antietam Conf, First Team



**Quielan Gantt - Sr.**

2004-05 Washington County Player of Yr  
2004-05, All-Area, First Team  
2004-05, All-Antietam Conf, First Team  
2004-05, All-County, First Team




**Dee Mency - Soph.**

2004-05, All-Antietam Conf, First Team  
2004-05, All-County, First Team




**Dee Mency - Jr.**

2005-06 HM All-Area Player of the Year  
2005-06, All-County Player of the Year  
2005-06, HM All-Area, 1st Team  
2005-06, All-Antietam Conf, 1st Team  
2005-06, All-County, 1st Team



**Jarell Rodriguez - Sr.**

2005-06, All-Antietam Conf, First Team  
2005-06, All-County, First Team



**Tyrone Wheeler - Sr.**

2006-07, All-Antietam Conf, First Team  
2006-07, All-County, First Team



**Brent Bell - Jr.**

2007-08, All-Piedmont Conf, First Team  
2007-08, All-County, First Team



**Brent Bell - Sr.**

2008-09, All-Area, First Team  
2008-09, All-Piedmont Conf, First Team  
2008-09, All-County, First Team




# A Century of Hubs Basketball

## Post Season Awards (since 1956)




**D.D. Dickson - Jr.**  
2009-10, All-Antietam Conf, First Team  
2009-10, All-County, First Team



**D.D. Dickson - Sr.**  
2010-11, All-Antietam Conf, First Team  
2010-11, All-County, First Team



**J.R. Railing - Sr.**  
2011-12, All-Antietam Conf, First Team



**Kenny McCrary - Sr.**  
2012-13, All-Antietam Conf, First Team  
2012-13, All-County, First Team



**Isaiah Keyes - Sr.**  
2013-14, All-Antietam Conf, First Team



**Elijah Stubbs - Sr.**  
2014-15, All-Antietam Conf, First Team  
2014-15, All-County, First Team



**Malik Carey - Sr.**  
2015-16, All-County, First Team



**Raheem Wilson - Sr.**  
2015-16, All-County, First Team



**Jiar White - Sr.**  
2016-17, All-County, First Team



**Christian Teague - Jr.**  
2017-18, All-County, First Team  
2017-18, WCAA, First Team



**Christian Teague - Sr.**  
2018-19, All-County, First Team  
2018-19, WCAA, First Team



**Lally Richards - Jr.**  
2018-19, WCAA, First Team



**Kevin Hartman**  
2018-19 Washington Co Coach of the Yr  
2018-19 WCAA Coach of the Year



**Lally Richards - Sr.**  
2019-20, All-CMC, First Team  
2019-20, All-County, First Team  
2019-20, All-WCAA, First Team



**Alex Ofori - Sr.**  
2019-20 WCAA Co-Defensive POY  
2019-20, All-County, First Team  
2019-20 All-WCAA, First Team



# Yearly Leaders

	Point Average	Avg
1956-57	Pat Henry	14.3
1957-58	Dick Spencer	12.5
1958-59	Dick Spencer	15.9
1959-60	Bobby O'Brien	9.7
1960-61	Richie Hawkins	9.7
1961-62	Joe Henderson	10.8
1962-63	Skip Barnhart	14.2
1963-64	Ralph McCarty	17.2
1964-65	Lloyd Pearson	16.0
1965-66	John Bentz	20.3
1966-67	John Bentz	13.8
1967-68	Archie Staymates	16.9
1968-69	Dave Harris	16.4
1969-70	Dave Harris	21.8
1970-71	John Smothers	16.8
1971-72	John Smothers	23.1
1972-73	Eric Shewbridge	18.9
1973-74	Mike Rideout	13.9
1974-75	Jerry Harris	16.3
1975-76	Ted Schoeck	18.8
1976-77	Ted Schoeck	18.0
1977-78	Rory Sandberg	16.9
1978-79	Randy Brooks	14.5
1979-80	Todd Hill	14.1
1980-81	Marshall Branch	17.3
1981-82	Mick Billmeyer	13.1
1982-83	Randy Butts	13.4
1983-84	Randy Butts	18.7
1984-85	Phil Young	17.0
1985-86	Phil Young	22.3
1986-87	Tim Butts	18.7
1987-88	Brian Eichelberger	14.0
1988-89	Troy Smith	14.7
1989-90	Aaron Johnson	13.3
1990-91	Tony Ware	15.3
1991-92	E.J. Fuller	18.9
1992-93	E.J. Fuller	18.5
1993-94	Derrell Frisby	17.2
1994-95	Dwayne Horst	16.6
1995-96	Jeff Cree	16.0
1996-97	Cornell Keyes	15.2
1997-98	Devin Carey	19.9
1998-99	Tater Russ	17.3
1999-2000	Tater Russ	18.6
2000-2001	Scott Rice	15.0
2001-2002	Scott Rice	19.8
2002-2003	Bernard Harris	16.0
2003-2004	Bernard Harris	18.7
2004-2005	Quielan Gantt	21.0
2005-2006	Dee Mency	24.2
2006-2007	Tyrone Wheeler	15.5
2007-2008	Brent Bell	12.4
2008-2009	Brent Bell	17.8
2009-2010	D.D. Dickson	13.2
2010-2011	D.D. Dickson	15.3
2011-2012	J.R. Railing	12.5
2012-2013	Kenny McCrary	11.3
2013-2014	Isaiah Keyes	14.9
2014-2015	Elijah Stubbs	17.8
2015-2016	Malik Carey	16.3
2016-2017	Jiar White	17.4
2017-2018	Titus Baylor	13.2
2018-2019	Christian Teague	12.5
2019-2020	Alex Ofori	15.1

	Rebound Avg	Avg
1956-57	John McPhail	7.2
1961-62	Skip Barnhart	8.9
1962-63	Skip Barnhart	10.7
1963-64	Skip Barnhart	10.9
1966-67	Doug Rohrer	7.7
1968-69	Dave Harris	13.1
1969-70	Dave Harris	16.8
1970-71	John Smothers	17.9
1971-72	John Smothers	15.0
1976-77	Kenny Keyes	9.4
1982-83	Randy Butts	8.5
1983-84	Randy Butts	10.2
1985-86	Tim Butts	7.5
1986-87	Tim Butts	10.3
1987-88	Ernest Cole	7.0
1988-89	Mike Hampton	8.4
1989-90	Diori Strawther	8.8
1990-91	Pork Wallech	9.0
1991-92	Tony Ware	8.8
1992-93	Jimmy Stubbs	12.0
1993-94	Jimmy Stubbs	10.8
1994-95	Dwayne Horst	8.7
1995-96	Cornell Keyes	6.4
1996-97	Richie Pantophlet	6.5
1997-98	Justin McConnaughey	7.3
1998-99	Kelly McNamee	6.3
1999-2000	Scott Rice	7.4
2000-2001	Scott Rice	8.7
2001-2002	Scott Rice	10.2
2002-2003	Marshall Branch	7.7
2003-2004	Bernard Harris	7.8
2004-2005	Tyrell Wilson	7.3
2005-2006	Tyrell Wilson	7.7
2006-2007	Tyrone Wheeler	7.3
2007-2008	Brent Bell	5.7
2008-2009	Brent Bell	7.9
2009-2010	Joe Mattei	5.8
2010-2011	Jake Bachtell	5.5
2011-2012	Genc Pllana	6.7
2012-2013	Kenny McCrary	11.8
2013-2014	Will Peralta	8.5
2014-2015	Corey Hart	5.8
2015-2016	Noah Baylor	6.8
2016-2017	John Teague	8.2
2017-2018	Christian Teague	11.2
2018-2019	Christian Teague	10.2
2019-2020	Alex Ofori	8.3

	Assists Avg	Avg
1969-70	Dave Harris	4.0
1971-72	Tim McNamee	5.0
1975-76	Bobby Shedd	6.7
1976-77	Victor Fowlkes	7.6
1977-78	Victor Fowlkes	5.5
1984-85	Carlton Davis	3.5
1985-86	Carlton Davis	7.5
1987-88	Pooder Smith	3.5
1988-89	Matt Butts	3.1
1989-90	Aaron Johnson	4.1
1990-91	E.J. Fuller	4.5
1991-92	E.J. Fuller	6.5
1992-93	E.J. Fuller	8.5
1993-94	Avery Carey	4.1
1994-95	Jeff Cree	4.1
1995-96	Jeff Cree	3.0
1996-97	Travis Stoner	6.6
1997-98	Devin Carey	5.8
1998-99	Tater Russ	4.7
1999-2000	Tater Russ	5.6
2000-2001	Mike Rodgers	5.4
2001-2002	Scott Rice	5.2
2002-2003	Purnell Spruce	9.8
2003-2004	Matt Armstrong	6.8
2004-2005	Jarell Rodriquez	5.4
2005-2006	Jarell Rodriquez	5.9
2006-2007	Rashaud Moton	3.3
2007-2008	Anthony Lee	5.7
2008-2009	Allen Sandberg	3.7
2009-2010	D.D. Dickson	3.9
2010-2011	Max Psillas	3.8
2011-2012	J.R. Railing	3.8
2012-2013	Max Ober	3.8
2013-2014	Isaiah Keyes	3.0
2014-2015	Malik Carey	2.6
2015-2016	Raheem Wilson	4.3
2016-2017	Ravaughn Dillard	2.6
2017-2018	Titus Baylor	3.0
	Kaleb Ferguson	3.0
2018-2019	Lally Richards	3.6
2019-2020	Lally Richards	3.4

## DID YOU KNOW?

*North has an all-time winning record vs. every Washington County school they've played. The Hubs are 78-63 vs South...37-20 vs Goretti...48-11 vs Smithsburg...51-47 vs Williamsport...70-7 vs Boonsboro...49-1 vs Clear Spring...4-0 vs. Hancock...and 1-0 vs Broadfording Christian Acd.*



# A Century of Hubs Basketball

## Team History

### Hubs Classification History

Class A (1947-60)  
 Class AA (1960-68)  
 Class A (1968-88)  
 Class 3A (1988-92)  
 Class 2A (1992-99)  
 Class 3A (1999-2001)  
 Class 2A (2001-2011)  
 Class 3A (2011-present)

### Hubs Conference Affiliation

Cumberland Valley Athletic League (1921-1942)  
 Tri-State League (1964-1987)  
 Cumberland Valley Athletic League (1987-1989)  
 Monocacy Valley Athletic League (1989-2003)  
 MVAL-Antietam Conference (2003-2007)  
 MVAL-Piedmont Conference (2007-2009)  
 MVAL-Antietam Conference (2009-2015)  
 Central Maryland Conference (2017-present)

### Washington County High / Hagerstown High Hubs (1920-1956)

YEAR	Overall			League			Playoffs			Head Coach	Season Notes / Finish
	W	L	PCT	W	L	PCT	W	L	PCT		
1920-21	1	3	.250	0	0	#DIV/0!	x	x	x	Glenn Poffenberger	-----
1921-22	5	13	.278	1	7	.125	0	0	x	Glenn Poffenberger	-----
1922-23	6	12	.333	1	7	.125	0	0	x	Glenn Poffenberger	-----
1923-24	9	11	.450	2	6	.250	0	0	x	Glenn Poffenberger	-----
1924-25	8	11	.421	4	6	.400	0	0	x	V.R. Osha (8-11)	-----
1925-26	14	5	.737	8	1	.889	2	0	1.000	Glenn Poffenberger (29-32)	Maryland State Champs / National Tour.
1926-27	17	5	.773	5	1	.833	0	0	x	Eddie Semler	CVAL Champions
1927-28	16	9	.640	5	1	.833	3	1	.750	Eddie Semler	Maryland State Finalist
1928-29	18	8	.692	4	3	.571	1	1	.500	Eddie Semler	Maryland State Finalist
1929-30	19	3	.864	5	2	.714	0	0	x	Eddie Semler	National HS Tournament Finalist
1930-31	14	6	.700	6	2	.750	0	1	.000	Eddie Semler	Maryland State Quarterfinalist
1931-32	9	5	.643	4	4	.500	0	0	x	Eddie Semler	-----
1932-33	6	9	.400	2	4	.333	0	0	x	Eddie Semler	-----
1933-34	4	10	.286	0	6	.000	0	0	x	Eddie Semler	-----
1934-35	4	9	.308	0	5	.000	0	0	x	Eddie Semler	-----
1935-36	8	3	.727	2	2	.500	0	0	x	Eddie Semler	CVAL Champions
1936-37	9	11	.450	1	5	.167	0	0	x	Eddie Semler	-----
1937-38	5	14	.263	0	6	.000	0	0	x	Eddie Semler	-----
1938-39	13	7	.650	2	4	.333	0	0	x	Eddie Semler	-----
1939-40	7	7	.500	1	5	.167	0	0	x	Eddie Semler	-----
1940-41	12	3	.800	4	2	.667	0	0	x	Eddie Semler	District Semis / CVAL Champions
1941-42	3	13	.188	1	5	.167	0	0	x	Eddie Semler	-----
1942-43	4	6	.400	x	x	x	x	x	x	Eddie Semler	Season restrictions due to WWII
1943-44	9	7	.563	x	x	x	0	0	x	Eddie Semler	-----
1944-45	13	4	.765	x	x	x	0	0	x	Eddie Semler	District Finalist / CVAL Champions
1945-46	8	8	.500	x	x	x	0	0	x	Eddie Semler (198-147)	-----
1946-47	9	9	.500	x	x	x	0	0	x	Pete Nistad (4-4)/Bill Parkin (5-5)	-----
1947-48	7	12	.368	x	x	x	0	0	x	Paul Burger	-----
1948-49	7	10	.412	x	x	x	0	0	x	Paul Burger (14-22)	-----
1949-50	8	10	.444	x	x	x	0	1	.000	Mel Henry	District Semis
1950-51	16	5	.762	x	x	x	3	0	1.000	Mel Henry	Class A Maryland State Champs
1951-52	20	2	.909	x	x	x	3	1	.750	Mel Henry	Class A Maryland State Finalist
1952-53	9	9	.500	x	x	x	0	1	.000	Mel Henry	District Semis
1953-54	15	7	.682	x	x	x	0	1	.000	Mel Henry	District Finalist
1954-55	19	6	.760	x	x	x	3	1	.750	Mel Henry	Class A Maryland State Finalist
1955-56	13	5	.722	x	x	x	0	1	x	Mel Henry (100-44)	District Semis
TOTALS	364	277	.568	58	84	.408	15	9	.625		



North Hagerstown Basketball History (1956-2020)											
	Overall			League			Playoffs				
YEAR	W	L	PCT	W	L	PCT	W	L	PCT	Head Coach	Season Notes / Finish
1956-57	13	7	.650	4	2	.667	0	0	---	Mel Henry	Class A District I Play-In
1957-58	16	6	.727	5	5	.500	0	1	.000	Mel Henry	Class A District I Finals
1958-59	22	2	.917	10	0	1.000	2	1	.667	Mel Henry	Class A State Semis
1959-60	13	8	.619	6	4	.600	1	1	.500	Mel Henry	Class A District I Finals
1960-61	6	13	.316	2	6	.250	0	0	---	Mel Henry	-----
1961-62	8	9	.471	4	6	.400	0	1	.000	Mel Henry (178-89 overall)	Class AA District I Play-In
1962-63	12	9	.571	7	5	.583	0	1	.000	Joe Proska	Class AA District I Semis
1963-64	15	8	.652	7	5	.583	1	1	.500	Joe Proska	Class AA District I Semis
1964-65	11	9	.550	8	4	.667	0	0	---	Joe Proska	-----
1965-66	15	6	.714	9	3	.750	0	0	---	Joe Proska	-----
1966-67	22	3	.880	12	2	.857	3	1	.750	Joe Proska	Class AA State Semis / TSL Champions
1967-68	15	7	.682	6	6	.500	0	1	.000	Joe Proska	Class AA District I Semis
1968-69	17	4	.810	10	3	.769	0	1	.000	Joe Proska	Class A District I Play-In
1969-70	18	5	.783	11	3	.786	1	1	.500	Joe Proska (125-51, 8 years)	Class A State Semis
1970-71	16	5	.762	12	2	.857	0	1	.000	Jim Brown	Class A District I Semis / TSL Champions
1971-72	22	2	.917	14	0	1.000	4	0	1.000	Jim Brown	Maryland Class A State Champions
1972-73	15	5	.750	10	4	.714	0	0	---	Jim Brown	-----
1973-74	12	11	.522	5	9	.357	1	1	.500	Jim Brown	Class A District I Semis
1974-75	18	5	.783	10	4	.714	2	1	.667	Jim Brown	Class A District I Finals / TSL Champions
1975-76	15	7	.682	9	5	.643	1	1	.500	Jim Brown	Class A Region I Semis
1976-77	19	5	.792	10	4	.714	3	1	.750	Jim Brown	Class A State Finalist / TSL Champions
1977-78	9	12	.429	5	9	.357	0	1	.000	Jim Brown (123-52, 8 years)	(3A) A Region I Quarterfinals
1978-79	8	12	.400	6	8	.429	0	0	---	Bob Beard	-----
1979-80	2	18	.100	2	12	.143	0	0	---	Bob Beard	-----
1980-81	7	14	.333	3	10	.231	0	0	---	Bob Beard	-----
1981-82	5	16	.238	3	10	.231	0	0	---	Bob Beard (22-60, 4 years)	-----
1982-83	7	15	.318	4	10	.286	0	0	---	Tim McNamee	-----
1983-84	18	5	.783	12	2	.857	0	1	.000	Tim McNamee	(3A) A Region I Quarterfinals
1984-85	12	11	.522	8	6	.571	0	1	.000	Tim McNamee	(3A) A Region I Quarterfinals
1985-86	9	13	.409	5	9	.357	0	0	---	Tim McNamee	-----
1986-87	16	7	.696	9	5	.643	0	1	.000	Tim McNamee	(3A) A Region I Quarterfinals
1987-88	13	11	.542	5	6	.455	1	1	.500	Tim McNamee	(3A) A Region I Semis
1988-89	8	14	.364	6	6	.500	0	0	---	Tim McNamee	-----
1989-90	9	14	.391	7	10	.412	0	1	.000	Tim McNamee	3A Region I Quarterfinals
1990-91	16	8	.667	14	4	.778	1	1	.500	Tim McNamee	3A Region I Semis
1991-92	17	6	.739	14	4	.778	0	1	.000	Tim McNamee	3A Region I Quarterfinals
1992-93	11	9	.550	9	9	.500	0	0	---	Tim McNamee	-----
1993-94	11	10	.524	9	8	.529	0	0	---	Tim McNamee	-----
1994-95	7	15	.318	6	12	.333	0	0	---	Tim McNamee	-----
1995-96	8	15	.348	6	12	.333	0	1	.000	Tim McNamee	2A West Quarterfinals
1996-97	17	6	.739	14	4	.778	0	1	.000	Tim McNamee	2A West Quarterfinals
1997-98	16	8	.667	13	5	.722	1	1	.500	Tim McNamee	2A West Semis
1998-99	9	14	.391	7	11	.389	0	1	.000	Tim McNamee	2A West Quarterfinals
1999-00	19	5	.792	15	3	.833	1	1	.500	Tim McNamee	3A West Semis
2000-01	21	3	.875	16	2	.889	1	1	.500	Tim McNamee	3A West Semis
2001-02	22	4	.846	16	2	.889	3	1	.750	Tim McNamee	2A State Semis / MVAL Champions
2002-03	17	5	.773	13	4	.765	0	1	.000	Tim McNamee	2A West Quarterfinals
2003-04	17	6	.739	12	2	.857	0	1	.000	Tim McNamee	2A West Quarterfinals / Ant. Conf Champs
2004-05	19	5	.792	14	0	1.000	1	1	.500	Tim McNamee	2A West Semis / Antietam Conf Champs
2005-06	17	7	.708	12	2	.857	1	1	.500	Tim McNamee	2A West Semis / Antietam Conf Champs
2006-07	8	14	.364	7	6	.538	0	1	.000	Tim McNamee (344-230, 25 years)	2A West Quarterfinals
2007-08	6	17	.261	1	7	.125	0	1	.000	Kevin Hartman	2A West Quarterfinals
2008-09	11	13	.458	3	5	.375	1	1	.500	Kevin Hartman	2A West Semis
2009-10	13	10	.565	11	2	.846	1	1	.500	Kevin Hartman	2A West Semis / Antietam Conf Champs
2010-11	15	8	.652	11	3	.786	1	1	.500	Kevin Hartman	2A West Semis
2011-12	12	11	.522	9	5	.643	0	1	.000	Kevin Hartman	3A West First Round
2012-13	17	6	.739	12	2	.857	0	1	.000	Kevin Hartman	3A West First Round / Ant. Conf Champs
2013-14	8	16	.333	6	6	.500	1	1	.500	Kevin Hartman	3A West Section I Semis
2014-15	10	13	.435	6	6	.500	0	1	.000	Kevin Hartman	3A West Section I First Round
2015-16	17	7	.708	X	X	X	1	1	.500	Kevin Hartman	3A West Section I Semis
2016-17	14	9	.609	X	X	X	0	1	.000	Kevin Hartman	Class 3A West Section I Quarterfinals
2017-18	15	10	.600	6	6	.500	2	1	.667	Kevin Hartman	Class 3A West Section I Finals
2018-19	17	7	.708	7	5	.583	1	1	.500	Kevin Hartman	Class 3A West Section I Semis
2019-20	15	10	.600	6	6	.500	2	1	.667	Kevin Hartman (170-137, 13 years)	Class 3A West Section I Finals
2020-21			#####			#DIV/0!			#DIV/0!		
TOTALS	865	575	.601	521	328	.614	39	48	.448		

# Alumni since 1956 (with career points scored)

Alumni Points	1st	2nd	3rd	4th	Total
A	season	season	season	season	Pts
Abdullah, Bill 1974-1975	13				13
Abeles, Bill 1978-1980	10	13			23
Abeles, Kevin 2017-2019	6	7			13
Akins, Justin 2015-2016	5				5
Antil, Kelvin 1975-1977	8	4			12
Armstrong, Matt 2003-2004	117				117
Aure, Vic 1980-1981	0				0
Auxt, Eric 1959-61	1	70			71
B					
Bachtell, Jake, 2009-2011	170	181			351
Bacon, Allan 1998-1999	163				163
Baer 1957-58	9				9
Baker, Jerry 1965-66	98				98
Ballengee, John 1990-1992	23	149			172
Ballou, Jorge 2010-2011	41				41
Barnett, Harry 1971-1973	8	170			178
Barnhart, Bob 1969-70	15				15
Barnhart, Charlie 1965-67	4	23			27
Barnhart, Skip 1960-64	36	156	298	323	813
Barr, David 1982-1984	7	11			18
Barthley, Javaughn 2017-2019	8	5			13
Barvinchack, Crosse, 2013-2014	32				32
Baylis, Bill 1960-61, 1963-64	1			2	3
Baylor, Noah 2015-2016	163				163
Baylor, Titus 2016-2018	157	329			486
Baymon, Richard 2005-2007	160	54			214
Beck, John 1966-68	87	103			190
Beers, Barry 1968-69	5				5
Bell, Ariel 1988-1990	16	55			71
Bell, Brandon 2002-	11				11
Bell, Brent 2007-2009	0	286	427		713
Bell, Brian 2001-2003	13	41			54
Bell, Dirren 1998-2000	30	3			33
Bell, George 1959-60	27				27
Bell, Gracson 1976-1978	10	47			57
Bell, Roger, 1956-59	5	138			143
Bello, Hamed, 2014-2016	9	0			9
Bellon, Cole 2001-2003	28	168			196
Bennett, Brad 1996-1998	9	6			15
Benson, Alijah, 2010-2012	7	20	24		51
Benson, Troy 1982-1983	2				2
Bentz, John 1965-67	405	332			737
Berger, Nick 1998-1999	8				8
Berry, Paul 1999-2001	44	31			75
Billmeyer, Mick 1980-1982	76	276			352
Bishop, Brian 1988-1990	5	3			8
Blair, Gary 1960-61	40				40
Blair, Jack 1959-61	1	6			7
Bowen, Chip 1966-67	128				128
Bowen, John 1972-1974	70	181			251
Bowens, Scoots, 2019-2020	47				47
Bowers, Shaun 1996-1998	2	8			10
Bowie, Ricky 2016-2017	31				31
Boykin, Eli, 2012-2013	84				84
Branch, Marshall 1979-1981	229	364			593
Branch, Marshall 2001-2004	98	292	273		663
Branch, Mitchell 1987-1989	145	134			279
Brinkley, Jimmy 1990-1991	13				13
Britner, Andy 1989-1990	2				2
Broadus, Randy 1992-1995	2	93	233		328
Brooks, Eddie 1973-1975	271	355			626
Brooks, Joe 1997-1998	325				325
Brooks, Randy 1976-1979	63	213	217		493
Brooks, Troy 1982-1984	100	213			313
Brown, E.J. 2001-2003	29	42			71
Brown, Jess 1991-1993	83	269			352
Brown, Keith 1982-1984	142	163			305
Brown, Larry 2017-2019	8	84			92
Brown, Lester 1979-1980	20				20

Alumni Points	1st	2nd	3rd	4th	Total
B (con't)	season	season	season	season	Pts
Bully, Courtney, 2009-11	2	38			40
Burnett, Charles 1980-1981	36				36
Burnett, Jamere 1997-1999	197	246			443
Burnett, Jayvon 2018-	158	213			371
Burnett, Jeff 1972-1974	3	131			134
Burnett, Justin 1995-1996	0				0
Burnett, Robert 2005-2007	7	2			9
Busch, Gene 1982-1983	15				15
Button, Preston 2007-2008	9				9
Butts, Matt 1987-1989	81	290			371
Butts, Randy 1982-1984	295	412			707
Butts, Tim 1984-1987	45	295	429		769
C					
Caldwell, Ben 2016-2019	4	0	47	7	58
Calendine, Bryan 2007-2008	120	16			136
Campbell, Coty 2006-2007	8				8
Campbell, Marlon 1990-1992	36	257			293
Carey, Avery 1992-1994	304	341			645
Carey, Clif 2000-02	75	292			367
Carey, Devin 1995-1998	108	275	458		841
Carey, Horace 1967-68	9				9
Carey, Malik, 2013-2016	167	195	391		753
Carey, Mike 1995-1997	97	34			131
Carey, Preston, 2012-2014	90	125			215
Castera, Brandon 2015-2017	10	35			45
Chapa, Jim 1978-1980	5	5			10
Christain, Rick 1983-1985	30	182			212
Christy, John 1983-1985	65	150			215
Claybon, Arthur 2001-2003	15	139			154
Cline, Chris 1967-69	34	39			73
Cline, Kobe, 2014-2016	13	7			20
Cline, Steve 1968-70	38	199			237
Clutz, Bernie 1967-69	84	241			325
Cole, Ernest 1985-1988	63	71	208		342
Colvin, Nick, 2009-2012	70	135	186		391
Colvin, Tommy 1961-63	47	115			162
Cook, Gary 1971-1972	29				29
Cooper, Jamol 1987-1989	2	163			165
Cornelius, Terry 1973-1974	8				8
Crabtree, Steve 1980-1982	13	108			121
Craver, Jon 1977-1979	46	217			263
Cree, Jeff 1994-1996	140	335			475
Cree, Marc 1991-1993	20	0			20
Crivari, Eddie 1999-2000	64				64
Cunningham, Danny 1990-1992	165	188			353
Curran, Todd 1984-1985	14				14
Cushwa, Kenny 1986-1988	0	0			0
D					
Dando, Ken 1956-57	115				115
Daniels, Ken 1969-70	27				27
Danzer, D. 1963-64	8				8
Davis, Carlton 1984-1986	76	118			194
Davis, Dontail 1977-1979	35	194			229
Davis, Jim 1965-67	112	139			251
Dickens, Kevin 1985-1987	33	45			78
Dickson, D.D. 2007-2011	6	96	303	310	715
Diehl, Brandon 1991-1993	9	2			11
Dillard, Lewis, 2008-10	8	54			62
Dillard, Ravaughn 2016-2017	223				223
Donaldson, Tyreek, 2010-2011	6	67			73
Dossouvi, Neal 2011-2013	1	2			3
Duffey, Joel 1974-1976	9	89			98
Dunn, Rick 1980-1982	48	90			138
E					
Ebersole, Nelson 1959-61	6	37			43
Egan, T.J. 1985-1987	2	2			4
Eichelberger, Brian 1985-1988	92	310	335		737
Eighenbrode, Josh 1988-1990	6	212			218
Elgin, Tom 1965-66	5				5

# Alumni since 1956 (with career points scored)

Alumni Points	1st	2nd	3rd	4th	Total
E (con't)	season	season	season	season	Pts
Evans, Donald 1959-60	96				96
Evans, Garrett 2019-	87				87
Evans, Mitch 1968-70	66	120			186
Everett, Chris 1999-2000	61				61
Everett, Deon 2006-2007	55				55
<b>F</b>					
Fahey, Jim 1983-1984	160				160
Fahrney, Gary 1970-1972	7	14			21
Ferguson, Kaleb 2016-2018	91	211			302
Ferguson, Shawn 1990-1991	68				68
Fernandez, Jerry 1998-1999	10				10
Field, Jarrod 2006-2007	6				6
Fiery, Andrew, 2013-2014	2				2
Filsaime, Mende 2019-2020	77				77
Finniff, Doug 1986-1987	11				11
Fitchett, Josh 1995-1997	138	204			342
Flaherty, Ben 1961-62	99				99
Forsyth Cory 2006-2008	11	29			40
Fowlkes, Greg 1974-1975	32				32
Fowlkes, Victor 1976-1978	158	185			343
Frisby, Carl 1969-70	7				7
Frisby, Derrell 1993-1994	310				310
Fugate, Robert 1989-1990	10				10
Fuller, E.J. 1990-1993	203	435	241		879
Funk, Scott 1981-1982	124				124
<b>G</b>					
Gaines, Carlton 1982-1983	46				46
Gandy, Troy 1979-1981	4	14			18
Gantt, J.Q. 2011-2013	4	70			74
Gantt, Quielan 2002-2005	214	338	503		1055
Gatewood, Elijah 2015-2017	8	4			12
Gesser, Alan 1965-67	92	290			382
Gesser, Denny 1967-69	60	271			331
Ghysels, David 1973-1975	72	173			245
Grams, Mike 1975-1977	40	125			165
Greathead, Steve 1974-1976	6	40			46
Green, Jerrod, 2013-2015	132	182			314
Green, Tavis 2000-02	273	394			667
Gross, Sam 1961-63	1	11			12
Grove, Chris 2003-2005	87	107			194
Gysberts, Dick 1958-60	23	28			51
Gysberts, Gary 1963-65	6	15			21
<b>H</b>					
Hallenbeck, Eric 1988-1990	22	212			234
Hamilton, Drew 2018-2020	59	255			314
Hammond, Larry 1969-70	16				16
Hamms, Gregg 2005-2006	158				158
Hampton, Mike 1988-1989	185				185
Hardin, Brian 1979-1980	0				0
Hardman, John 2017-2019	41	153			194
Hargrove, Richard 2016-2017	4				4
Harnish, Terry 1996-1997	0				0
Harper, Darrell, 2008-09	4				4
Harris, Amir 2014-2015	6				6
Harris, Bernard 2001-2004	202	351	430		983
Harris, Dave 1968-70	327	479			806
Harris, Jerry 1973-1975	210	376			586
Hart, Bryson 1979-1981	59	150			209
Hart, Corey, 2013-2016	24	210	311		545
Hartman, Seth 2016-2018	66	133			199
Haugh, Bobby 1960-61	2				2
Hawkins, Richie 1959-61	187	174			361
Hawkins, Ronnie 1956-59	21	143	194		358
Hawkins, Tommy 1957-60	63	48	155		266
Henderson, Joe 1960-62	80	184			264
Henderson, LeRoy 1962-64	154	358			512
Henderson, Nate 1998-1999	56				56
Henry, Pat 1956-57	285				285
Henzsley, Rick 1968-70	40	118			158

Alumni Points	1st	2nd	3rd	4th	Total
H (con't)	season	season	season	season	Pts
Hess, Matt 1999-2001	10	15			25
Hester, Brian 1964-65	7				7
Hicks, Joe 1973-1974	8				8
Higgins, Bill 1959-60	5				5
Hill, Todd 1979-1981	281	300			581
Hines, Shawn 1994-1995	0				0
Hockaday, Darius 2014-2016	9	4			13
Hoffman, Marqui, 2013-2016	0	52	148		200
Holler, Mike 1997-1998	13				13
Holman, Emmett 1988-1989	28				28
Horst, Dwayne 1993-1995	54	323			377
Hose, T.J. 2002-2003	20				20
Howard, Mike 1967-69	30	117			147
Hoy, Ray 2005-2007	23	38			61
Huber, Steve 1966-68	9	70			79
Hull, Ben 1995-1996	6				6
Hullinger, Trevor 2002-2004	7	35			42
Hutzell, Keith 1998-1999	30				30
<b>J</b>					
Jackson, Arturo 1982-1983	53				53
Jackson, James 2006-2007	57				57
Jackson, William 1982-1984	43	32			75
Jarrell, Juwan, 2013-2014	29				29
Jessie, Kenzel 1985-1987	29	104			133
Jessie, Trey, 2009-2011	146	172			318
Johnson, Aaron 1988-1990	116	305			421
Johnson, Diez 2006-2007	247	22			269
Johnson, Travis 1989-1991	23	282			305
Johnston, Ryan 1981-1983	47	251			298
Jones, Cam 2019-2020	25				25
Jones, Danny 1993-1995	9	190			199
Jones, Evan 2004-2006	20	12			32
<b>K</b>					
Kalback, Andy 1987-1988	4				4
Karlen, Nick 2011-2013	17	58			75
Keats, Dick 1958-59	10				10
Keats, Mike 1960-61	38	81			119
Keller, Alan 1961-62	10				10
Keller, C. 1962-63	1				1
Keller, Steve 1972-1974	26	28			54
Kershner, Stewart 1983-1985	7	226			233
Key, Monte 1990-1991	161				161
Keyes, Cornell 1995-1997	241	358			599
Keyes, Isaiah 2011-2014	185	225	312		722
Keyes, Jerry 1976-1977	20				20
Keyes, Kenny 1975-1977	309	435			744
Keyes, Mel 1993-1994	13				13
Kipe, Ed 1965-66	143				143
Kisiel, Roger 1956-57	246				246
Kline, Ralph 1956-57	13				13
Knically, Bill 1960-64	6	142	179	175	502
Knode, Dean 1979-1981	11	39			50
Knode, Dick 1956-57	46				46
Kreiger, Freddie 2004-2006	19	118			137
Kridler, Brian 2004-2005	5				5
Krugh, Gene 1972-1974	2	14			16
<b>L</b>					
Lane, Phil 1970-1972	17	194			211
Latimer, Jack 1966-67	0				0
Laurecella, Mike 1991-1992	4				4
Lee, Anthony 2006-2008	93	140			233
Lee, Zaerik, 2018-2020	44	77			121
Lewis, Poochie 1976-1978	142	158			300
Limburg, Pete 1956-57	92				92
Lobley, Andrew 1992-1994	46	53			99
Lockhart, Johnny 1966-68	40	129			169
Long, Kenny 1963-65	18	127			145
Love, Dave 1989-1991	84	72			156
Lowenhiem, Jake 1992-1993	1				1



# Alumni since 1956 (with career points scored)

Alumni Points	1st	2nd	3rd	4th	Total
L (con't)	season	season	season	season	Pts
Lum, Darryl 1997-1998	3				3
Lum, Mike 1994-1998	0	215	81	337	633
<b>M</b>					
Madison, Theo 2019-	21				21
Magaha, Steve 1976-1978	0	0			0
Malone, Antoine 2007-2008	96				96
Mankins, Jimmy 1994-1995	0				0
Manna, Phil 1972-1973	7				7
Martin, Bob 1968-70	2	8			10
Martin, Tom 1958-59	16				16
Mattei, Joe 2007-2010	206	281	213		700
Matthews, Freddie 2006-2007	101				101
Mattox, Cornez 2005-2006	12				12
McCardell, Bob 1968-69	0				0
McCardell, Steve 1973-1975	19	59			78
McCarty, Ralph 1962-64	145	327			472
McCauley, Mike 1979-1980, 1981-1982	16	x	132		148
McCauley, Steve 1972-1974	4	0			4
McConnaughey, Justin 1995-1998	12	63	164		239
McConnaughey, Kevin 1998, 2000-02	0	x	7	72	79
McCrary, Kenny, 2012-2013	261				261
McDowell, Damion 1987-1988	0				0
McElwee, Tim 1994-1996	13	147			160
McGhee, Robert 1994-1995	24				24
McGinniss, Jim 1961-62	123				123
McLucas, Greg 1977-1979	2	12			14
McNamee, Kelly 1997-1999	5	165			170
McNamee, Tim 1970-1972	59	115			174
McPhail, John 1956-57	254				254
Medley, Evan 1999-2001	263	353			616
Medley, J'Sheun 2011-2012	19				19
Medley, Ruki 1988-1989	110				110
Mency, Dee 2004-2006	371	580			951
Meyer, Tim 2003-2004	12				12
Middlekauff, J 1962-63	12				12
Miller Rick 1960-63	0	66	163		229
Miller, Aaron, 2012-2014	0	7			7
Miller, Andrew 1996-1998	13	22			35
Miller, Clyde 1963-65	103	212			315
Miller, Gerry 1961-63	0	14			14
Miller, Jon 1997-1999	10	1			11
Miller, Larry 1971-1973	82	200			282
Mobley, Jon 1991-1993	10	5			15
Molnar, Matt 1992-1994	3	2			5
Monroe, Allan 1981-1982	135				135
Morin, Matt 2002-2003	6				6
Mose, Jeff 1969-70	2				2
Mose, Kirby 1974-1975	19				19
Moten, Rashawd 2005-2007	28	104			132
Mumma, Donny 1966-68	22	62			84
<b>N</b>					
Naylor, Nate 1999-2001	172	317			489
Neago, Christain 1998-1999	7				7
Neal, Olly 1994-1995	8				8
Neely, Tom 1956-59	13	26	71		110
Nelson, Alec 2007-2008	42	56			98
Noren, Steve 1964-66	12	103			115
Nutter 1957-58	2				2
<b>O</b>					
Ober, Max 2011-2013	78	197			275
Ober, Nathan 2007-2008	20	9			29
O'Brien, Bobby 1958-1960	15	194			209
Ofori, Alex 2016-2020	15	129	155	362	661
Ott, Jason 1998-2000	219	245			464
<b>P</b>					
Palkovitz, Rob 1970-1972	71	32			103
Palmer, Ronnie 1990-1992	30	48			78
Pantophlet, Richie 1996-1997	268				268
Pappas, Chris 1977-1979	74	191			265

Alumni Points	1st	2nd	3rd	4th	Total
P (con't)	season	season	season	season	Pts
Parker, Bo 2003-2005	80	0			80
Parsons, Tom 1969-71	224	254			478
Pearson, Lloyd 1963-65	5	320			325
Peifer, Eric 1988-1990	12	49			61
Peralta, Will 2011-2014	139	156	253		548
Pillana, Genc 2011-2012	170				170
Plume, Roger 1957-58	15				15
Plummer, Andy, 2008-09	5				5
Pressler, Steve 1965-66	2				2
Preston, Mike 1981-1983	65	143			208
Psillas, Max, 2009-2011	0	58	75		133
<b>Q</b>					
Qadir, Junaid, 2013-2014	0				0
<b>R</b>					
Racks, Linwood 1995-1996	81				81
Railing, J.R., 2009-2012	61	90	287		438
Reed, Matt 2000-02	3	71			74
Reedy, Jeff 1974-1976	5	3			8
Reese, Danny 1972-1974	31	215			246
Reynolds, Daryus, 2012-2013	35				35
Reynolds, Steve 1976-1978	15	85			100
Rice, Gary 1963-65	74	195			269
Rice, Robbie 1967-69	43	84			127
Rice, Scott 1999-2002	250	346	514		1110
Richards, D'Andre 2015-2016	28				28
Richards, Lally 2017-2020	191	288	360		839
Ridenour, Kenny 1958-60	56	70			126
Ridenour, Matt 2003-2005	2	14			16
Ridenour, Phil 1960-61	2				2
Rideout, Charles 1970-1972	229	375			604
Rideout, Mike 1972-1974	222	305			527
Rideout, Todd 1978-1981	182	148	148		478
Rios, Jorge, 2013-2015	19	120			139
Rippeon, Scott 1984-1986	6	20			26
Riser, Dave 1956-58	8	21			29
Riser, Jimmie 1959-61	113	120			233
Rivas, Mike 2007-2008	24	135			159
Robinson, Kyle 2002-2004	16	21			37
Robinson, Ronnie 1989-1990	130				130
Robinson, Russ 1981-1982	36				36
Rocco, Jason 1995-1997	2	3			5
Rodgers, Mike 1998-2001	54	37	51		142
Rodriquez, Jarell 2003-2006	131	244	235		610
Rohrer, Doug 1965-67	4	187			191
Russ, Bill 1968-70	3	48			51
Russ, Corey 1992-1994	11	92			103
Russ, Ron 1964-65	44				44
Russ, Ron 1986-1988	19	82			101
Russ, Tater 1998-2000	399	446			845
Ryan, Matty 2018-2020	2	35			37
<b>S</b>					
Salvagno, Tim 2000-02	21	69			90
Sandberg, Allen 2006-2008	11	243	205		459
Sandberg, Rory 1976-1978	122	354			476
Sauble, Marty 1965-67	49	33			82
Schaffnit, Jeff 1975-1976	4				4
Scatliffe, Azmir 2019-	21				21
Schoeck, Ted 1974-1977	297	374	451		1122
Schoeck, Teddy 2010-2013	19	56	43		118
Scott, Diamond 1994	31				31
Sellers, Bill 1969-70	13				13
Sellers, Jeff 1974-1975	192				192
Shanholtz, Kenny 1977-1979	5	20			25
Shank, Ted 1975-1977	11	7			18
Shanklin, Scott 1972-1974	3	4			7
Shatzer, Dusty 1991-1992	5				5
Shedd, Bobby 1974-1976	11	59			70
Shewbridge, Eric 1971-1973	137	377			514
Shoop, Kevin 1992-1994	61	8			69

# Alumni since 1956 (with career points scored)

Alumni Points	1st	2nd	3rd	4th	Total
S (con't)	season	season	season	season	Pts
Simic, Filip 1999-2000	21				21
Slater, Bryan 2003-2004	11				11
Smith, Chris 1974-1975	0				0
Smith, Daren 1994-1995	31				31
Smith, Devin 1995-1997	46	9			55
Smith, Pooder 1986-1988	52	207			259
Smith, Shalon 2016-2018	14	96			110
Smith, Troy 1987-1989	227	308			535
Smith, Wayne 1984-1985	4				4
Smothers, Jason 1994-1995	113				113
Smothers, John 1969-1972	214	303	555		1072
Socks, Charlie 1993-1995	3	179			182
South, Darryl 1970-1972	2	136			138
Spencer, Dick 1957-59	365	263			628
Spencer, Ed 1956-58	17	249			266
Spencer, Tyler 2007-2008	49	164			213
Spickler, David 1980-1981	2				2
Spickler, Tim 1975-1977	259	362			621
Spruce, J.R. 1997-1998	16				16
Spruce, Paul 1982-1984	189	165			354
Spruce, Purnell 2002-2003	0	163			163
Statton, Mac 1997-1998	8				8
Statton, Tom 1964-65	18				18
Staymates, Archie 1966-68	171	338			509
Staymates, Jimmy 1966-68	110	327			437
Steiding, Paul 1978-1979	2				2
Sterling, Danny 1964-66	51	258			309
Sterling, Tyler, 2009-10	256				256
Stevens, Greg 1964-65	8				8
Socks, Ryan 2017-2019	80	204			284
Stocks, Todd 1985-1986	8				8
Stoner, Aaron, 2008-10	25	6			31
Stoner, Fred 1981-1983	12	11			23
Stoner, Isaiah 2016-2018	12	76			88
Stoner, Travis 1996-1997	236				236
Stotler, Terry 1960-61	122				122
Stough, Tom 1965-66	25				25
Strawther, Diori 1988-1990	11	264			275
Strine, Steve 1991-1994	39	38	51		128
Stubbs, Elijah, 2012-2015	4	263	410		677
Stubbs, Jimmy 1992-1994	253	324			577
Suder, Andy 1984-1986	17	3			20
Sumlin, Marcellus 2006-2007	70				70
Summerlin, David 1971-1973	19	28			47
Sutton, Davonn 2007-2008	6				6
Swartz, John 1985-1987	70	212			282
<b>T</b>					
Taylor, Dave 1971-1972	5				5
Taylor, Emmanuel 1992-1994	3	84			87
Taylor, Eugene 1980-1981	8				8
Taylor, Eugene 2000-02	63	94			157
Teague, Christian, 2016-2019	59	297	299		655
Teague, John 2014-2017	60	61	286		407
Teague, Mo 2017-2018	2				2
Thomas, Gary 1977-1979	6	32			38
Thomas, Jobari, 2014-2015	24				24
Thomas, Robbie 2014-2015	5				5
Thomas, Vincent 1971-1972	59				59
Thompson, Colby 2003-2005	90	190			280
Titlow, Dave 1962-64	21	48			69
Tucker, Tom 1961-62	2				2
<b>U</b>					
Ulizio, Matt, 2010-2011	7	25			32
Ulizio, Tom 2004-2005	15				15
<b>V</b>					
Vance, Skip 1957-59	116	243			359
<b>W</b>					
Wakenight, Terry 1957-59	7	2			9
Wallech, Pork 1989-1991	27	335			362

Alumni Points	1st	2nd	3rd	4th	Total
W (con't)	season	season	season	season	Pts
Wallech, Reid, 2013-2016	3	12	71		86
Ware, Tony 1989-1992	167	351	371		889
Washington, Jim 1956-59	21	163	205		389
Washington, Kevin 1980-1982	24	114			138
Washington, Tom 1973-1975	6	27			33
Watson, Jeff 1971-1973	3	13			16
Watson, Parker 1968-70	2	68			70
Watters, Sam 1999-2001	15	73			88
Webster, Larry 1982-1984	22	250			272
Webster, Todd 1986-1987	6				6
Weeks, Joey 1978-1980	47	127			174
Weller, Jeff 1986-1988	180	256			436
Wells, Anthony, 2009-10	10				10
Wheeler, Tyrone, 2005-2007	133	328			461
White, Jiar 2016-2017	366				366
Wiley, Mark 1987-1989	2	18			20
Williams, Dana 1971-1973	72	184			256
Williams, John 1984-1986	20	74			94
Williams, Michael, 2013-2015	7	24			31
Wilson, Raheem, 2013-2016	0	110	230		340
Wilson, Tyrell 2003-2006	44	239	213		496
Witt, Lance 1986-1988	4	0			4
Wollard, Mike 1978-1980	35	149			184
Wollaston, Brett 1974-1976	64	129			193
Wollaston, Roger 1977-1978	26				26
Wright, Phil 1979-1981	43	91			134
Wright, Ray 2019-	80				80
<b>Y</b>					
Yacyk, Andrew, 2009-2013	4	55	121	189	369
Young, Phil 1984-1986	391	423			814
Young, Princeton 1963-65	97	269			366
<b>Z</b>					
Zeger, Ric 1983-1985	11	290			301
Zook, Mike 1992-1993	11				11

## FUN ALUMNI NAME FACTS

Most Common Hub Basketball Names	
<b>Bell</b>	<b>8</b>
Ariel, Brandon, Brent, Brian, Dirren, George, Gracson, Roger	

<b>Carey</b>	<b>7</b>
Avery, Clif, Devin, Horace, Malik, Mike, Preston	

<b>Miller</b>	<b>7</b>
Rick, Aaron, Andrew, Clyde, Gerry, Jon, Larry	

<b>Smith</b>	<b>7</b>
Chris, Daren, Devin, Pooder, Shalon, Troy, Wayne	

Most Common Hub Basketball Names to start with	
<b>B</b>	<b>72</b>
<b>S</b>	<b>64</b>
<b>M</b>	<b>47</b>
<b>H</b>	<b>44</b>
<b>R</b>	<b>36</b>
<b>C</b>	<b>34</b>

# A Century of Hubs Basketball

## All-Time W/L Records vs. Opponents

### All-Time Records vs Opponents (since 1956)

WASHINGTON COUNTY	W	L	PCT
vs South Hagerstown	78	63	.553
vs Boonsboro	70	7	.909
vs Williamsport	51	46	.526
vs Clear Spring	49	1	.980
vs Smithsburg	48	11	.814
vs St. Maria Goretti	37	20	.649
vs Hancock	4	0	1.000
vs Broadfording Christian	1	0	1.000
<b>TOTAL</b>	<b>338</b>	<b>148</b>	<b>.695</b>

CARROLL COUNTY	W	L	PCT
vs Westminster	45	11	.804
vs South Carroll	30	22	.577
vs Francis Scott Key	24	4	.857
vs Liberty	15	8	.652
vs Manchester Valley	3	0	1.000
vs Winters Mill	3	2	.600
vs Century	1	0	1.000
vs North Carroll	0	1	.000
<b>TOTAL</b>	<b>121</b>	<b>48</b>	<b>.716</b>

HOWARD COUNTY	W	L	PCT
vs Centennial	2	0	1.000
vs Atholton	1	0	1.000
vs Oakland Mills	1	1	.500
vs Howard	0	1	.000
vs Glenelg	0	2	.000
<b>TOTAL</b>	<b>4</b>	<b>4</b>	<b>.500</b>

PRINCE GEORGES COUNTY	W	L	PCT
vs Laurel	1	0	1.000
vs Northwestern	0	1	.000
vs Parkdale	0	1	.000
<b>TOTAL</b>	<b>1</b>	<b>2</b>	<b>.333</b>

ANNE ARUNDEL COUNTY	W	L	PCT
vs Southern (AA)	1	0	1.000
vs Glen Burnie	1	0	1.000
vs South River	1	0	1.000
<b>TOTAL</b>	<b>3</b>	<b>0</b>	<b>1.000</b>

PENNSYLVANIA SCHOOLS	W	L	PCT
vs Waynesboro	34	13	.723
vs Greencastle	14	4	.778
vs James Buchanan	6	1	.857
vs McConnellsburg	2	0	1.000
vs West York	1	0	1.000
vs Southern Fulton	1	0	1.000
vs Big Spring	1	1	.500
vs William Penn	1	1	.500
vs Gettysburg	0	1	.000
vs Boiling Springs	0	2	.000
vs Chambersburg	0	16	.000
<b>TOTAL</b>	<b>60</b>	<b>39</b>	<b>.606</b>

FREDERICK COUNTY	W	L	PCT
vs Frederick	47	47	.500
vs Catoclin	41	7	.854
vs Brunswick	35	18	.660
vs Walkersville	31	25	.554
vs Thomas Johnson	28	54	.341
vs Middletown	17	35	.327
vs Linganore	12	15	.444
vs Tuscarora	8	9	.471
vs Urbana	4	11	.267
vs Oakdale	0	4	.000
<b>TOTAL</b>	<b>223</b>	<b>225</b>	<b>.498</b>

ALLEGANY COUNTY	W	L	PCT
vs Allegany	23	15	.605
vs Fort Hill	17	15	.531
vs Mountain Ridge	3	0	1.000
<b>TOTAL</b>	<b>43</b>	<b>30</b>	<b>.589</b>

MONTGOMERY COUNTY	W	L	PCT
vs Damascus	1	0	1.000
vs Seneca Valley	1	0	1.000
vs Paint Branch	0	1	.000
vs Woodward-Walter Johnson	0	1	.000
vs Rockville	0	2	.000
vs Einstein	0	2	.000
<b>TOTAL</b>	<b>2</b>	<b>6</b>	<b>.250</b>

OTHER MD SCHOOLS	W	L	PCT
vs Bel Air	5	0	1.000
vs Southern Garrett	1	0	1.000
vs Calvert	1	0	1.000
vs Thomas Stone	1	0	1.000
vs LaSalle	1	1	.500
vs Huntingtown	0	1	.000
vs Lansdowne	0	1	.000
vs Wicomico	0	1	.000
<b>TOTAL</b>	<b>9</b>	<b>4</b>	<b>.692</b>

WEST VIRGINIA SCHOOLS	W	L	PCT
vs Martinsburg	25	41	.379
vs Hedgesville	12	8	.600
vs Jefferson	5	9	.357
vs Spring Mills	2	0	1.000
vs Berkeley Springs	1	0	1.000
vs Charles Town	0	2	.000
<b>TOTAL</b>	<b>45</b>	<b>60</b>	<b>.429</b>

VIRGINIA SCHOOLS	W	L	PCT
vs Loudoun County	1	3	.250
vs James Wood	0	1	.000
vs Flint Hill	0	2	.000
<b>TOTAL</b>	<b>1</b>	<b>6</b>	<b>.143</b>





# All-Time Results vs South Hagerstown



vs South Hagerstown						vs South Hagerstown					
YEAR	WINNER	SCORE	LOSER	SCORE	SERIES	YEAR	WINNER	SCORE	LOSER	SCORE	SERIES
1956-57	North Hagerstown	61	South Hagerstown	49	NH 1-0	1988-89	North Hagerstown	52	South Hagerstown	39	NH 41-32
	South Hagerstown	67	North Hagerstown	64	T 1-1		North Hagerstown	66	South Hagerstown	52	NH 42-32
	*South Hagerstown	63	North Hagerstown	48	SH 2-1	1989-90	South Hagerstown	67	North Hagerstown	50	NH 42-33
1957-58	North Hagerstown	45	South Hagerstown	39	T 2-2		North Hagerstown	72	South Hagerstown	61	NH 43-33
	North Hagerstown	46	South Hagerstown	45	NH 3-2	1990-91	North Hagerstown	70	South Hagerstown	55	NH 44-33
1958-59	North Hagerstown	60	South Hagerstown	32	NH 4-2		North Hagerstown	83	South Hagerstown	62	NH 45-33
	North Hagerstown	59	South Hagerstown	46	NH 5-2	1991-92	North Hagerstown	67	South Hagerstown	64	NH 46-33
1959-60	South Hagerstown	55	North Hagerstown	43	NH 5-3		North Hagerstown	76	South Hagerstown	67	NH 47-33
	South Hagerstown	38	South Hagerstown	36	NH 6-3	1992-93	South Hagerstown	64	North Hagerstown	61	NH 47-34
	*North Hagerstown	46	South Hagerstown	42	NH 7-3		North Hagerstown	73	South Hagerstown	68	NH 48-34
1960-61	South Hagerstown	66	North Hagerstown	34	NH 7-4	1993-94	South Hagerstown	63	South Hagerstown	56	NH 49-34
	South Hagerstown	67	North Hagerstown	30	NH 7-5		>South Hagerstown	59	North Hagerstown	54	NH 49-35
1961-62	South Hagerstown	47	North Hagerstown	39	NH 7-6		South Hagerstown	83	North Hagerstown	67	NH 49-36
	North Hagerstown	54	South Hagerstown	52	NH 8-6	1994-95	South Hagerstown	75	North Hagerstown	56	NH 49-37
	*South Hagerstown	80	North Hagerstown	52	NH 8-7		South Hagerstown	67	North Hagerstown	45	NH 49-38
1962-63	North Hagerstown	51	South Hagerstown	50	NH 9-7	1995-96	>South Hagerstown	67	North Hagerstown	66	NH 49-39
	North Hagerstown	58	South Hagerstown	56	NH 10-7		North Hagerstown	63	South Hagerstown	59	NH 50-39
1963-64	North Hagerstown	80	South Hagerstown	71	NH 11-7		South Hagerstown	77	North Hagerstown	61	NH 50-40
	South Hagerstown	84	North Hagerstown	71	NH 11-8	1996-97	North Hagerstown	57	South Hagerstown	48	NH 51-40
	*North Hagerstown	59	South Hagerstown	51	NH 12-8		North Hagerstown	61	South Hagerstown	44	NH 52-40
1964-65	South Hagerstown	64	North Hagerstown	54	NH 12-9	1997-98	North Hagerstown	60	South Hagerstown	57	NH 53-40
	South Hagerstown	65	North Hagerstown	49	NH 12-10		North Hagerstown	77	South Hagerstown	56	NH 54-40
1965-66	South Hagerstown	78	North Hagerstown	66	NH 12-11	1998-99	South Hagerstown	72	North Hagerstown	53	NH 54-41
	South Hagerstown	80	North Hagerstown	59	T 12-12		South Hagerstown	66	North Hagerstown	44	NH 54-42
1966-67	South Hagerstown	64	North Hagerstown	50	SH 13-12	1999-00	>North Hagerstown	79	South Hagerstown	67	NH 55-42
	North Hagerstown	62	South Hagerstown	44	T 13-13		North Hagerstown	62	South Hagerstown	61	NH 56-42
	*North Hagerstown	74	South Hagerstown	43	NH 14-13		South Hagerstown	80	North Hagerstown	74	NH 56-43
1967-68	North Hagerstown	53	South Hagerstown	45	NH 15-13	2000-01	North Hagerstown	63	South Hagerstown	62	NH 57-43
	North Hagerstown	77	South Hagerstown	66	NH 16-13		North Hagerstown	70	South Hagerstown	62	NH 58-43
1968-69	South Hagerstown	51	North Hagerstown	49	NH 16-14	2001-02	South Hagerstown	80	North Hagerstown	75	NH 58-44
	North Hagerstown	65	South Hagerstown	63	NH 17-14		North Hagerstown	67	South Hagerstown	48	NH 59-44
	*South Hagerstown	76	North Hagerstown	74	ot NH 17-15	2002-03	North Hagerstown	69	South Hagerstown	64	NH 60-44
1969-70	North Hagerstown	74	South Hagerstown	62	NH 18-15		South Hagerstown	72	North Hagerstown	58	NH 60-45
	North Hagerstown	80	South Hagerstown	47	NH 19-15	2003-04	South Hagerstown	83	North Hagerstown	63	NH 60-46
1970-71	North Hagerstown	77	South Hagerstown	75	NH 20-15		South Hagerstown	83	North Hagerstown	68	NH 60-47
	North Hagerstown	71	South Hagerstown	60	NH 21-15	2004-05	North Hagerstown	83	South Hagerstown	52	NH 61-47
1971-72	North Hagerstown	77	South Hagerstown	52	NH 22-15		North Hagerstown	68	South Hagerstown	66	NH 62-47
	North Hagerstown	55	South Hagerstown	43	NH 23-15	2005-06	North Hagerstown	68	South Hagerstown	53	NH 63-47
1972-73	South Hagerstown	68	North Hagerstown	51	NH 23-16		North Hagerstown	87	South Hagerstown	71	NH 64-47
	South Hagerstown	67	North Hagerstown	58	NH 23-17	2006-07	South Hagerstown	61	North Hagerstown	56	NH 64-48
1973-74	South Hagerstown	94	North Hagerstown	80	NH 23-18		North Hagerstown	65	South Hagerstown	61	ot NH 65-48
	South Hagerstown	90	North Hagerstown	64	NH 23-19	2007-08	North Hagerstown	56	North Hagerstown	55	NH 66-48
1974-75	North Hagerstown	73	South Hagerstown	72	NH 24-19		South Hagerstown	67	South Hagerstown	60	ot NH 66-49
	North Hagerstown	71	South Hagerstown	58	NH 25-19	2008-09	South Hagerstown	62	North Hagerstown	45	NH 66-50
1975-76	North Hagerstown	70	South Hagerstown	68	NH 26-19		North Hagerstown	67	South Hagerstown	54	NH 67-50
	South Hagerstown	46	North Hagerstown	45	NH 26-20	2009-10	South Hagerstown	61	North Hagerstown	49	NH 67-51
	*North Hagerstown	79	South Hagerstown	70	NH 27-20		North Hagerstown	42	South Hagerstown	37	NH 68-51
1976-77	North Hagerstown	85	South Hagerstown	63	NH 28-20	2010-11	North Hagerstown	48	South Hagerstown	47	NH 69-51
	North Hagerstown	80	South Hagerstown	43	NH 29-20		South Hagerstown	74	North Hagerstown	53	NH 69-52
	*North Hagerstown	72	South Hagerstown	52	NH 30-20	2011-12	South Hagerstown	58	North Hagerstown	32	NH 69-53
1977-78	South Hagerstown	53	North Hagerstown	45	NH 30-21		South Hagerstown	66	North Hagerstown	50	NH 69-54
	North Hagerstown	55	South Hagerstown	50	NH 31-21	2012-13	South Hagerstown	65	North Hagerstown	51	NH 69-55
1978-79	South Hagerstown	52	North Hagerstown	43	NH 31-22		North Hagerstown	67	South Hagerstown	63	NH 70-55
	South Hagerstown	88	North Hagerstown	59	NH 31-23	2013-14	South Hagerstown	82	North Hagerstown	54	NH 70-56
1979-80	South Hagerstown	62	North Hagerstown	60	NH 31-24		South Hagerstown	60	North Hagerstown	53	NH 70-57
	South Hagerstown	91	North Hagerstown	64	NH 31-25	2014-15	South Hagerstown	72	North Hagerstown	67	NH 70-58
1980-81	South Hagerstown	83	North Hagerstown	67	NH 31-26		South Hagerstown	63	North Hagerstown	56	NH 70-59
	South Hagerstown	89	North Hagerstown	57	NH 31-27	2015-16	South Hagerstown	65	North Hagerstown	62	NH 70-60
1981-82	South Hagerstown	47	North Hagerstown	40	NH 31-28		North Hagerstown	66	South Hagerstown	62	NH 71-60
	South Hagerstown	45	North Hagerstown	37	NH 31-29	2016-17	South Hagerstown	72	North Hagerstown	56	NH 71-61
1982-83	North Hagerstown	51	South Hagerstown	39	NH 32-29		South Hagerstown	58	North Hagerstown	49	NH 71-62
	South Hagerstown	56	North Hagerstown	48	NH 32-30	2017-18	North Hagerstown	64	South Hagerstown	58	NH 72-62
1983-84	North Hagerstown	81	South Hagerstown	64	NH 33-30		North Hagerstown	69	South Hagerstown	59	NH 73-62
	North Hagerstown	52	South Hagerstown	43	NH 34-30		North Hagerstown*	80	South Hagerstown	55	NH 74-62
1984-85	North Hagerstown	76	South Hagerstown	57	NH 35-30	2018-19	North Hagerstown	65	South Hagerstown	54	NH 75-62
	North Hagerstown	84	South Hagerstown	42	NH 36-30		North Hagerstown	67	South Hagerstown	52	NH 76-62
1985-86	North Hagerstown	61	South Hagerstown	56	NH 37-30		North Hagerstown*	72	South Hagerstown	68	NH 77-62
	South Hagerstown	66	North Hagerstown	59	NH 37-31	2019-20	North Hagerstown	74	South Hagerstown	66	NH 78-62
1986-87	North Hagerstown	37	South Hagerstown	34	NH 38-31		South Hagerstown	72	North Hagerstown	63	NH 78-63
	South Hagerstown	55	North Hagerstown	50	NH 38-32						
1987-88	North Hagerstown	71	South Hagerstown	67	ot NH 39-32						
	North Hagerstown	83	South Hagerstown	66	NH 40-32						

BOLD = Home Team

\*-PLAYOFFS

> - TOURNAMENT



# All-Time Results vs Williamsport



vs Williamsport											
YEAR	WINNER	SCORE	LOSER	SCORE	SERIES	YEAR	WINNER	SCORE	LOSER	SCORE	SERIES
1956-57	North Hagerstown	79	Williamsport	40	NH 1-0	1997-98	Williamsport	48	North Hagerstown	45	NH 30-20
	North Hagerstown	72	Williamsport	50	NH 2-0		North Hagerstown	45	Williamsport	31	NH 31-20
1957-58	North Hagerstown	58	Williamsport	25	NH 3-0		Williamsport	58	North Hagerstown	43	NH 31-21
	North Hagerstown	51	Williamsport	35	NH 4-0		Williamsport	52	North Hagerstown	43	NH 31-22
1972-73	North Hagerstown	58	Williamsport	41	NH 5-0		Williamsport	56	North Hagerstown	54	NH 31-23
	North Hagerstown	64	Williamsport	52	NH 6-0	1999-00	North Hagerstown	62	Williamsport	57	NH 32-23
1973-74	North Hagerstown	61	Williamsport	47	NH 7-0		>Williamsport	49	North Hagerstown	40	NH 32-24
	North Hagerstown	85	Williamsport	79	NH 8-0		North Hagerstown	57	Williamsport	46	NH 33-24
1974-75	North Hagerstown	90	Williamsport	48	NH 9-0	2000-01	North Hagerstown	66	Williamsport	32	NH 34-24
	North Hagerstown	48	Williamsport	40	ot NH 10-0		North Hagerstown	69	Williamsport	51	NH 35-24
1975-76	North Hagerstown	86	Williamsport	33	NH 11-0	2001-02	North Hagerstown	57	Williamsport	38	NH 36-24
	North Hagerstown	98	Williamsport	36	NH 12-0		North Hagerstown	57	Williamsport	42	NH 37-24
1976-77	North Hagerstown	86	Williamsport	52	NH 13-0	2002-03	North Hagerstown	52	Williamsport	41	NH 38-24
	North Hagerstown	84	Williamsport	57	NH 14-0		North Hagerstown	70	Williamsport	52	NH 39-24
1977-78	North Hagerstown	66	Williamsport	53	NH 15-0	2003-04	North Hagerstown	77	Williamsport	44	NH 40-24
	North Hagerstown	83	Williamsport	54	NH 16-0		North Hagerstown	72	Williamsport	64	NH 41-24
1978-79	Williamsport	63	North Hagerstown	57	NH 16-1	2004-05	North Hagerstown	61	Williamsport	41	NH 42-24
	Williamsport	66	North Hagerstown	61	NH 16-2		North Hagerstown	77	Williamsport	70	NH 43-24
1979-80	Williamsport	58	North Hagerstown	47	NH 16-3	2005-06	Williamsport	55	North Hagerstown	53	NH 43-25
	Williamsport	64	North Hagerstown	51	NH 16-4		Williamsport	50	North Hagerstown	43	NH 43-26
1980-81	North Hagerstown	68	Williamsport	60	NH 17-4	2006-07	North Hagerstown	60	Williamsport	57	NH 44-26
	North Hagerstown	53	Williamsport	48	NH 18-4		Williamsport	57	North Hagerstown	36	NH 44-27
1981-82	North Hagerstown	65	Williamsport	49	NH 19-4	2007-08	Williamsport	67	North Hagerstown	64	NH 44-28
	Williamsport	55	North Hagerstown	49	NH 19-5		Williamsport	59	North Hagerstown	43	NH 44-29
	>Williamsport	65	North Hagerstown	63	NH 19-6	2008-09	North Hagerstown	53	Williamsport	50	NH 45-29
1983-84	>North Hagerstown	51	Williamsport	46	NH 20-6		Williamsport	60	North Hagerstown	35	NH 45-30
1984-85	North Hagerstown	62	Williamsport	55	NH 21-6	2009-10	North Hagerstown	55	Williamsport	44	NH 46-30
	>North Hagerstown	53	Williamsport	50	NH 22-6		Williamsport	58	North Hagerstown	50	NH 46-31
1985-86	North Hagerstown	46	Williamsport	40	NH 23-6	2010-11	Williamsport	62	North Hagerstown	36	NH 46-32
	>Williamsport	64	North Hagerstown	52	NH 23-7		North Hagerstown	50	Williamsport	39	NH 47-32
1986-87	North Hagerstown	61	Williamsport	45	NH 24-7	2011-12	North Hagerstown	65	Williamsport	56	NH 48-32
	>North Hagerstown	66	Williamsport	57	NH 25-7		Williamsport	61	North Hagerstown	46	NH 48-33
1987-88	North Hagerstown	44	Williamsport	37	NH 26-7	2012-13	Williamsport	63	North Hagerstown	61	NH 48-34
1989-90	Williamsport	77	North Hagerstown	51	NH 26-8		North Hagerstown	54	Williamsport	47	NH 49-34
	Williamsport	68	North Hagerstown	65	NH 26-9	2013-14	Williamsport	65	North Hagerstown	45	NH 49-35
1990-91	North Hagerstown	83	Williamsport	40	NH 27-9		Williamsport	57	North Hagerstown	54	NH 49-36
	North Hagerstown	77	Williamsport	58	NH 28-9	2014-15	Williamsport	76	North Hagerstown	68	NH 49-37
1991-92	Williamsport	78	North Hagerstown	57	NH 28-10		Williamsport	60	North Hagerstown	52	NH 49-38
	North Hagerstown	66	Williamsport	52	NH 29-10	2015-16	Williamsport	64	North Hagerstown	54	NH 49-39
1992-93	North Hagerstown	70	Williamsport	64	NH 30-10		Williamsport	53	North Hagerstown	47	NH 49-40
	Williamsport	77	North Hagerstown	50	NH 30-11	2016-17	Williamsport	62	North Hagerstown	49	NH 49-41
1993-94	Williamsport	57	North Hagerstown	54	NH 30-12		Williamsport	51	North Hagerstown	40	NH 49-42
	Williamsport	55	North Hagerstown	53	NH 30-13	2017-18	Williamsport	53	North Hagerstown	49	NH 49-43
1994-95	Williamsport	58	North Hagerstown	39	NH 30-14		Williamsport	70	North Hagerstown	60	NH 49-44
	Williamsport	55	North Hagerstown	41	NH 30-15	2018-19	North Hagerstown	55	Williamsport	53	NH 50-44
1995-96	Williamsport	69	North Hagerstown	53	NH 30-16		North Hagerstown	56	Williamsport	52	ot NH 51-44
	Williamsport	61	North Hagerstown	50	NH 30-17	2019-20	Williamsport	64	North Hagerstown	45	NH 51-45
1996-97	Williamsport	59	North Hagerstown	41	NH 30-18		Williamsport	70	North Hagerstown	59	NH 51-46
	Williamsport	67	North Hagerstown	58	NH 30-19						

## DID YOU KNOW?

*In the North - Williamsport series both teams have had long win streaks in the series. The Hubs won the first 16 in the series from 1956 to 1978, then the Wildcats won 10 in a row from 1993 to 1998. North put together another streak of 11 in a row together from 2000 to 2006, then Williamsport won 10 in a row from 2013 to 2018.*





# All-Time Results vs Smithsburg



vs Smithsburg						vs Smithsburg					
YEAR	WINNER	SCORE	LOSER	SCORE	SERIES	YEAR	WINNER	SCORE	LOSER	SCORE	SERIES
1987-88	North Hagerstown	72	Smithsburg	63	NH 1-0	2003-04	North Hagerstown	64	Smithsburg	36	NH 23-8
1988-89	Smithsburg	57	North Hagerstown	54	T 1-1		North Hagerstown	76	Smithsburg	45	NH 24-8
1989-90	Smithsburg	61	North Hagerstown	59	S 2-1	2004-05	North Hagerstown	64	Smithsburg	49	NH 25-8
	North Hagerstown	86	Smithsburg	56	T 2-2		North Hagerstown	71	Smithsburg	49	NH 26-8
1990-91	North Hagerstown	76	Smithsburg	69	NH 3-2	2005-06	North Hagerstown	73	Smithsburg	61	NH 27-8
	North Hagerstown	73	Smithsburg	71	NH 4-2		North Hagerstown	75	Smithsburg	49	NH 28-8
1991-92	North Hagerstown	68	Smithsburg	66	NH 5-2	2006-07	North Hagerstown	53	Smithsburg	43	NH 29-8
	North Hagerstown	67	Smithsburg	58	NH 6-2		Smithsburg	55	North Hagerstown	44	NH 29-10
1992-93	Smithsburg	72	North Hagerstown	49	NH 6-3	2007-08	North Hagerstown	50	Smithsburg	49	NH 30-10
	Smithsburg	52	North Hagerstown	50	NH 6-4	2008-09	North Hagerstown	62	Smithsburg	49	NH 31-10
1993-94	Smithsburg	73	North Hagerstown	67	NH 6-5	2009-10	North Hagerstown	66	Smithsburg	57	NH 32-10
	North Hagerstown	65	Smithsburg	49	NH 7-5		North Hagerstown	57	Smithsburg	37	NH 33-10
1994-95	North Hagerstown	56	Smithsburg	47	NH 8-5	2010-11	North Hagerstown	65	Smithsburg	56	NH 34-10
	North Hagerstown	92	Smithsburg	52	NH 9-5		North Hagerstown	73	Smithsburg	63	NH 35-10
1995-96	Smithsburg	59	North Hagerstown	56	NH 9-6	2011-12	Smithsburg	41	North Hagerstown	31	NH 35-11
	Smithsburg	69	North Hagerstown	53	NH 9-7		North Hagerstown	89	Smithsburg	86	ot NH 36-11
1996-97	North Hagerstown	73	Smithsburg	46	NH 10-7	2012-13	North Hagerstown	61	Smithsburg	56	NH 37-11
	North Hagerstown	92	Smithsburg	49	NH 11-7		North Hagerstown	56	Smithsburg	43	NH 38-11
1997-98	North Hagerstown	73	Smithsburg	42	NH 12-7	2013-14	Smithsburg	66	North Hagerstown	60	NH 38-12
	North Hagerstown	82	Smithsburg	51	NH 13-7		North Hagerstown	73	Smithsburg	52	NH 39-12
1998-99	Smithsburg	67	North Hagerstown	66	NH 13-8	2014-15	North Hagerstown	71	Smithsburg	48	NH 40-12
	North Hagerstown	71	Smithsburg	58	NH 14-8		North Hagerstown	80	Smithsburg	68	NH 41-12
1999-00	North Hagerstown	80	Smithsburg	61	NH 15-8	2015-16	North Hagerstown	47	Smithsburg	36	NH 42-12
	North Hagerstown	75	Smithsburg	58	NH 16-8		North Hagerstown	63	Smithsburg	36	NH 43-12
2000-01	North Hagerstown	67	Smithsburg	40	NH 17-8	2016-17	North Hagerstown	61	Smithsburg	52	NH 44-12
	North Hagerstown	58	Smithsburg	29	NH 18-8		North Hagerstown	70	Smithsburg	52	NH 45-12
2001-02	North Hagerstown	70	Smithsburg	43	NH 19-8	2017-18	North Hagerstown	61	Smithsburg	57	NH 46-12
	North Hagerstown	82	Smithsburg	51	NH 20-8	2018-19	North Hagerstown	69	Smithsburg	48	NH 47-11
2002-03	North Hagerstown	65	Smithsburg	55	NH 21-8	2019-20	North Hagerstown	68	Smithsburg	44	NH 48-11
	North Hagerstown	71	Smithsburg	45	NH 22-8						



# All-Time Results vs Clear Spring



vs Clear Spring						vs Clear Spring					
YEAR	WINNER	SCORE	LOSER	SCORE	SERIES	YEAR	WINNER	SCORE	LOSER	SCORE	SERIES
1981-82	North Hagerstown	82	Clear Spring	52	NH 1-0	2003-04	North Hagerstown	70	Clear Spring	65	NH 25-1
1991-92	North Hagerstown	69	Clear Spring	46	NH 2-0		North Hagerstown	71	Clear Spring	61	NH 26-1
	North Hagerstown	63	Clear Spring	58	NH 3-0	2004-05	North Hagerstown	72	Clear Spring	30	NH 27-1
1992-93	North Hagerstown	61	Clear Spring	48	NH 4-0		North Hagerstown	94	Clear Spring	49	NH 28-1
	North Hagerstown	54	Clear Spring	53	NH 5-0	2005-06	North Hagerstown	69	Clear Spring	48	NH 29-1
1993-94	North Hagerstown	80	Clear Spring	66	NH 6-0		North Hagerstown	71	Clear Spring	44	NH 30-1
	North Hagerstown	65	Clear Spring	60	NH 7-0	2006-07	North Hagerstown	80	Clear Spring	58	NH 31-1
1994-95	North Hagerstown	53	Clear Spring	51	NH 8-0		North Hagerstown	78	Clear Spring	58	NH 32-1
	Clear Spring	57	North Hagerstown	48	NH 8-1	2007-08	North Hagerstown	61	Clear Spring	57	NH 33-1
1995-96	North Hagerstown	53	Clear Spring	44	NH 9-1	2008-09	North Hagerstown	80	Clear Spring	77	ot NH 34-1
	North Hagerstown	79	Clear Spring	60	NH 10-1	2009-10	North Hagerstown	74	Clear Spring	53	NH 35-1
1996-97	North Hagerstown	66	Clear Spring	43	NH 11-1		North Hagerstown	75	Clear Spring	70	NH 36-1
	North Hagerstown	85	Clear Spring	57	NH 12-1	2010-11	North Hagerstown	72	Clear Spring	38	NH 37-1
1997-98	North Hagerstown	77	Clear Spring	41	NH 13-1		North Hagerstown	77	Clear Spring	47	NH 38-1
	North Hagerstown	83	Clear Spring	47	NH 14-1	2011-12	North Hagerstown	60	Clear Spring	47	NH 39-1
1998-99	North Hagerstown	77	Clear Spring	40	NH 15-1		North Hagerstown	73	Clear Spring	57	NH 40-1
	North Hagerstown	86	Clear Spring	67	NH 16-1	2012-13	North Hagerstown	68	Clear Spring	34	NH 41-1
1999-00	North Hagerstown	79	Clear Spring	34	NH 17-1		North Hagerstown	57	Clear Spring	30	NH 42-1
	North Hagerstown	69	Clear Spring	41	NH 18-1	2013-14	North Hagerstown	82	Clear Spring	64	NH 43-1
2000-01	North Hagerstown	71	Clear Spring	42	NH 19-1	2014-15	North Hagerstown	54	Clear Spring	51	NH 44-1
	North Hagerstown	79	Clear Spring	40	NH 20-1	2015-16	North Hagerstown	62	Clear Spring	51	ot NH 45-1
2001-02	North Hagerstown	65	Clear Spring	32	NH 21-1	2016-17	North Hagerstown	63	Clear Spring	44	NH 46-1
	North Hagerstown	76	Clear Spring	43	NH 22-1	2017-18	North Hagerstown	77	Clear Spring	63	NH 47-1
2002-03	North Hagerstown	62	Clear Spring	42	NH 23-1	2018-19	North Hagerstown	75	Clear Spring	55	NH 48-1
	North Hagerstown	74	Clear Spring	41	NH 24-1	2019-20	North Hagerstown	73	Clear Spring	54	NH 49-1



# All-Time Results vs Broadfording



vs Broadfording Christian Academy					
YEAR	WINNER	SCORE	LOSER	SCORE	SERIES
2015-16	North Hagerstown	70	Broadfording Christ.	62	NH 1-0



# All-Time Results vs Boonsboro



vs Boonsboro											
YEAR	WINNER	SCORE	LOSER	SCORE	SERIES	YEAR	WINNER	SCORE	LOSER	SCORE	SERIES
1961-62	North Hagerstown	50	Boonsboro	41	NH 1-0	2000-01	North Hagerstown	66	Boonsboro	46	NH 36-3
	North Hagerstown	44	Boonsboro	36	NH 2-0		North Hagerstown	80	Boonsboro	58	NH 37-3
1962-63	North Hagerstown	50	Boonsboro	36	NH 3-0	2001-02	North Hagerstown	79	Boonsboro	35	NH 38-3
	North Hagerstown	69	Boonsboro	45	NH 4-0		North Hagerstown	92	Boonsboro	59	NH 39-3
1963-64	North Hagerstown	69	Boonsboro	47	NH 5-0	2002-03	North Hagerstown	71	Boonsboro	56	NH 40-3
	North Hagerstown	63	Boonsboro	50	NH 6-0		North Hagerstown	73	Boonsboro	61	NH 41-3
1964-65	North Hagerstown	87	Boonsboro	47	NH 7-0	2003-04	North Hagerstown	65	Boonsboro	41	NH 42-3
	North Hagerstown	84	Boonsboro	48	NH 8-0		North Hagerstown	82	Boonsboro	44	NH 43-3
1965-66	North Hagerstown	77	Boonsboro	54	NH 9-0	2004-05	North Hagerstown	83	Boonsboro	54	NH 44-3
	North Hagerstown	82	Boonsboro	56	NH 10-0		North Hagerstown	76	Boonsboro	54	NH 45-3
1966-67	North Hagerstown	90	Boonsboro	41	NH 11-0	2005-06	North Hagerstown	66	Boonsboro	57	NH 46-3
	North Hagerstown	57	Boonsboro	37	NH 12-0		North Hagerstown	81	Boonsboro	63	NH 47-3
1982-83	Boonsboro	66	North Hagerstown	60	NH 12-1	2006-07	Boonsboro	66	North Hagerstown	48	NH 47-4
1986-87	>North Hagerstown	63	Boonsboro	57	NH 13-1		Boonsboro	48	North Hagerstown	46	NH 47-5
1987-88	>North Hagerstown	63	Boonsboro	49	NH 14-1	2007-08	North Hagerstown	57	Boonsboro	29	NH 48-5
1989-90	Boonsboro	68	North Hagerstown	53	NH 14-2		North Hagerstown	62	Boonsboro	61	NH 49-5
	North Hagerstown	56	Boonsboro	55	NH 15-2	2008-09	North Hagerstown	60	Boonsboro	53	ot NH 50-5
1990-91	North Hagerstown	77	Boonsboro	61	NH 16-2		North Hagerstown	59	Boonsboro	33	NH 51-5
	North Hagerstown	103	Boonsboro	72	NH 17-2	2009-10	North Hagerstown	52	Boonsboro	29	NH 52-5
1991-92	North Hagerstown	77	Boonsboro	65	NH 18-2		North Hagerstown	80	Boonsboro	58	NH 53-5
	North Hagerstown	94	Boonsboro	70	NH 19-2	2010-11	North Hagerstown	68	Boonsboro	23	NH 54-5
1992-93	Boonsboro	61	North Hagerstown	43	NH 19-3		North Hagerstown	57	Boonsboro	32	NH 55-5
	North Hagerstown	83	Boonsboro	67	NH 20-3	2011-12	North Hagerstown	73	Boonsboro	46	NH 56-5
1993-94	North Hagerstown	63	Boonsboro	51	NH 21-3		North Hagerstown	64	Boonsboro	53	NH 57-5
	North Hagerstown	79	Boonsboro	46	NH 22-3	2012-13	North Hagerstown	63	Boonsboro	31	NH 58-5
1994-95	North Hagerstown	66	Boonsboro	60	NH 23-3		North Hagerstown	61	Boonsboro	39	NH 59-5
	North Hagerstown	68	Boonsboro	55	NH 24-3	2013-14	Boonsboro	67	North Hagerstown	65	NH 59-6
1995-96	North Hagerstown	76	Boonsboro	65	NH 25-3		North Hagerstown	71	Boonsboro	61	NH 60-6
	North Hagerstown	71	Boonsboro	55	NH 26-3	2014-15	North Hagerstown	59	Boonsboro	40	NH 61-6
1996-97	>North Hagerstown	72	Boonsboro	58	NH 27-3		Boonsboro	64	North Hagerstown	62	NH 61-7
	North Hagerstown	78	Boonsboro	52	NH 28-3	2015-16	North Hagerstown	65	Boonsboro	59	NH 62-7
	North Hagerstown	78	Boonsboro	66	NH 29-3		North Hagerstown	68	Boonsboro	67	NH 63-7
1997-98	North Hagerstown	66	Boonsboro	47	NH 30-3	2016-17	North Hagerstown	63	Boonsboro	57	NH 64-7
	North Hagerstown	59	Boonsboro	50	NH 31-3		North Hagerstown	61	Boonsboro	41	NH 65-7
1998-99	North Hagerstown	64	Boonsboro	47	NH 32-3	2017-18	North Hagerstown	69	Boonsboro	55	NH 66-7
	North Hagerstown	59	Boonsboro	37	NH 33-3		North Hagerstown	71	Boonsboro	49	NH 67-7
1999-00	North Hagerstown	74	Boonsboro	49	NH 34-3	2018-19	North Hagerstown	54	Boonsboro	40	NH 68-7
	North Hagerstown	67	Boonsboro	48	NH 35-3		North Hagerstown	63	Boonsboro	38	NH 69-7
> - TOURNAMENT						2019-20	North Hagerstown	77	Boonsboro	59	NH 70-7



# All-Time Results vs Hancock



vs Hancock					
YEAR	WINNER	SCORE	LOSER	SCORE	SERIES
1957-58	North Hagerstown	64	Hancock	39	NH 1-0
	North Hagerstown	63	Hancock	54	NH 2-0
1958-59	North Hagerstown	67	Hancock	24	NH 3-0
	North Hagerstown	65	Hancock	28	NH 4-0

## DID YOU KNOW?

*When North Hagerstown and Hancock meet this season it will mark the first time the Hubs and Panthers have played in 62 years. In that 1958-59 season North soundly defeated Hancock in both matchups, however the Panthers would join the Hubs and advance all the way to the State Semis at Cole Field House. North would represent Class A and Hancock in Class B.*





# All-Time Results vs St. Maria Goretti



vs St. Maria Goretti											
YEAR	WINNER	SCORE	LOSER	SCORE	SERIES	YEAR	WINNER	SCORE	LOSER	SCORE	SERIES
1957-58	North Hagerstown	63	St. Maria Goretti	49	NH 1-0	1972-73	North Hagerstown	69	St. Maria Goretti	53	NH 25-6
	North Hagerstown	60	St. Maria Goretti	38	NH 2-0		North Hagerstown	79	St. Maria Goretti	56	NH 26-6
1958-59	North Hagerstown	65	St. Maria Goretti	56	NH 3-0	1973-74	North Hagerstown	82	St. Maria Goretti	51	NH 27-6
	St. Maria Goretti	57	North Hagerstown	56	NH 3-1		North Hagerstown	78	St. Maria Goretti	46	NH 28-6
1959-60	North Hagerstown	41	St. Maria Goretti	31	NH 4-1	1974-75	North Hagerstown	62	St. Maria Goretti	46	NH 29-6
	North Hagerstown	40	St. Maria Goretti	34	NH 5-1		North Hagerstown	89	St. Maria Goretti	64	NH 30-6
1960-61	St. Maria Goretti	55	North Hagerstown	50	NH 5-2	1975-76	North Hagerstown	68	St. Maria Goretti	47	NH 31-6
	St. Maria Goretti	53	North Hagerstown	45	NH 5-3		North Hagerstown	65	St. Maria Goretti	48	NH 32-6
	St. Maria Goretti	62	North Hagerstown	44	NH 5-4	1976-77	North Hagerstown	88	St. Maria Goretti	44	NH 33-6
1961-62	North Hagerstown	56	St. Maria Goretti	48	NH 6-4		North Hagerstown	98	St. Maria Goretti	60	NH 34-6
1962-63	North Hagerstown	61	St. Maria Goretti	26	NH 7-4	1977-78	St. Maria Goretti	61	North Hagerstown	56	NH 34-7
	North Hagerstown	73	St. Maria Goretti	45	NH 8-4		St. Maria Goretti	53	North Hagerstown	50	NH 34-8
1963-64	North Hagerstown	85	St. Maria Goretti	45	NH 9-4	1978-79	North Hagerstown	69	St. Maria Goretti	58	NH 35-8
	North Hagerstown	71	St. Maria Goretti	33	NH 10-4		St. Maria Goretti	53	North Hagerstown	52	NH 35-9
1964-65	St. Maria Goretti	60	North Hagerstown	59	NH 10-5	1979-80	St. Maria Goretti	48	North Hagerstown	41	NH 35-10
	North Hagerstown	78	St. Maria Goretti	56	NH 11-5		St. Maria Goretti	67	North Hagerstown	43	NH 35-11
1965-66	North Hagerstown	48	St. Maria Goretti	37	NH 12-5	1980-81	North Hagerstown	58	St. Maria Goretti	57	NH 36-11
	St. Maria Goretti	60	North Hagerstown	59	NH 12-6		North Hagerstown	49	St. Maria Goretti	47	NH 37-11
1966-67	North Hagerstown	71	St. Maria Goretti	41	NH 13-6	1981-82	St. Maria Goretti	81	North Hagerstown	44	NH 37-12
	North Hagerstown	58	St. Maria Goretti	39	NH 14-6		St. Maria Goretti	72	North Hagerstown	55	NH 37-13
1967-68	North Hagerstown	54	St. Maria Goretti	34	NH 15-6	1982-83	St. Maria Goretti	73	North Hagerstown	61	NH 37-14
	North Hagerstown	72	St. Maria Goretti	33	NH 16-6		St. Maria Goretti	82	North Hagerstown	70	NH 37-15
1968-69	North Hagerstown	56	St. Maria Goretti	37	NH 17-6	1983-84	North Hagerstown	54	St. Maria Goretti	49	NH 38-15
	North Hagerstown	68	St. Maria Goretti	36	NH 18-6	1993-94	St. Maria Goretti	93	North Hagerstown	58	NH 38-16
1969-70	North Hagerstown	62	St. Maria Goretti	44	NH 19-6	1994-95	St. Maria Goretti	61	North Hagerstown	43	NH 38-17
	North Hagerstown	84	St. Maria Goretti	40	NH 20-6	1996-97	St. Maria Goretti	59	North Hagerstown	50	NH 38-18
1970-71	North Hagerstown	63	St. Maria Goretti	51	NH 21-6	2013-14	St. Maria Goretti	68	North Hagerstown	52	NH 38-19
	North Hagerstown	78	St. Maria Goretti	60	NH 22-6	2014-15	St. Maria Goretti	89	North Hagerstown	52	NH 38-20
1971-72	North Hagerstown	95	St. Maria Goretti	66	NH 23-6						
	North Hagerstown	89	St. Maria Goretti	50	NH 24-6						

## Hubs Basketball Homepage



**North Hagerstown  
Hubs Basketball**

*1971-72 Maryland State Champions  
6-time Regional Champions 10-time League Champions*

[WELCOME](#) [ABOUT](#) [TEAMS & ROSTERS](#) [SCHEDULES](#) [RESULTS](#) [MORE](#) [HUBS PHOTO ROSTERS](#) [HUBS STAFF](#) [HUBS FACEBOOK PAGE](#) [LOGIN](#)

[HUBS MAXPREPS PAGE](#) [ROUNDBALL CLASSIC](#) [HUBS WALL OF FAME](#) [NOTABLE ALUMNI](#) [HUB BASKETBALL HISTORY](#) [ALL-TIME ALUMNI](#) [HUB BASKETBALL RECORDS](#)

[HUBS YEARLY STAT LEADERS](#) [W/L RECORDS VS. OPPONENTS](#) [RESULTS VS. OPPONENTS](#) [AWARDS](#) [VIDEO VAULT](#) [LADY HUBS HOMEPAGE](#) [WASHINGTON CO. HOOPS](#)

Check us out on Facebook, Twitter & Instagram

**[www.hubsbasketball.com](http://www.hubsbasketball.com)**

# Individual School Records



**Ted Schoeck**  
1974-1977



**Dee Mency**  
2004-2006



**Phil Young**  
1984-1986

Points Scored		
CAREER		PTS
1	Ted Schoeck, 1974-1977	1122
2	Scott Rice, 1999-2002	1110
3	John Smothers, 1969-1972	1095
4	Quielan Gantt, 2002-2005	1055
5	Bernard Harris, 2001-2004	983
6	Dee Mency, 2004-2006	951
7	Tony Ware, 1989-1992	889
8	E.J. Fuller, 1990-1993	879
9	Lally Richards, 2017-2020	851
10	Tater Russ, 1998-2000	845

Points Scored		
SINGLE SEASON		PTS
1	Dee Mency, 2005-2006	580
2	John Smothers, 1971-72	555
3	Scott Rice, 2001-2002	514
4	Quielan Gantt, 2004-2005	503
5	Dave Harris, 1969-70	493
6	Devin Carey, 1997-98	458
7	Ted Schoeck, 1976-77	451
8	Tater Russ, 1999-2000	446
9	Kenny Keys, 1976-77	435
10	E.J. Fuller, 1991-92	435

Points Scored		
SINGLE GAME		PTS
1	Ted Schoeck vs Martinsburg 1/18/77	42
2	Phil Young vs Frederick 1/30/86	41
3	John Smothers @ Westminster 1/11/72	40
4	Phil Young vs Liganore 12/10/85	39
5	Dee Mency vs Fort Hill, 12/28/05	39
6	John Smothers vs TJ 1/14/72	38
7	Eric Shewbridge @ Frederick 1/30/73	36
8	Scott Rice vs South Hagerstown 1/15/02	36
9	Quielan Gantt vs Smithsburg, 2/18/05	36
10	John Smothers @ Frederick 1/14/72	35



**Skip Barnhart**  
1960-1964



**Dave Harris**  
1968-1970



**John Smothers**  
1969-1972

Rebounds		
CAREER		Rebs
1	John Smothers, 1969-1972	839
2	Skip Barnhart, 1960-1964	679
3	Dave Harris 1968-1970	663
4	Scott Rice, 1999-2002	641
5	Christian Teague, 2016-2019	591
6	Tim Butts, 1984-1987	466
7	Tony Ware 1989-1992	451
8	Bernard Harris 2001-2004	446
9	Jimmy Stubbs 1992-1994	435
10	Randy Butts 1982-1984	412

Rebounds		
SINGLE SEASON		Rebs
1	Dave Harris, 1969-1970	387
2	John Smothers, 1971-1972	360
3	John Smothers, 1970-1971	322
4	Christian Teague, 2017-2018	280
5	Dave Harris, 1968-1969	276
6	Kenny McCrary, 2012-2013	271
7	Scott Rice, 2001-2002	264
8	Christian Teague, 2018-2019	244
9	Skip Barnhart, 1963-1964	240
10	Jimmy Stubbs, 1992-1993	240

Rebounds		
SINGLE GAME		Rebs
1	John Smothers vs James Buchanan 12/8/70	30
2	John Smothers vs Thomas Johnson, 1/14/72	30
3	Dave Harris vs South Hagerstown 1/20/70	27
4	Dave Harris @ South Hagerstown 2/17/70	27
5	John Smothers @ South Carroll, 1/8/71	25
6	John Smothers @ Thomas Johnson, 3/9/71*	25
7	Dave Harris vs James Buchanan 12/68	23
8	Kenny McCrary vs Einstein, 2/28/13*	23
9	Dave Harris @ St. Maria Goretti 2/69	22
10	Dave Harris @ St. Maria Goretti 12/12/69	22



## DID YOU KNOW?

**Only three players have ever recorded a triple-double in North history:**  
*January 20, 1970 - Dave Harris 31 points, 27 rebounds, 10 assists vs. South Hagerstown*  
*March 4, 1977 - Kenny Keyes 27 points, 11 rebounds, 11 assists vs. S.Carroll (playoffs)*  
*December 14, 1999 - Scottie Rice 12 points, 10 rebounds, 11 assists vs. Catoclin*




# Individual School Records



**E.J. Fuller**  
1990-1993

Assists CAREER			Asts
1	E.J. Fuller 1990-1993		366
2	Scott Rice, 1999-2002		352
3	Jarell Rodriguez, 2003-2006		309
4	Victor Fowlkes, 1976-1978		305
5	Carlton Davis, 1984-1986		246
6	Jeff Cree, 1994-1996		245
7	Tater Russ 1998-2000		245
8	Devin Carey 1995-1998		243
9	Kenny Keyes, 1975-1977		233
10	Purnell Spruce, 2002-2003		216




**Jarell Rodriguez**  
2003-2006

Assists SINGLE SEASON			Ast
1	Purnell Spruce, 2002-2003		216
2	Victor Fowlkes, 1976-1977		189
3	Carlton Davis, 1985-1986		165
4	Kenny Keyes, 1976-1977		158
5	Travis Stoner, 1996-1997		150
6	E.J. Fuller, 1991-1992		148
7	Jeff Cree, 1995-1996		146
8	Jarell Rodriguez, 2005-2006		142
9	Scott Rice, 2001-2002		136
10	Devin Carey, 1997-1998		135



**Purnell Spruce**  
2002-2003

Assists SINGLE GAME			Ast
1	Purnell Spruce vs Clear Spring 12/16/02		17
2	Purnell Spruce vs Boonsboro 1/3/03		17
3	E.J. Fuller vs Boonsboro 2/91		16
4	Tater Russ vs Catoctin 12/14/99		16
5	Bobby Shedd vs South Hagerstown, 3/2/76*		15
6	Jeff Cree vs Smithsburg 2/96		15
7	E.J. Fuller @ FSK 1/22/93		14
8	Travis Stoner vs Clear Spring 2/97		14
9	Purnell Spruce vs Allegany 12/28/02		14
10	E.J. Fuller @ Williamsport 12/22/92		13




**Scott Rice**  
1999-2002

Steals CAREER			Stls
1	Scott Rice, 1999-2002		288
2	Isaiah Keyes, 2011-2014		155
3	Elijah Stubbs 2012-2014		152
4	Kenny Keyes, 1975-1977		148
5	Jarell Rodriguez, 2003-2006		147
6	Dave Harris, 1968-1970		143
7	Tavis Green, 2000-2002		139
8	Lally Richards, 2017-2020		137
9	Alex Ofori, 2016-2020		134
10	Tater Russ 1998-2000		133



**Elijah Stubbs**  
2013-2015

Steals SINGLE SEASON			Stls
1	Scott Rice, 2001-2002		119
2	Elijah Stubbs, 2014-2015		93
3	Dave Harris, 1969-1970		91
4	Tavis Green, 2001-2002		87
5	Scott Rice, 2000-2001		85
6	Kenny Keyes, 1976-1977		84
7	Scott Rice, 1999-2000		84
8	Tater Russ, 1999-2000		75
9	Purnell Spruce, 2002-2003		68
10	Alex Ofori, 2019-2020		68



**Kenny Keyes**  
1975-1977

Steals SINGLE GAME			Stls
1	Kenny Keyes vs Frederick, 1/4/77		10
2	Matt Armstrong vs Brunswick 1/16/04		9
3	Isaiah Keyes vs Middletown, 12/28/12		9
4	Elijah Stubbs vs Westminster, 12/5/14		9
5	Dave Harris vs St. Maria Goretti, 1/70		8
6	Joe Brooks vs Walkersville 1/23/98		8
7	Scott Rice vs Brunswick 12/27/00		8
8	Mike Rodgers vs Clear Spring 12/18/00		8
9	Tavis Green vs Brunswick 12/15/00		8
10	Scott Rice @ Catoctin 1/28/00		8

## DID YOU KNOW?

*The furthest the Hubs have ever traveled to play a basketball game was in March of 1926 when they played in the National High School Tournament at the University of Chicago in Chicago, IL.*

*In that 1926 tournament the Hubs played Billings HS from Montana, marking the longest distance for an Hubs opponent at 1,863 miles.*

# Individual School Records



**Nick Colvin**  
2009-2012



**Christian Teague**  
2016-2018



**Joe Mattei**  
2007-2010

Blocked Shots		
CAREER		Blks
1	Nick Colvin, 2009-2012	138
2	Christian Teague, 2016-2019	130
3	Joe Mattei, 2007-2010	120
4	John Smothers, 1969-1972	112
5	Jason Ott, 1998-2000	99
6	Dave Harris, 1968-1970	87
7	Scott Rice, 1999-2002	87
8	Cole Bellon, 2001-2003	76
9	Jake Bachtell, 2009-2011	58
10	Kenny McCrary, 2012-2013	53

Blocked Shots		
SINGLE SEASON		Blks
1	Christian Teague, 2017-2018	67
2	Cole Bellon, 2002-2003	64
3	Dave Harris, 1969-1970	58
4	Jason Ott, 1999-2000	57
5	Nick Colvin, 2011-2012	57
6	John Smothers, 1971-1972	54
7	Kenny McCrary, 2012-2013	53
8	Nick Colvin, 2010-2011	52
9	Christian Teague, 2018-2019	52
10	Scott Rice, 2001-2002	47

Blocked Shots		
SINGLE GAME		Blks
1	Nick Colvin vs Boonsboro, 2/3/11	8
2	Dave Harris vs South Hagerstown, 1/20/70	7
3	John Smothers vs Thomas Johnson, 1/14/72	7
4	Dave Ghysels @ Waynesboro-PA, 2/24/76	7
5	Kenny McCrary @ Thomas Johnson, 1/15/13	7
6	Andrew Yacyk @ Clear Spring, 2/8/13	7
7	Christian Teague vs Thomas Johnson, 1/19/18	7
8	John Smothers vs Thomas Johnson, 3/10/72*	6
9	Jason Ott @ Smithsburg 2/3/00	6
10	Jason Ott vs Clear Spring 2/21/00	6



**Scott Rice**  
1999-2002



**Dee Mency**  
2004-2006



**Quielan Gantt**  
2002-2005

3-PT FGs Made		
CAREER		3Pt FG
1	Scott Rice, 1999-2002	93
2	Lally Richards, 2017-2020	86
3	Quielan Gantt, 2002-2005	82
4	Dee Mency, 2004-2006	78
5	E.J. Fuller, 1990-93	76
6	Allen Sandberg, 2007-2009	76
7	Tater Russ, 1998-2000	73
8	Bernard Harris, 2001-2004	73
9	Elijah Stubbs, 2012-2015	63
10	Avery Carey, 1992-94	62

3-PT FGs Made		
SINGLE SEASON		3Pt FG
1	Scott Rice, 2001-2002	49
2	Dee Mency, 2005-2006	48
3	Allen Sandberg, 2007-2008	45
4	Tater Russ, 1999-2000	43
5	Malik Carey, 2015-2016	42
6	Elijah Stubbs, 2014-2015	40
7	Quielan Gantt, 2004-2005	38
8	Avery Carey, 1992-93	37
9	Bernard Harris, 2003-2004	37
10	E.J. Fuller, 1991-92	36


3-PT FGs Made		
SINGLE GAME		3Pt FG
1	Quielan Gantt @ Smithsburg 2/20/04	7
2	Dee Mency vs Fort Hill, 12/28/05	7
3	Troy Smith vs Martinsburg, 2/7/89	6
4	Mike Lum @ Catoctin, 1/30/98	6
5	Dee Mency @ Williamsport, 2/3/06	6
6	Aaron Johnson vs Thomas Johnson 1/90	5
7	Travis Johnson vs Williamsport 1/91	5
8	John Ballengee vs Catoctin 1/91	5
9	Avery Carey @ Williamsport 12/92	5
10	Avery Carey @ Williamsport 2/94	5

## DID YOU KNOW?


*Hubs Head Coach Kevin Hartman is the Washington County Public School Active Leader in Coaching Victories at 170. Hartman is now in his 14th year.*




# Individual School Records



**Bernard Harris**  
2001-2004



**Brian Eichelberger**  
1985-1988



**Phil Young**  
1984-1986

Free Throws Made		
CAREER		FTs
1	Bernard Harris 2001-2004	216
2	Skip Barnhart 1960-64	214
3	Brian Eichelberger 1985-88	210
4	Phil Young 1984-86	203
5	Dee Mency, 2004-2006	189
6	Scott Rice, 1999-2002	177
7	Brent Bell, 2007-2009	172
8	D.D. Dickson 2007-2011	168
9	Tater Russ 1998-2000	166
10	Tim Butts 1984-87	166

Free Throws Made		
SINGLE SEASON		FTs
1	Dee Mency, 2005-2006	120
2	Phil Young, 1985-86	108
3	Brian Eichelberger, 1986-87	104
4	Bernard Harris, 2003-2004	97
5	Corey Hart, 2015-2016	96
6	Phil Young, 1984-85	95
7	Quielan Gantt, 2004-2005	94
8	Tim Butts, 1986-87	94
9	Skip Barnhart, 1963-64	93
10	Brent Bell, 2008-2009	92


Free Throws Made		
SINGLE GAME		FTs
1	Phil Young vs Liganore 12/85	19
2	Tommy Hawkins @ South Hagerstown, 2/60	15
3	Skip Barnhart @ South Hagerstown 2/64	15
4	Clyde Miller vs Waynesboro, 1/65	15
5	Phil Young vs South Hagerstown 2/86	14
6	Brian Eichelberger vs Smithsburg 12/87	14
7	Tater Russ @ Middletown 1/6/99	14
8	Charles Rideout vs Gorette 1/71	13
9	Mick Billmeyer vs Williamsport 12/81	13
10	Kelly McNamee @ Clear Spring 2/22/99	13



**Ted Schoeck**  
1974-1977



**John Smothers**  
1969-1972



**Avery Carey**  
1992-1994

Total FGs Made		
CAREER		FGs
1	Ted Schoeck 1974-77	497
2	John Smothers 1969-72	476
3	Scott Rice 1999-2002	420
4	Quielan Gantt, 2002-2005	413
5	Tony Ware 1989-92	357
6	Bernard Harris, 2001-2004	347
7	Dee Mency, 2004-2006	342
8	Dave Harris 1968-70	338
9	Devin Carey 1995-98	337
10	Kenny Keyes 1975-77	330

Total FGs Made		
SINGLE SEASON		FGs
1	John Smothers, 1971-72	241
2	Dee Mency, 2005-2006	206
3	Kenny Keyes, 1976-77	203
4	Dave Harris, 1969-70	201
5	Ted Schoeck, 1976-77	198
6	Devin Carey, 1997-98	187
7	Scott Rice, 2001-2002	187
8	Quielan Gantt, 2004-2005	185
9	Randy Butts, 1983-84	174
10	John Bentz, 1965-66	167


Total FGs Made		
SINGLE GAME		FGs
1	Ted Schoeck vs Martinsburg 1/18/77	21
2	John Smothers @ Westminster 1/11/72	20
3	John Smothers vs Allegany, 12/70	18
4	John Smothers vs Thomas Johnson 1/14/72	18
5	John Smothers @ Frederick 1/4/72	16
6	Ted Schoeck vs Waynesboro, 1/76	16
7	Phil Young vs Frederick 1/30/86	16
8	Derrell Frisby @ Catocctin 1/94	16
9	Avery Carey vs Catocctin 2/94	16
10	Lloyd Pearson @ Westminster 2/65	15

## DID YOU KNOW?

*On January 31, 2003 Hubs junior Bernard Harris had the greatest shooting performance in Washington County Basketball history. Harris was an incredible 13-for-13 from the field for 32 points vs. Middletown. The 13 made shots without a miss was the most ever recorded in a single-game in county boys history.*



# Individual School Records



**Dee Mency**  
**2004-2006**



**John Smothers**  
**1969-1972**

Point Average		
	CAREER (min 30 games)	AVG
1	Dee Mency, 2004-2006	19.8
2	Phil Young 1984-1986	19.4
3	Dave Harris 1968-1970	19.0
4	John Smothers 1969-1972	18.3
5	Tater Russ 1998-2000	18.0
6	John Bentz 1965-1967	16.8
7	Ted Schoeck 1974-1977	16.5
8	Randy Butts 1982-1984	16.1
9	Kenny Keys 1975-1977	15.8
10	Avery Carey 1992-1994	15.7

Point Average		
	SINGLE SEASON	AVG
1	Dee Mency, 2005-2006	24.2
2	John Smothers, 1971-72	23.1
3	Phil Young, 1985-86	22.3
4	Dave Harris, 1969-70	21.4
5	Quielan Gantt, 2004-2005	21.0
6	John Bentz, 1965-66	20.3
7	Devin Carey, 1997-98	19.9
8	Scott Rice, 2001-2002	19.8
9	E.J. Fuller, 1991-92	18.9
10	Randy Butts, 1983-84	18.7



**Jimmy Stubbs**  
**1992-1994**



**John Smothers**  
**1969-1972**


Rebound Average		
	CAREER (min 30 games)	AVG
1	Dave Harris, 1968-1970	15.1
2	John Smothers, 1969-1972	14.0
3	Jimmy Stubbs, 1992-1994	10.6
4	Skip Barnhart, 1960-1964	9.8
5	Randy Butts, 1982-1984	9.2
6	Scott Rice, 1999-2002	8.7
7	Christian Teague, 2017-2019	8.2
8	Kenny Keyes, 1975-1977	7.9
9	Tim Butts, 1984-1987	7.8
10	Noah Baylor, 2014-2016	6.8

Rebound Average		
	SINGLE SEASON	AVG
1	John Smothers, 1970-1971	17.9
2	Dave Harris, 1969-1970	16.8
3	John Smothers, 1971-1972	15.0
4	Dave Harris, 1968-1969	13.1
5	Jimmy Stubbs, 1992-1993	12.0
6	Kenny McCrary, 2012-2013	11.8
7	Christian Teague, 2017-2018	11.2
8	Skip Barnhart, 1963-1964	10.9
9	Jimmy Stubbs, 1993-1994	10.8
10	Skip Barnhart, 1962-1963	10.7

# Individual School Records



**Victor Fowlkes**  
1976-1978




**Purnell Spruce**  
2002-2003

Assist Average		
	CAREER (min 30 games)	AVG
1	Victor Fowlkes, 1976-1978	6.6
2	E.J. Fuller, 1990-1993	6.1
3	Carlton Davis, 1984-1986	5.6
4	Jeff Cree, 1994-1996	5.4
5	Jarell Rodriguez, 2003-2006	5.3
6	Tater Russ, 1998-2000	5.2
7	Kenny Keyes, 1975-1977	5.0
8	Scott Rice, 1999-2002	4.8
9	Anthony Lee, 2006-2008	3.9
10	Tim McNamee, 1970-1972	3.6

Assist Average		
	SINGLE SEASON	AVG
1	Purnell Spruce, 2002-2003	9.8
2	E.J. Fuller, 1992-1993	8.5
3	Victor Fowlkes, 1976-1977	7.6
4	Carlton Davis, 1985-1986	7.5
5	Matt Armstrong, 2003-2004	6.8
6	Bobby Shedd, 1975-1976	6.7
7	Kenny Keyes, 1976-1977	6.6
8	Travis Stoner, 1996-1997	6.6
9	E.J. Fuller, 1991-1992	6.5
10	Jeff Cree, 1995-1996	6.3



**Scott Rice**  
1999-2002



**Matt Armstrong**  
2003-2004

Steal Average		
	CAREER (min 30 games)	AVG
1	Scott Rice, 1999-2002	3.9
2	Dave Harris, 1968-1970	3.3
3	Elijah Stubbs, 2012-2015	3.2
4	Kenny Keyes, 1975-1977	3.1
5	Tater Russ, 1998-2000	2.8
6	Tavis Green, 2000-2002	2.8
7	Jarell Rodriguez, 2003-2006	2.5
8	Isaiah Keyes, 2011-2014	2.4
9	Charlie Rideout, 1970-1972	2.1

Steal Average		
	SINGLE SEASON	AVG
1	Scott Rice, 2001-2002	4.6
2	Dave Harris, 1969-1970	4.0
3	Elijah Stubbs, 2014-2015	4.0
4	Matt Armstrong, 2003-2004	3.8
5	Scott Rice, 2000-2001	3.7
6	Scott Rice, 1999-2000	3.5
7	Kenny Keyes, 1976-1977	3.4
8	Tavis Green, 2001-2002	3.3
9	Tater Russ, 1999-2000	3.1
10	Kenny Keyes, 1975-1976	2.9

# Team School Records

Wins		
	SINGLE SEASON	Wins
1	1958-1959 team	22
2	1966-1967 team	22
3	1971-1972 team	22
4	2001-2002 team	22
5	2000-2001 team	21
6	1976-1977 team	20
7	1999-2000 team	19
8	2004-2005 team	19
9	1969-1970 team	18
10	1974-1975 team	18
11	1983-1984 team	18
12	1991-1992 team	17
13	1996-1997 team	17
14	2002-2003 team	17
15	2003-2004 team	17
16	2005-2006 team	17
17	2012-2013 team	17
18	2015-2016 team	17
19	2018-2019 team	17

Win Percentage		
	SINGLE SEASON	Wins
1	1958-1959 team	.917
2	1971-1972 team	.917
3	1966-1967 team	.880
4	2000-2001 team	.875
5	2001-2002 team	.846
6	1968-1969 team	.810
7	1976-1977 team	.800
8	1999-2000 team	.792
9	2004-2005 team	.792
10	1969-1970 team	.783
11	1974-1975 team	.783
12	1983-1984 team	.783
13	2002-2003 team	.773
14	1970-1971 team	.762
15	1972-1973 team	.750
16	1991-1992 team	.739
17	1996-1997 team	.739
18	2003-2004 team	.739
19	2012-2013 team	.739

Points Scored		
	SINGLE SEASON	PTS
1	1976-1977 team	1929
2	2001-2002 team	1891
3	1971-1972 team	1839
4	1990-1991 team	1750
5	2004-2005 team	1727
6	2005-2006 team	1679
7	2003-2004 team	1671
8	2019-2020 team	1669
9	1974-1975 team	1650
10	1999-2000 team	1631
11	2000-2001 team	1628
12	1991-1992 team	1618
13	1975-1976 team	1612

Points Scored Avg		
	SINGLE SEASON	AVG
1	1976-1977 team	77.2
2	1971-1972 team	76.6
3	1975-1976 team	73.3
4	1990-1991 team	72.9
5	2001-2002 team	72.7
6	2003-2004 team	72.7
7	2004-2005 team	72.0
8	1974-1975 team	71.7
9	1969-1970 team	70.9
10	1963-1964 team	70.6
11	1991-1992 team	70.3
12	2005-2006 team	70.0

Points Scored		
	SINGLE GAME	PTS
1	vs Greencastle, 12/67	109
2	at Westminster, 1/11/72	109
3	vs Boonsboro, 2/19/91	103
4	at Walkersville, 12/93	102
5	vs Waynesboro, 2/81	99
6	vs Greencastle, 12/69	98
7	vs Williamsport, 12/75	98
8	vs Westminster, 1/76	98
9	vs St. Maria Goretti, 12/76	98
10	vs Westminster, 1/75	97
11	at Frederick, 1/72	96
12	vs Westminster, 12/73	96

Least Points Allowed		
	SINGLE SEASON	PTS
1	1959-1960 team	828
2	1961-1962 team	882
3	1960-1961 team	947
4	1957-1958 team	958
5	1968-1969 team	1024
6	1958-1959 team	1026
7	1956-1957 team	1030
8	1962-1963 team	1074
9	1967-1968 team	1081
10	1969-1970 team	1115
11	1972-1973 team	1129
12	1965-1966 team	1151

Lowest Pts Allowed Avg		
	SINGLE SEASON	AVG
1	1959-1960 team	41.4
2	1958-1959 team	44.6
3	1957-1958 team	45.6
4	1966-1967 team	50.2
5	1969-1970 team	50.7
6	1962-1963 team	51.1
7	1968-1969 team	51.2
8	1956-1957 team	51.5
9	1967-1968 team	51.5
10	2001-2002 team	51.8
11	1961-1962 team	51.9
12	2012-2013 team	52.0


Least Points Allowed		
	SINGLE GAME	PT / A
1	vs Westminster, 12/60	20
2	vs Hancock, 12/58	24
3	vs Williamsport, 12/57	25
4	vs Winters Mills, 2/09	25
5	at Hancock, 2/29	26
6	at St. Maria Goretti, 1/63	26
7	vs Catocin, 12/01	28
8	at Frederick, 1/59	29
9	vs Boonsboro, 1/60	29
10	at Smithsburg, 2/01	29
11	vs Boonsboro, 12/07	29
12	at Boonsboro, 1/10	29



# Hubs Administration



**James Aleshire**  
**Principal**



**Dan Cunningham**  
**Athletic Director**



## DID YOU KNOW?

*The current Hubs coaching staff uses advanced statistics, also known as HoopAnalytics or APBRmetrics, to breakdown each player's game-by-game performance. The "HUB BB RATING" was created six years ago and calculates 17 different (and sometimes unique) statistical categories.*

*Any player who enters a game for the Hubs will receive a single-game rating and will have a cumulative rating for the entire season.*

[This Photo](#)

*Hustle Points are a huge factor in the rating. These Hustle Points include: going to the floor for a loose ball, Defensive Rebounds, Steals, Blocks, Deflections and Charges Taken. Other positive stat factors include FG%, Assists, Total Rebounds, Points in the Paint, Paint Touches, Fouls Drawn and Made Three-Point Shots.*

*Negative factors include Turnovers, Offensive Fouls and Bad Shots Taken.*

*The highest single-game rating ever recorded was last year by Alex Ofori. The Hub senior had a 42 rating vs. Boonsboro. Three other players have recorded at least a 40 rating for a single-game --- John Teague in 2016, Ravaughn Dillard in 2017 and Christian Teague in 2019.*

# North Hagerstown Basketball Staff



## Kevin Hartman Head Coach

### Season by Season

**2007-08** (6-17) 2A West 1st Rd

**2008-09** (11-13) 2A West QF

**2009-10** (13-10) 2A West Semis  
MVAL-Antietam Conf Champions

**2010-11** (15-8) 2A West Semis

**2011-12** (12-11) 3A West QF

**2012-13** (17-6) 3A West QF  
MVAL-Antietam Conf Champions

**2013-14** (8-16) 3A West QF

**2014-15** (10-13) 3A West Sec QF

**2015-16** (17-7) 3A West Sec Semis

**2016-17** (14-9) 3A West Sec QF

**2017-18** (15-10) 3A West Sec Finals

**2018-19** (17-7) 3A West Sec Semis

**2019-20** (15-10) 3A West Sec Finals

## THE HARTMAN FILE

**Coaching Experience:** 23rd season

**Head Coach at North:** 14th season

**Record at North:** 170-137

**Lives:** Hagerstown, MD

**High School:** Lancaster Central High School (NY) '89

**Sports Played in High School:**

Basketball, Baseball

**College:** Cedarville College (OH) '93

**Favorite Team:** North Carolina

Coach Hartman will enter his 14th season as North Hagerstown Varsity Head Coach in 2021. Hartman started at North as Freshman Head Coach in 1998, then moved up to JV prior to the 2004-05 season. In his first season as JV coach the JV Hubs went 19-1. Following his third season as JV Head Coach, longtime varsity coach Tim McNamee decided to hang up the whistle and retire after 25 seasons.

Hartman was promoted to Hubs Varsity Head Coach prior to the 2007-08 season, but knew he had a rebuilding job to do. After a 6-17 first season, the Hubs improved to 11-13 in his second season. By his third season, Hartman's Hubs were MVAL-Antietam Conference Champions, boasting a 12-2 league mark. Three years later in 2012-13 the Hubs were again Antietam Conference Champions and had one of the best teams in Western Maryland.

After two sub-par seasons, the Hartman-led Hubs rebounded to win 78 games over the next five seasons, including two trips to the 3A West Sectional Finals in 2017-18 and 2019-20, along with an undefeated run thru Washington County in 2018-19. The Hubs also dominated their biggest rival South Hagerstown during this stretch - winning seven in a row against the Rebels, including two playoff games.

This season Hartman will try to keep his Hubs on track and continue the success going thru the six-game county-only sprint to the finish.

# North Hagerstown Basketball Staff



## JOHN TAYLOR **JV HEAD COACH**

### JV Season by Season

2016-17 (8-10)

2017-18 (13-7)

2018-19 (4-13)

2019-20 (17-3)

Undefeated vs Washington  
County JV teams

Totals: (42-33)

### THE **TAYLOR** FILE

Coaching Exp: 15th season  
Years at North: 5th season

Lives: Hagerstown, MD  
High School: Elk Grove (IL)  
Sports Played in High School:  
Basketball, Baseball, Football  
College: Frostburg State '93  
Favorite Team: Penn State



## BEN BOHRER **FRESHMAN HEAD COACH**

### Frosh Season by Season

2013-14 (5-10)

2014-15 (12-4)

2015-16 (11-5)

2016-17 (13-3)

2017-18 (12-3)

2018-19 (8-6)

2019-20 (7-7)

Totals: (68-38)

### THE **BOHRER** FILE

Coaching Exp: 8th season  
Years at North: 8th season

Lives: Hagerstown, MD

High School: South Carroll '03  
College: Univ of Maryland '07



## MIKE HAMPTON

**ASSISTANT**

**5th Season**



## DAVE FOLTZ

**ASSISTANT / STATS**

**23rd Season**



## BILL HAINES

**PPE / FILM**

**18th Season**



## Hubs Basketball Rosters – Varsity

No	Player	Class	Pos	Height
10	Myles Keats	11	G	5-10
11	Ray Wright	12	G	5-10
12	Theo Madison	10	G/F	6-2
13	Chris Jarvis	11	G	5-9
14	Matthew Zuvich	11	F	6-0
20	Grant Wetzel	11	C	6-9
22	Jayvon Burnett	12	F	6-5
24	Azmir Scatliffe	11	G/F	6-3
30	Cody Francis	11	G	6-3
50	Garrett Evans	12	F/C	6-7

## Hubs Basketball Rosters – JV

No	Player	Class	Pos	Height
10	Thomas Hudak	10	G	5-8
11	Serge Kwezituka	10	G	5-9
13	Michael Banks	10	G	5-7
14	Ben Showe	10	G	5-7
20	Royce Naylor	10	F	6-2
21	Damiere Branch	10	F	6-0
22	Dylan Kolb	10	G	6-1
24	Hayden Nash Semler	10	F	6-3
25	Gavin Landerman	10	G	5-11
30	Drew Custer	10	C	6-0
31	Darwin Nunez	10	G	5-10

# Hubs Basketball Rosters – Freshman

No	Player	Class	Pos	Height
10	T.J. Foltz	9	G/F	5-10
11	Cam Mertz	9	F	6-0
12	Will Bonds	9	G	5-9
13	Ryder Johnston	9	G/F	5-11
14	Noah Ferguson	9	G	5-8
20	Matt Stillions	9	C	6-0
21	Brady Walters	9	F	6-2
22	Gavin Ghattas	9	G/F	5-9
32	Carter Younger	9	G/F	6-0



# 2021 Profiles



## #22-Jayvon Burnett

Senior  
6-5 Forward

Year	G	Pts	Pt Avg	Assists	Ast Avg	Rebs	Reb Avg	Stls	Stl Avg	Blocks	Blk Avg
2018-19	24	158	6.6	12	0.5	133	5.5	11	0.5	8	0.3
2019-20	25	213	8.5	13	0.5	170	6.8	22	0.9	24	1.0
Career	49	371	7.6	25	0.5	303	6.2	33	0.7	32	0.7

Year	2FGM	2FGA	3-FGM	3FGA	3FG%	FGM	FGA	FG%	FTM	FTA	FT%
2018-19	70	116	0	1	0.0	70	117	59.8	18	30	60.0
2019-20	98	181	0	0	0.0	98	181	54.1	17	46	37.0
Career	168	297	0	1	0.0	168	298	56.4	35	76	46.1

### Career Highs

Points:	17	vs ManV, 2/19 ; at Frederick, 3/20
Assists:	3	@ Tuscarora, 1/20
Total Rebs:	13	vs Smithsburg, 12/19
Off Rebs:	6	three times
Def Rebs:	9	vs Frederick, 2/19
Steals:	3	@ Liberty, 2/20; vs MV, 2/20
Blocks:	3	@ Frederick, 1/20; vs Tusc, 3/20
FG Made:	8	@ Frederick, 3/20
FG Atts:	14	vs Williamsport, 12/19
3-FG Made:	0	N/A
3-FG Atts:	1	vs Manchester Valley, 2/19
FT Made:	3	vs Urbana, 12/18; @ S Hag, 1/20
FT Atts:	6	vs Thomas Johnson, 1/20

Burnett enters his senior season with plenty of optimism...In his final game last year, Burnett scored a career high 17 points and pulled down nine rebounds in a close loss at Frederick in the 3A West Sectional Championship Game....Currently sits second all-time in career Field Goal Percentage at 56.4%....During sophomore year shot 59.8% from the field, good for fourth all-time for a single-season....Had a career high 13 rebounds in last year's season opener vs. Smithsburg...also plays Football.



## #50-Garrett Evans

Senior  
6-5 Forward

Year	G	Pts	Pt Avg	Assists	Ast Avg	Rebs	Reb Avg	Stls	Stl Avg	Blocks	Blk Avg
2019-20	25	87	3.5	18	0.7	115	4.6	15	0.6	14	0.6
Career	25	87	3.5	18	0.7	115	4.6	15	0.6	14	0.6

Year	2FGM	2FGA	3-FGM	3FGA	3FG%	FGM	FGA	FG%	FTM	FTA	FT%
2019-20	36	95	0	0	0	36	95	37.9	15	28	53.6
Career	36	95	0	0	0	36	95	37.9	15	28	53.6

### Career Highs

Points:	12	@ Tuscarora, 1/20
Assists:	4	@ Clear Spring, 1/20
Total Rebs:	13	vs South Hagerstown, 12/19
Off Rebs:	6	vs South Hagerstown, 12/19
Def Rebs:	9	vs Brunswick, 12/19
Steals:	3	vs Bruns, 12/19; @ Liberty, 2/20
Blocks:	3	vs S Hag, vs Brunswick, 12/19
FG Made:	6	@ Tuscarora, 1/20
FG Atts:	9	@ Linganore, 3/20
3-FG Made:	0	N/A
3-FG Atts:	0	N/A
FT Made:	5	@ Williamsport, 2/21
FT Atts:	6	@ TJ, 12/19; @ Will, 2/21

Evans started 21 of 25 games last season as a junior....scored a career high 12 points in a huge road win last season at Tuscarora....Was a key player in the Hubs early season win over South Hagerstown last season with nine points, a career high 13 boards and three blocked shots...Had seven points and seven rebounds in this year's season opener at Williamsport before fouling out....Also plays Lacrosse for the Hubs.



# 2021 Profiles



## #11-Ray Wright

Senior  
5-10 Guard

Year	G	Pts	Pt Avg	Assists	Ast Avg	Rebs	Reb Avg	Stls	Stl Avg	Blocks	Blk Avg
2019-20	24	80	3.3	15	0.6	28	1.2	9	0.4	0	0.0
Career	24	80	3.3	15	0.6	28	1.2	9	0.4	0	0.0

Year	2FGM	2FGA	3-FGM	3FGA	3FG%	FGM	FGA	FG%	FTM	FTA	FT%
2019-20	13	33	14	36	38.9	27	69	39.1	12	16	75.0
Career	13	33	14	36	38.9	27	69	39.1	12	16	75.0

### Career Highs

Points:	13	@ Liganore, 12/19
Assists:	3	vs Bruns, 12/19; @ CSpring, 1/20
Total Rebs:	5	@ Liganore, 12/19
Off Rebs:	2	vs Tuscarora, 2/20
Def Rebs:	4	@ Liganore, 12/19
Steals:	4	@ Williamsport, 2/26/21
Blocks:	0	N/A
FG Made:	5	@ Liganore, 12/19
FG Atts:	8	@ Urbana, 2/20
3-FG Made:	3	@ Liganore, 12/19
3-FG Atts:	5	@ Ling, 12/19; @ S Hag, 1/20
FT Made:	5	vs Tuscarora, 2/20
FT Atts:	6	@ South Hag, 1/20

Wright had a solid junior season off the bench for the Hubs....shot 38.9% from three-point land last season, good for seventh all-time for a single-season...Had his break out game last season against CMC champion Liganore with 13 points, five rebounds and three made three-pointers....had four steals in this year's season opener at Williamsport....Will wear #11 this year after wearing #12 last season.



## #12-Theo Madison

Sophomore  
6-2 Guard/Forward

Year	G	Pts	Pt Avg	Assists	Ast Avg	Rebs	Reb Avg	Stls	Stl Avg	Blocks	Blk Avg
2019-20	6	21	3.5	1	0.2	17	2.8	2	0.3	2	0.3
Career	6	21	3.5	1	0.2	17	2.8	2	0.3	2	0.3

Year	2FGM	2FGA	3-FGM	3FGA	3FG%	FGM	FGA	FG%	FTM	FTA	FT%
2019-20	5	21	2	3	66.7	7	24	29.2	5	7	71.4
Career	5	21	2	3	66.7	7	24	29.2	5	7	71.4

### Career Highs

Points:	8	@ Middletown, 12/19
Assists:	1	@ Clear Spring, 1/20
Total Rebs:	5	vs Brunswick, 12/19
Off Rebs:	4	vs Brunswick, 12/19
Def Rebs:	2	@ Williamsport, 1/20
Steals:	1	@ Midd, 12/19; @ CSpring, 1/20
Blocks:	1	vs Bruns; @ Midd, 12/19
FG Made:	3	@ Middletown, 12/19; @ CS, 1/20
FG Atts:	6	vs Bruns; @ Midd, 12/19
3-FG Made:	1	@ Midd, 12/19; @ CS, 1/20
3-FG Atts:	2	@ Middletown, 12/19
FT Made:	3	vs Brunswick, 12/19
FT Atts:	4	vs Brunswick, 12/19

Madison is the only sophomore on the Hubs varsity team this season....Moved up to varsity last season as a freshman for six games....Started in first game on varsity against Brunswick in December of 2019....Scored a career high eight points against a solid Middletown team in the Ron Engle Holiday Classic....Pulled down five rebounds in first varsity game vs Brunswick....Selected to play in the 2019 Buffalo Wild Wings Roundball Classic Youth Showcase as an Eighth Grader and scored eight pts.

# 2021 Profiles



## #24-Azmir Scatliffe

Junior  
6-3 Guard/Forward

Year	G	Pts	Pt Avg	Assists	Ast Avg	Rebs	Reb Avg	Stls	Stl Avg	Blocks	Blk Avg
2019-20	7	21	3.0	6	0.9	16	2.3	2	0.3	0	0.0
Career	7	21	3.0	6	0.9	16	2.3	2	0.3	0	0.0

Year	2FGM	2FGA	3-FGM	3FGA	3FG%	FGM	FGA	FG%	FTM	FTA	FT%
2019-20	4	13	3	6	50.0	7	19	36.8	4	4	100.0
Career	4	13	3	6	50.0	7	19	36.8	4	4	100.0

### Career Highs

Points:	10	vs Brunswick, 12/19
Assists:	2	three times
Total Rebs:	4	vs Bruns, 12/19 (2 times)
Off Rebs:	2	@ Ling; vs Bruns, 12/19
Def Rebs:	4	vs Brunswick, 12/19
Steals:	1	@ TJ, 12/19; @ CS, 1/20
Blocks:	1	@ South Hag, 1/20
FG Made:	3	three times
FG Atts:	6	vs Bruns, 12/19; @ Will, 2/21
3-FG Made:	2	vs Brunswick, 12/19
3-FG Atts:	4	@ Williamsport, 2/21
FT Made:	2	vs Bruns, 12/19; @ CS, 1/20
FT Atts:	2	vs Bruns, 12/19; @ CS, 1/20

Scatliffe was promoted to varsity for seven games as a sophomore last season....scored a career high 10 points and pulled down four rebounds in his second-ever varsity game vs. Brunswick in 2019....Made first career start in this year's season opener at Williamsport and scored seven points....Last season on JV averaged 9.9 points, 7.2 rebounds and 2.5 steals per game, while leading the team with a 52.0% overall shooting percentage....Also shot a solid 73.5% from the foul line for the JV Hubs.



## #10-Myles Keats

Junior  
5-10 Guard

### (JV STATS)

Year	G	Pts	Pt Avg	Assists	Ast Avg	Rebs	Reb Avg	Stls	Stl Avg	Blocks	Blk Avg
2019-20	20	200	10.0	52	2.6	48	2.4	41	2.1	0	0.0

### (JV STATS)

Year	2FGM	2FGA	3-FGM	3FGA	3FG%	FGM	FGA	FG%	FTM	FTA	FT%
2019-20	35	82	32	99	32.3	67	181	37.0	33	49	67.3

### Career Highs

Points:	3	@ Williamsport, 2/21
Assists:	3	@ Williamsport, 2/21
Total Rebs:	2	@ Williamsport, 2/21
Off Rebs:	N/A	
Def Rebs:	2	@ Williamsport, 2/21
Steals:	N/A	
Blocks:	N/A	
FG Made:	1	@ Williamsport, 2/21
FG Atts:	4	@ Williamsport, 2/21
3-FG Made:	1	@ Williamsport, 2/21
3-FG Atts:	4	@ Williamsport, 2/21
FT Made:	N/A	
FT Atts:	N/A	

Keats scored three points, dished out three assists and had two rebounds in first varsity game this season at Williamsport....Last season on JV, averaged 10.0 points, 2.6 assists, 2.4 rebounds and 2.1 steals....Also knocked down 32 three-pointers last year---good for second all-time for a JV player in a single-season....Started a team leading 19 games and also played in a team leading 79 quarters last season for the JV....Led the JV Hubs to a remarkable 17-3 overall record last year.



# 2021 Profiles



## #30-Cody Francis

Junior  
6-3 Guard

Year	G	Pts	Pt Avg	Assists	Ast Avg	Rebs	Reb Avg	Stls	Stl Avg	Blocks	Blk Avg
2019-20	0	0	0	0	0	0	0	0	0	0	0
Career	0	0	0	0	0	0	0	0	0	0	0

Year	2FGM	2FGA	3-FGM	3FGA	3FG%	FGM	FGA	FG%	FTM	FTA	FT%
2019-20	0	0	0	0	0	0	0	0	0	0	0
Career	0	0	0	0	0	0	0	0	0	0	0

### Career Highs

Points:	10	@ Williamsport, 2/21
Assists:	3	@ Williamsport, 2/21
Total Rebs:	2	@ Williamsport, 2/21
Off Rebs:	1	@ Williamsport, 2/21
Def Rebs:	1	@ Williamsport, 2/21
Steals:	2	@ Williamsport, 2/21
Blocks:	N/A	
FG Made:	3	@ Williamsport, 2/21
FG Atts:	10	@ Williamsport, 2/21
3-FG Made:	N/A	
3-FG Atts:	2	@ Williamsport, 2/21
FT Made:	4	@ Williamsport, 2/21
FT Atts:	6	@ Williamsport, 2/21

Francis, a 6-foot-3 guard, transferred from New York this season....Started in his first varsity game with the Hubs this season and led all North players with 10 points and three assists in road loss at Williamsport...Also had two rebounds and two steals, while connecting on four-of-six from the free throw line against Williamsport.



## #20-Grant Wetzel

Junior  
6-9 Center

Year	G	Pts	Pt Avg	Assists	Ast Avg	Rebs	Reb Avg	Stls	Stl Avg	Blocks	Blk Avg
2019-20	0	0	0	0	0	0	0	0	0	0	0
Career	0	0	0	0	0	0	0	0	0	0	0

Year	2FGM	2FGA	3-FGM	3FGA	3FG%	FGM	FGA	FG%	FTM	FTA	FT%
2019-20	0	0	0	0	0	0	0	0	0	0	0
Career	0	0	0	0	0	0	0	0	0	0	0

### Career Highs

Points:	5	@ Williamsport, 2/21
Assists:	N/A	
Total Rebs:	2	@ Williamsport, 2/21
Off Rebs:	1	@ Williamsport, 2/21
Def Rebs:	1	@ Williamsport, 2/21
Steals:	N/A	
Blocks:	N/A	
FG Made:	2	@ Williamsport, 2/21
FG Atts:	6	@ Williamsport, 2/21
3-FG Made:	N/A	
3-FG Atts:	3	@ Williamsport, 2/21
FT Made:	1	@ Williamsport, 2/21
FT Atts:	2	@ Williamsport, 2/21

Wetzel scored five points on 2-for-6 shooting and had two rebounds in first career game for the Hubs this year at Williamsport...transferred to North Hagerstown from Bishop Walsh in Cumberland, MD....played at St. Maria Goretti during his freshman year....Selected to play in the 2018 Roundball Classic Youth Showcase as an eighth grader...Scored seven points for Washington County the All-Stars in 14U Showcase Game...Grandfather Bob was Head Coach at Boonsboro from 1964-1979.



# 2021 Profiles



## #13-Chris Jarvis

Junior  
5-9 Guard

### (JV STATS)

Year	G	Pts	Pt Avg	Assists	Ast Avg	Rebs	Reb Avg	Stls	Stl Avg	Blocks	Blk Avg
2019-20	18	33	1.8	15	0.8	26	1.4	12	0.7	1	0.1

### (JV STATS)

Year	2FGM	2FGA	3-FGM	3FGA	3FG%	FGM	FGA	FG%	FTM	FTA	FT%
2019-20	6	18	4	18	22.2	10	36	27.8	9	12	75.0

### Career Highs

Points:	N/A
Assists:	N/A
Total Rebs:	1 @ Williamsport, 2/21
Off Rebs:	N/A
Def Rebs:	1 @ Williamsport, 2/21
Steals:	2 @ Williamsport, 2/21
Blocks:	N/A
FG Made:	N/A
FG Atts:	4 @ Williamsport, 2/21
3-FG Made:	N/A
3-FG Atts:	2 @ Williamsport, 2/21
FT Made:	N/A
FT Atts:	N/A

Jarvis came off the bench in first career varsity action at Williamsport this season and swiped two steals and pulled down one rebounds....Scored 33 points, had 15 assists, 26 rebounds and 12 steals on JV last season....shot a solid 75.0% from the free throw line, knocked down four three-pointers in 18 games for JV Hubs last year.



## #14-Matthew Zuvich

Junior  
6-0 Forward

Year	G	Pts	Pt Avg	Assists	Ast Avg	Rebs	Reb Avg	Stls	Stl Avg	Blocks	Blk Avg
2019-20	0	0	0	0	0	0	0	0	0	0	0
Career	0	0	0	0	0	0	0	0	0	0	0

Year	2FGM	2FGA	3-FGM	3FGA	3FG%	FGM	FGA	FG%	FTM	FTA	FT%
2019-20	0	0	0	0	0	0	0	0	0	0	0
Career	0	0	0	0	0	0	0	0	0	0	0

### Career Highs

Points:	N/A
Assists:	N/A
Total Rebs:	N/A
Off Rebs:	N/A
Def Rebs:	N/A
Steals:	N/A
Blocks:	N/A
FG Made:	N/A
FG Atts:	N/A
3-FG Made:	N/A
3-FG Atts:	N/A
FT Made:	N/A
FT Atts:	N/A

Zuvich is playing in his first season in the Hubs Basketball program this year....Saw his first career game action in the second quarter of the Hubs game one loss at Williamsport.

# 2021 Opponent Capsules



## GAME #1: FEBRUARY 26, 2021

<b>Team:</b>	Williamsport HS
<b>Nickname:</b>	Wildcats
<b>Colors:</b>	Blue & White
<b>Location:</b>	Williamsport, MD
<b>County:</b>	Washington
<b>Opened:</b>	1940
<b>Classification:</b>	2A
<b>Type:</b>	Public
<b>State Titles:</b>	1947-48 (Class D)
<b>State Finals:</b>	1995-96, 2010-11
<b>State Semis:</b>	1946-47, 1990-91, 1991-92, 1993-94, 1994-95, 1999-00
<b>2019-20 Record:</b>	18-6 overall
<b>Series:</b>	North leads, 51-47
<b>Last Meeting:</b>	William. won 75-48 in Feb 2021
<b>Head Coach:</b>	Ryan Grabill



## GAME #2: MARCH 1, 2021

<b>Team:</b>	Clear Spring HS
<b>Nickname:</b>	Blazers
<b>Colors:</b>	Blue & Gold
<b>Location:</b>	Clear Spring, MD
<b>County:</b>	Washington
<b>Opened:</b>	1974 (current school)
<b>Classification:</b>	1A
<b>Type:</b>	Public
<b>State Titles:</b>	None
<b>State Finals:</b>	None
<b>State Semis:</b>	2015-2016, 2018
<b>2019-20 Record:</b>	4-19 overall
<b>Series:</b>	North leads 49-1
<b>Last Meeting:</b>	North won 73-54 in Jan of 2020
<b>Head Coach:</b>	John Hutzell



## GAME #3: MARCH 3, 2021

<b>Team:</b>	Hancock HS
<b>Nickname:</b>	Panthers
<b>Colors:</b>	Blue & White
<b>Location:</b>	Hancock, MD
<b>County:</b>	Washington
<b>Opened:</b>	1956
<b>Classification:</b>	1A
<b>Type:</b>	Public
<b>State Titles:</b>	None
<b>State Finals:</b>	1960-61, 1963-64
<b>State Semis:</b>	1958-59, 1962-63
<b>2019-20 Record:</b>	10-12 overall
<b>Series:</b>	North leads, 4-0
<b>Last Meeting:</b>	North won 65-28 in Jan of 1959
<b>Head Coach:</b>	Ed Morris



## GAME #4: MARCH 5, 2021

<b>Team:</b>	Smithsburg HS
<b>Nickname:</b>	Leopards
<b>Colors:</b>	Purple & Gold
<b>Location:</b>	Smithsburg, MD
<b>County:</b>	Washington
<b>Opened:</b>	1965
<b>Classification:</b>	1A
<b>Type:</b>	Public
<b>State Titles:</b>	None
<b>State Finals:</b>	1987-88
<b>State Semis:</b>	1982-83, 2011-12
<b>2019-20 Record:</b>	7-17 overall
<b>Series:</b>	North leads 48-11
<b>Last Meeting:</b>	North won 68-44 in Dec of 2019
<b>Head Coach:</b>	Eric Gerber

# 2021 Opponent Capsules



## GAME #5: MARCH 10, 2021

<b>Team:</b>	Boonsboro HS
<b>Nickname:</b>	Warriors
<b>Colors:</b>	Blue & Orange
<b>Location:</b>	Boonsboro, MD
<b>County:</b>	Washington
<b>Opened:</b>	1958
<b>Classification:</b>	2A
<b>Type:</b>	Public
<b>State Titles:</b>	None
<b>State Finals:</b>	None
<b>State Semis:</b>	1988-89
<b>2019-20 Record:</b>	12-12 overall
<b>Series:</b>	North leads, 70-7
<b>Last Meeting:</b>	North won 77-59 in Feb of 2020
<b>Head Coach:</b>	Andrew Dinterman



## GAME #6: MARCH 12, 2021

<b>Team:</b>	South Hagerstown HS
<b>Nickname:</b>	Rebels
<b>Colors:</b>	Green & White
<b>Location:</b>	Hagerstown, MD
<b>County:</b>	Washington
<b>Opened:</b>	1956
<b>Classification:</b>	3A
<b>Type:</b>	Public
<b>State Titles:</b>	1973-74
<b>State Finals:</b>	None
<b>State Semis:</b>	1961-62, 1965-66, 1979-80, 1994-95, 1997-98, 1998-99, 2001-02, 2002-03, 2003-04, 2010-11.
<b>2019-20 Record:</b>	14-8 overall
<b>Series:</b>	North leads 78-63
<b>Last Meeting:</b>	South won 72-63 in Jan of 2020
<b>Head Coach:</b>	Chad Brashears

## 2021 Washington County Public School Coaches



Andrew Dinterman  
Boonsboro  
6th season  
(34-84) career record



John Hutzell  
Clear Spring  
8th season  
(79-88) career record

NO PHOTO

Ed Morris  
Hancock  
4th season  
(24-42) career record



Kevin Hartman  
North Hagerstown  
14th season  
(170-137) career record



Eric Gerber  
Smithsburg  
18th season  
(163-238) career record



Chad Brashears  
South Hagerstown  
4th season  
(44-88) career record



Ryan Grabill  
Williamsport  
8th season  
(159-82) career record



# 2021 County Public School Schedules

2020-21 North Hagerstown Hubs		
Date	ven	opponent
2/26/2021	A	Williamsport
3/1/2021	H	Clear Spring
3/3/2021	H	Hancock
3/5/2021	A	Smithsburg
3/10/2021	A	Boonsboro
3/12/2021	H	South Hagerstown

2020-21 South Hagerstown Rebels		
Date	ven	opponent
2/26/2021	H	Hancock
3/1/2021	A	Smithsburg
3/5/2021	H	Boonsboro
3/8/2021	A	Clear Spring
3/10/2021	H	Williamsport
3/12/2021	A	North Hagerstown

2020-21 Williamsport Wildcats		
Date	ven	opponent
2/26/2021	H	North Hagerstown
3/3/2021	H	Smithsburg
3/5/2021	A	Hancock
3/8/2021	A	Boonsboro
3/10/2021	A	South Hagerstown
3/12/2021	H	Clear Spring

2020-21 Smithsburg Leopards		
Date	ven	opponent
2/26/2021	A	Clear Spring
3/1/2021	H	South Hagerstown
3/3/2021	A	Williamsport
3/5/2021	H	North Hagerstown
3/8/2021	A	Hancock
3/12/2021	H	Boonsboro

2020-21 Boonsboro Warriors		
Date	ven	opponent
3/1/2021	A	Hancock
3/3/2021	H	Clear Spring
3/5/2021	A	South Hagerstown
3/8/2021	H	Williamsport
3/10/2021	H	North Hagerstown
3/12/2021	A	Smithsburg

2020-21 Clear Spring Blazers		
Date	ven	opponent
2/26/2021	H	Smithsburg
3/1/2021	A	North Hagerstown
3/3/2021	A	Boonsboro
3/8/2021	H	South Hagerstown
3/10/2021	H	Hancock
3/12/2021	A	Williamsport

2020-21 Hancock Panthers		
Date	ven	opponent
2/26/2021	A	South Hagerstown
3/1/2021	H	Boonsboro
3/3/2021	A	North Hagerstown
3/5/2021	H	Williamsport
3/8/2021	H	Smithsburg
3/10/2021	A	Clear Spring



**DID YOU KNOW?**



*The Hubs have never had a player make an official NBA roster, but several have played professionally in the U.S., overseas and in Canada.*

*Most recently, Dee Mercy (2004-2006) played in the G-League for the Delaware 87ers (76ers affiliate) and in the Canadian Basketball League.*

# 2021 County Public School Rosters

## Boonsboro Warriors

**Coach:** Andrew Dinterman

**Seniors:** Kevin Bradshaw, Kyle Bradshaw, William O'Brien, Ethan Weir, Nathaniel Watford.

**Juniors:** Angelo Alvarez, Bryson Bwana, Andrew Grey Theriot, Ryan Obitts, Justin Osmond, Carter Stotelmyer, Ian Hutchinson.

**Sophomore:** Chancellor Haga.

## Clear Spring Blazers

**Coach:** John Hutzell

**Seniors:** Jason Blubaugh, Eli Best.

**Juniors:** JJ McCauley, Andrew Keller, Jakob Hull, Keller Knode.

**Sophomores:** Nathan Myers, Keegan Everson, Caleb Younker.

**Freshmen:** Clayton Knode, Hunter Elwood, Dillon Albowicz.

## Hancock Panthers

**Coach:** Edwin Morris

**Seniors:** Ethan Spears, Justice Allen, Ryan Mills, Jacob Zirkle.

**Juniors:** Austin Allen, Seth Bivens, Daniel Thomas, John Poffenberger.

**Sophomore:** Kaden Keefer.

**Freshmen:** Isaiah Demory, Harmon Kearns.

## North Hagerstown Hubs

**Coach:** Kevin Hartman

**Seniors:** Raymond Wright, Jayvon Burnett, D'Andre Eby, Garrett Evans.

**Juniors:** Myles Keats, Christopher Jarvis, Matthew Zuvich, Grant Wetzel, Azmir Scatliffe, Cody Francis.

**Sophomore:** Theodore Madison.

## Smithsburg Leopards

**Coach:** Eric Gerber

**Seniors:** Brady Martin, Ryan Snyder, Kaleb Little, Morgan Hyman, Derek Ayibanni, Colin Whitt, Devin Bollinger.

**Juniors:** Dillon Smith, Cole McKeever, Alex Scholl, Connor Weaver, Messiah Washington, Dario Messina.

## South Hagerstown Rebels

**Coach:** Chad Brashears

**Seniors:** Eric Granados, James Briscoe, Dru Feeley, Marques Walker.

**Juniors:** Dquall Craig, Joey Leisinger, Ethan Downie, Ysmael Charles.

**Sophomores:** Tyler Hampton, Tyquan Lloyd, Kevin Addeh.

## Williamsport Wildcats

**Coach:** Ryan Grabill

**Seniors:** Justice Campbell, Mason Patterson, Ephraim Acquah, Jared Snow, Logan Startzman, Jared Harsh.

**Juniors:** Jevon Yarbrough, Kimari Jordan, Luke McVicker, Glenford Creary, Lucas Michael.

# 2019-20 Review - Varsity Results

OPPONENT	Result	NH	Opp	Record	CMC	Home	Away	vsWaCo	vsFredCo
H Smithsburg	WON	68	44	1-0		1-0		1-0	
H Williamsport	LOST	45	64	1-1		1-1		1-1	
A Thomas Johnson	LOST	66	81	1-2	0-1		0-1		0-1
H Brunswick	WON	77	50	2-2		2-1			1-1
H South Hagerstown	WON	74	66	3-2	1-1	3-1		2-1	
A Linganore	LOST	64	69	3-3	1-2		0-2		1-2
N Brunswick	WON	79	51	4-3			1-2		2-2
A Middletown	LOST	53	62	4-4			1-3		2-3
A Clear Spring	WON	73	54	5-4			2-3	3-1	
A Tuscarora	WON	63	51	6-4	2-2		3-3		3-3
H Frederick	WON	72	57	7-4	3-2	4-1			4-3
A Williamsport	LOST	59	70	7-5			3-4	3-2	
H Thomas Johnson	WON	71	55	8-5	4-2	5-1			5-3
A South Hagerstown	LOST	63	72	8-6	4-3		3-5	3-3	
H Linganore	LOST	52	68	8-7	4-4	5-2			5-4
A Liberty	WON	69	52	9-7			4-5		
A Urbana	LOST	70	73	9-8	4-5		4-6		5-5
A Frederick	LOST	58	63	9-9	4-6		4-7		5-6
H Urbana	WON	81	55	10-9	5-6	6-2			6-6
H Tuscarora	WON	80	58	11-9	6-6	7-2			7-6
A Boonsboro	WON	77	59	12-9			5-7	4-3	
H Manchester Valley	WON	65	50	13-9		8-2			
<b>Regular Season Totals</b>		<b>1479</b>	<b>1324</b>	<b>Record</b>	<b>CMC</b>	<b>Home</b>	<b>Away</b>	<b>vsWaCo</b>	<b>vsFredCo</b>
<b>Regular Season Avg</b>		<b>67.2</b>	<b>60.2</b>						
<b>PLAYOFFS - 3A WEST #4 SEED</b>									
OPPONENT	Result	NH	Opp	Overall	playoffs	home	away		
H Tuscarora #5	WON	67	56	14-9	1-0	1-0			
A Linganore #1	WON	72	71	15-9	2-0		1-0		
A Frederick #3	LOST	51	55	15-10	2-1		1-1		
<b>Playoff Totals</b>		<b>190</b>	<b>182</b>						
<b>Playoff Avg</b>		<b>63.3</b>	<b>60.7</b>						
<b>Overall Totals</b>		<b>1669</b>	<b>1506</b>						
<b>Overall Avg</b>		<b>66.8</b>	<b>60.2</b>						

BREAKDOWN	Home		Away		Total		
Record vs:	W	L	W	L	W	L	PCT
vs Washington County	2	1	2	2	4	3	.571
vs Frederick County	6	1	3	6	9	7	.563
vs Carroll County	1	0	1	0	2	0	1.000
vs 4A	2	0	0	2	2	2	.500
vs 3A	5	1	2	4	7	5	.583
vs 2A	0	1	2	2	2	3	.400
vs 1A	2	0	2	0	4	0	1.000
vs Regional Opponent	5	1	2	4	7	5	.583
vs Teams w/Wining Record	2	2	1	4	3	6	.333
vs Teams w/Losing Record	5	0	3	2	8	2	.800
Winning at Half	5	0	4	1	9	1	.900
Losing at Half	4	2	2	7	6	9	.400
When held under 50 pts	0	1	0	0	0	1	.000
When held under 60 pts	0	2	0	4	0	6	.000
When scoring 60+ pts	7	0	5	4	12	4	.750
When scoring 70+ pts	6	0	3	1	9	1	.900
When hold opp under 50	2	0	1	0	3	0	1.000
When hold opp under 60	7	0	3	1	10	1	.909
When opp scores 60+	1	2	1	7	2	9	.182
When opp scores 70+	0	0	1	4	1	4	.200
Overtime Games	0	0	0	0	0	0	κ
1-Possession Games	0	0	0	0	0	0	κ
Monday Games	0	0	1	0	1	0	1.000
Tuesday Games	2	1	2	3	4	4	.500
Wednesday Games	0	0	0	0	0	0	κ
Thursday Games	2	0	2	2	4	2	.667
Friday Games	5	1	0	1	5	2	.714
Saturday Games	0	0	0	1	0	1	.000
















# 2019-20 Review - Varsity Stats

	GS		GP		Points		Avg		Asts		Avg		Rebounds			
													Off	Def	Total	Avg
Lally Richards	20	25	360	14.4	84	3.4	21	67	88	3.5						
Alex Ofori	21	24	362	15.1	72	3.0	79	119	198	8.3						
Jayvon Burnett	22	25	213	8.5	13	0.5	75	95	170	6.8						
Drew Hamilton	24	25	255	10.2	33	1.3	30	26	56	2.2						
Zaerik Lee	1	25	77	3.1	8	0.3	22	26	48	1.9						
Garrett Evans	21	25	87	3.5	18	0.7	39	76	115	4.6						
Mende Fils-Aime	3	24	77	3.2	22	0.9	22	17	39	1.6						
Ray Wright	5	24	80	3.3	15	0.6	5	23	28	1.2						
Scoots Bowens	1	10	47	4.7	9	0.9	20	5	25	2.5						
Theo Madison	2	6	21	3.5	1	0.2	10	7	17	2.8						
Matty Ryan	2	19	35	1.8	8	0.4	4	3	7	0.4						
Cam Jones	3	3	25	8.3	3	1.0	3	8	11	3.7						
Ben Caldwell	0	4	7	1.8	6	1.5	1	3	4	1.0						
Azmir Scatliffe	0	7	21	3.0	6	0.9	5	11	16	2.3						
Team Totals																
		25	1667	66.7	298	11.9	336	486	822	32.9						
		GP	Points	Avg	Asts	Avg	O RB	D RB	Total RB	Avg						

	Steals		Avg		Blks		Avg		Defl		Avg		TO's		Avg		Charge		Taken		Qtrs	
Lally Richards	63	2.5	1	0.0	11	0.4	64	2.6	1	98												
Alex Ofori	68	2.8	9	0.4	16	0.7	58	2.4	11	92												
Jayvon Burnett	22	0.9	24	1.0	10	0.4	33	1.3	1	98												
Drew Hamilton	22	0.9	1	0.0	8	0.3	39	1.6	0	99												
Zaerik Lee	8	0.3	5	0.2	1	0.0	20	0.8	0	78												
Garrett Evans	15	0.6	14	0.6	5	0.2	30	1.2	0	94												
Mende Fils-Aime	17	0.7	4	0.2	6	0.3	26	1.1	1	83												
Ray Wright	9	0.4	0	0.0	2	0.1	18	0.8	0	73												
Scoots Bowens	12	1.2	1	0.1	7	0.7	10	1.0	0	39												
Theo Madison	2	0.3	2	0.3	2	0.3	6	1.0	0	17												
Matty Ryan	4	0.2	0	0.0	5	0.3	13	0.7	0	41												
Cam Jones	3	1.0	0	0.0	0	0.0	11	3.7	0	12												
Ben Caldwell	2	0.5	0	0.0	1	0.3	0	0.0	0	10												
Azmir Scatliffe	2	0.3	0	0.0	0	0.0	6	0.9	0	22												
Team Totals	249	10.0	61	2.4	74	3.0	334	13.4	14	100												
	Stls	Avg	Blks	Avg	Deflect	Avg	TO's	Avg	CT	Qtrs												

	2-Point FG's			3-Point FG's			Total FG's					
	2PtM	2PtA	2FG%	3PtM	3PtA	3Pt%	FGM	FGA	FG%	FTM	FTA	FT%
Lally Richards	95	190	50.0%	35	116	30.2%	130	306	42.5%	65	90	72.2%
Alex Ofori	120	201	59.7%	20	68	29.4%	140	269	52.0%	62	111	55.9%
Jayvon Burnett	98	181	54.1%	0	0	x	98	181	54.1%	17	46	37.0%
Drew Hamilton	74	161	46.0%	21	78	26.9%	95	239	39.7%	44	57	77.2%
Zaerik Lee	18	38	47.4%	5	21	23.8%	23	59	39.0%	26	39	66.7%
Garrett Evans	36	95	37.9%	0	0	x	36	95	37.9%	15	28	53.6%
Mende Fils-Aime	26	58	44.8%	3	13	23.1%	29	71	40.8%	16	22	72.7%
Ray Wright	13	33	39.4%	14	36	38.9%	27	69	39.1%	12	16	75.0%
Scoots Bowens	13	28	46.4%	1	7	14.3%	14	35	40.0%	18	26	69.2%
Theo Madison	5	21	23.8%	2	3	66.7%	7	24	29.2%	5	7	71.4%
Matty Ryan	5	11	45.5%	6	20	30.0%	11	31	35.5%	5	9	55.6%
Cam Jones	9	19	47.4%	1	4	25.0%	10	23	43.5%	4	5	80.0%
Ben Caldwell	1	2	50.0%	1	6	16.7%	2	8	25.0%	2	2	100.0%
Azmir Scatliffe	4	13	30.8%	3	6	50.0%	7	19	36.8%	4	4	100.0%
Team Totals	517	1051	49.2%	112	378	29.6%	629	1429	44.0%	295	462	63.9%
	2FG'S	ATT'S	2PT%	3FG'S	ATT'S	3PT%	T FG'S	ATT'S	FG%	FTM	FTA	FT%

# 2019-20 Review - County Standings

2019-20 WashCo Boys		Overall			Home			Away			OFF	DEF
PUBLIC SCHOOL STANDINGS		W	L	PCT	W	L	PCT	W	L	PCT	AVG	AVG
	Williamsport	18	6	.750	12	2	.857	6	4	.600	68.3	55.0
	South Hagerstown	14	8	.636	8	3	.727	6	5	.545	63.0	57.8
	North Hagerstown	15	10	.600	9	2	.818	5	8	.385	66.8	60.2
	Boonsboro	12	12	.500	4	6	.400	8	6	.571	58.5	63.0
	Hancock	10	12	.455	6	5	.545	4	7	.364	58.8	62.1
	Smithsburg	7	17	.292	3	8	.273	4	9	.308	59.0	65.6
	Clear Spring	4	19	.174	1	11	.083	3	8	.273	49.8	64.4
2019-20 Wash Co Boys		Overall			Home			Away			OFF	DEF
PRIVATE SCHOOL STANDINGS		W	L	PCT	W	L	PCT	W	L	PCT	AVG	AVG
	Heritage Academy	16	7	.696	10	3	.769	6	4	.600	53.0	46.3
	Broadfording Christian	12	14	.462	7	7	.500	5	7	.417	58.8	60.3
	St. Maria Goretti	13	19	.406	8	5	.615	5	14	.263	60.5	64.4
	Saint James	3	20	.130	1	9	.100	2	11	.154	56.5	75.6
	Highland View	1	15	.063	0	5	.000	1	9	.100	29.5	55.3
	Grace Academy	0	19	.000	0	9	.000	0	10	.000	32.2	59.6

## DID YOU KNOW?

*North's Purnell Spruce holds numerous Washington County Assist Records. Spruce set the single-season county record with 216 assists and the assist average record, with a 9.8 mark. He also holds the record for single-game assists with 17 on two different occasions.*

# 2019-20 Review - Area Stats

## Scoring

Player, school	GP	FGM	FGA	3PM	3PA	FTM	FTA	Pts.	PPG
Justice Allen, Hancock	21	148	—	29	—	77	115	402	19.1
Macahi Nelson, Williamsport	21	147	220	14	35	81	121	391	18.6
Roldyn Calderon Cepeda, South	21	129	277	32	99	89	128	379	18.0
Caleb Bowers, Williamsport	22	122	298	50	151	97	116	391	17.8
Martynas Sabaliauskas, St. James	22	—	—	—	—	—	—	382	17.4
Briggs McClain, Goretti	31	186	422	46	159	115	148	533	17.2
Lincoln Ball, Williamsport	16	94	260	17	70	58	82	263	16.4
Peyton Wescott, Boonsboro	15	86	220	32	111	36	44	240	16.0
Alex Ofori, North	21	123	240	20	66	49	87	315	15.0
Morgan Hyman, Smithsburg	22	115	285	23	90	68	109	322	14.6
D'Liah Richards, North	22	116	270	30	103	55	73	317	14.4
Kole Haga, Boonsboro	21	113	226	10	28	49	63	285	13.6
Berke Sertcan, Saint James	22	—	—	—	—	—	—	292	13.3
Paulius Kazlauskas, Broadfording	21	114	217	15	59	35	50	277	13.2
Micah Clark, Heritage	19	90	—	39	—	26	—	245	12.9
Bogdan Ivanichkin, Broadfording	22	105	245	28	111	33	57	271	12.3
Matt Rogers, Goretti	30	154	330	32	120	24	34	364	12.1
Cole Weaver, Clear Spring	22	109	225	0	0	48	100	266	12.1
Yara Zamuruiev, Broadfording	22	105	253	17	60	36	51	263	12.0
Brady Souders, Hancock	21	90	—	37	—	29	47	246	11.7
Jahsan Johnson, South	21	78	194	25	78	63	79	244	11.6
Jaka Prevodnik, Saint James	11	—	—	—	—	—	—	128	11.6
Bojan Cakic, Broadfording	23	97	233	21	72	30	50	245	10.7
Dylan Cline, Heritage	20	78	—	13	—	45	—	214	10.7
Adam Turner, South	21	71	177	40	115	38	64	220	10.5
Colin Whitt, Smithsburg	22	71	180	16	61	61	77	219	10.0
Jakob Hull, Clear Spring	22	68	176	22	67	59	85	217	9.9
Cameron Day, Clear Spring	19	82	185	0	3	24	60	188	9.9
Bryce Keller, Smithsburg	12	36	94	28	81	19	21	119	9.9
Rae Bullock, Heritage	18	71	—	26	—	11	—	179	9.9
Drew Hamilton, North	22	78	195	18	64	40	51	214	9.8
Colby Reese, Heritage	20	61	—	24	—	48	—	194	9.7
Vincent Payne, Goretti	30	102	274	65	191	19	27	288	9.6
Nikita Apanasov, Broadfording	22	84	148	6	15	37	59	211	9.6
Ryan Obitts, Boonsboro	12	46	112	11	38	12	23	115	9.6
Ryan Snyder, Smithsburg	22	88	202	18	81	15	23	209	9.5
Wade Horst, Heritage	18	71	—	0	—	21	—	163	9.1
Kyle Jones, Grace	18	—	—	—	—	—	—	163	9.1

## Rebounds

Player, school	GP	Reb.	RPG
Cameron Day, Clear Spring	19	201	10.6
Lincoln Ball, Williamsport	16	159	9.9
Paulius Kazlauskas, Broadfording	21	178	8.5
Matt Rogers, Goretti	30	251	8.4
Wade Horst, Heritage	18	144	8.0
Ryan Snyder, Smithsburg	22	175	8.0
Macahi Nelson, Williamsport	21	163	7.8
Alex Ofori, North	21	160	7.6
Jordan Nkoa-Abessolo, Goretti	31	217	7.0
Kole Haga, Boonsboro	21	145	6.9
Jayvon Burnett, North	22	149	6.8
Ethan Spears, Hancock	18	122	6.8
Cole Weaver, Clear Spring	22	145	6.6
Micah Clark, Heritage	19	126	6.6
Nikita Apanasov, Broadfording	22	144	6.5
Dylan Cline, Heritage	20	129	6.5
Colby Reese, Heritage	20	127	6.4
Justice Allen, Hancock	21	133	6.3

## Assists

Player, school	GP	Ast.	APG
Colby Reese, Heritage	20	96	4.8
Lincoln Ball, Williamsport	16	70	4.4
Justice Allen, Hancock	21	89	4.2
Jesper Hagberg, Saint James	20	82	4.1
Justin Osmond, Boonsboro	21	85	4.0
Bogdan Ivanichkin, Broadfording	22	87	4.0
Kyle Willhite, Clear Spring	21	78	3.7
Morgan Hyman, Smithsburg	22	79	3.6
Dylan Cline, Heritage	20	71	3.6
D'Liah Richards, North	22	76	3.5

Briggs McClain, Goretti	31	103	3.3
Ethan Downie, Grace	18	56	3.1
Cole Easterday, Clear Spring	21	60	2.9
Alex Ofori, North	21	59	2.8
Jakob Hull, Clear Spring	22	61	2.8
Matt Rogers, Goretti	30	84	2.8
Ryan Snyder, Smithsburg	22	60	2.7
Jevon Yarbrough, Williamsport	22	58	2.6
Yara Zamuruiev, Broadfording	22	58	2.6

## Steals

Player, school	GP	Stl.	SPG
Alex Ofori, North	21	65	3.1
Ryan Snyder, Smithsburg	22	64	2.9
Bogdan Ivanichkin, Broadfording	22	60	2.7
Morgan Hyman, Smithsburg	22	53	2.4
D'Liah Richards, North	22	51	2.3
Lincoln Ball, Williamsport	16	37	2.3
Colby Reese, Heritage	20	45	2.3
Micah Clark, Heritage	19	42	2.2
Dylan Cline, Heritage	20	43	2.2
Paulius Kazlauskas, Broadfording	21	47	2.2

## Blocked Shots

Player, school	GP	Blk.	BPG
Jared Harsh, Williamsport	21	40	1.9
Paulius Kazlauskas, Broadfording	21	39	1.9
Jordan Nkoa-Abessolo, Goretti	31	52	1.7
Tim Hampton, South	21	25	1.2
Ephraim Acquah, Williamsport	21	22	1.0
Trey McCarty, Smithsburg	20	20	1.0
Matt Rogers, Goretti	30	30	1.0

**Area Stat Leaders courtesy of the Herald-Mail**



## County Public School Records – Career 1000-Point Club

POINTS SCORED - CAREER (PUBLIC)				
Rank	Player	School	Years	Points
1	David Miner	South Hag	2001-2004	1815
2	Colby Bachtell	Smithsburg	1989-1993	1764
3	Danny Kerns	Hancock	1961-1964	1632
4	Spencer Schultz	Clear Spring	2012-2016	1572
5	Scott Kidd	South Hag	1985-1988	1486
6	Michael Riley	C.Spring/Will	2012-2016	1467
7	Gene Kerns	Hancock	1955-1958	1343
8	Tim Mason	South Hag	1978-1981	1342
9	Devon King	South Hag	2009-2013	1255
10	Caleb Bowers	Williamsport	2017-2020	1208
11	Bryan Younker	Clear Spring	1984-1987	1183
12	Derek Hoffman	Hancock	1996-1999	1140
13	Ed Penn	Boonsboro	1977-1980	1136
14	Ted Schoeck	North Hag	1974-1977	1122
15	Scott Rice	North Hag	1999-2002	1110
16	Lincoln Ball	Williamsport	2016-2020	1081
17	Chris Barnhart	Hancock	1982-1985	1077
18	John Smothers	North Hag	1969-1972	1072
19	Quielan Gantt	North Hag	2002-2005	1055
20	Larry Snyder	Smithsburg	1966-1969	1029
21	Sterling Christy	Williamsport	2011-2015	1004
22	Mike Brashears	South Hag	1971-1974	1002

## County Public School Records – Single Season 500-Point

POINTS SCORED - SINGLE SEASON (PUBLIC)				
Rank	Player	School	Year	Points
1	David Miner	South Hag	2003-04	888
2	Spencer Schultz	Clear Spring	2015-16	721
3	Scott Kidd	South Hag	1987-88	614
4	Danny Kerns	Hancock	1962-63	595
5	Dee Mency	North Hag	2005-06	580
6	Garrett Stephenson	Boonsboro	1989-90	568
7	Spencer Schultz	Clear Spring	2014-15	561
8	John Smothers	North Hag	1971-72	555
9	Tim Mason	South Hag	1980-81	547
10	Mike Myers	Clear Spring	2018-19	529
11	Colby Bachtell	Smithsburg	1992-93	521
12	Gene Kerns	Hancock	1956-57	520
13	Danny Kerns	Hancock	1963-64	520
14	Scott Rice	North Hag	2001-02	514
15	Jim Ewing	Williamsport	1985-86	514
16	Quielan Gantt	North Hag	2004-05	503
17	Donta Hopkins	Williamsport	1991-92	500

## **County Public School Records**

### **Single-Game 40-Point Club**

<b>POINTS SCORED - SINGLE GAME (PUBLIC)</b>				
<b>Rank</b>	<b>Player</b>	<b>School</b>	<b>Year</b>	<b>Points</b>
1	David Miner	South Hag	2003-04	50
2	David Miner	South Hag	2003-04	50
3	Steve Younker	Hancock	2/8/1977	46
4	Danny Kerns	Hancock	1/18/1963	45
5	David Miner	South Hag	2003-04	45
6	David Miner	South Hag	2003-04	44
7	Terry Truax	Hancock	1/19/1962	43
8	Danny Kerns	Hancock	2/14/1964	43
9	Ted Schoeck	North Hag	1/18/1977	42
10	Colby Bachtell	Smithsburg	2/5/1993	42
11	Danny Kerns	Hancock	1/31/1964	42
12	Jim Howell	Boonsboro	12/7/1965	42
13	Vernon Stoner	South Hag	12/17/1965	42
14	David Miner	South Hag	2003-04	42
15	Phil Young	North Hag	1/30/1986	41
16	Harold Phillips	Boonsboro	2/27/1958	41
17	Mike Imphong	Hancock	2/18/1966	41
18	Tony Gladhill	Clear Spring	2/26/1974	41
19	Colby Bachtell	Smithsburg	1990-91	41
20	Chris Wills	Hancock	2001-02	41
21	David Miner	South Hag	2003-04	41
22	John Smothers	North Hag	1/11/1972	40
23	Tim Mason	South Hag	1980-81	40
24	Tim Mason	South Hag	1980-81	40
25	Jim Howell	Boonsboro	12/21/1965	40
26	David Miner	South Hag	2003-04	40

### **DID YOU KNOW?**

*The Hubs forced a mind boggling 39 turnovers against a young Fredeick squad on January 4, 1977 at Hub Arena--and LOST the game! The 39 turnovers were a Tri-State League single-game record, but somehow the Cadets found a way to pull out a 71-70 victory over North.*

# County Public School - TEAM RECORDS

## Most Points Scored - Single Game

POINTS SCORED - SINGLE GAME (PUBLIC)				
Rank	School	Date	Opponent	Points
1	Hancock	1/1964	vs Smithsburg	119
2	Clear Spring	2/26/1974	vs St. John's-PH	119
3	Hancock	2/25/1964	vs Oldtown	113
4	Hancock	1/7/1965	vs Smithsburg	112
5	North Hagerstown	12/1967	vs Greencastle	109
6	North Hagerstown	1/1972	vs Westminster	109
7	Williamsport	12/1965	vs Shepherdstown	107
8	South Hagerstown	12/17/1965	vs Greencastle	105
9	Hancock	1/24/1958	vs Smithsburg	104
10	Smithsburg	1/3/1978	vs Boonsboro	104
11	Williamsport	2/14/1966	vs Shepherdstown	104
12	North Hagerstown	2/1991	vs Boonsboro	103
13	South Hagerstown	2/1981	vs Fort Hill	102
14	Clear Spring	2/1964	vs Smithsburg	102
15	North Hagerstown	12/1993	vs Walkersville	102
16	South Hagerstown	1/25/1974	vs Westminster	102
17	South Hagerstown	1/15/1966	vs Westminster	101
18	South Hagerstown	2/23/1966	vs Westminster	101
19	Williamsport	2/1964	vs Smithsburg	100
20	Williamsport	2/14/1957	vs Smithsburg	100
21	North Hagerstown	2/1981	vs Waynesboro	99
22	South Hagerstown	1/1963	vs Westminster	98
23	North Hagerstown	12/1969	vs Greencastle	98
24	North Hagerstown	12/1975	vs Westminster	98
25	North Hagerstown	1/1976	vs Williamsport	98
26	North Hagerstown	12/1976	vs St. Maria Goretti	98
27	South Hagerstown	1/25/1963	vs Westminster	98

## DID YOU KNOW?

*The Hubs scored 102 points in a 1993 game at Walkersville, but it wasn't enough as the Lions exploded for 107 points. The 209 total points was the highest scoring Monocacy Valley Athletic League game in league history.*



# 2021 JV Hubs Photo Roster



**#10-Thomas Hudak**

Sophomore

5-8 Guard

Played last season for the Freshman Hubs Basketball Team.



**#11-Serge Kwezituka**

Sophomore

5-9 Guard

Played last season for the Freshman Hubs...Also played Varsity Football last fall.



**#13-Michael Banks**

Sophomore

5-7 Guard

Played last season for the Freshman Hubs Basketball Team.



**#14-Ben Showe**

Sophomore

5-7 Guard

First season in the Hubs Basketball Program...also plays JV Soccer for North.



**#20-Royce Naylor**

Sophomore

6-2 Forward

Played last season for the Freshman Hubs Basketball Team.



**#21-Damiere Branch**

Sophomore

6-0 Forward

Played last season for the Freshman Hubs...Dad & Grandfather played for the Hubs.



**#22-Dylan Kolb**

Sophomore

6-1 Guard

Played last season for the Freshman Hubs Basketball Team...Played JV Football



**#24-Hayden Nash Semler**

Sophomore

6-3 Forward

Played last season for the Freshman Hubs Basketball Team.



**#25-Gavin Landerman**

Sophomore

5-11 Guard

Played last season for the Freshman Hubs Basketball Team.



**#30-Drew Custer**

Sophomore

6-0 Center

Played last season for the Freshman Hubs...Also played Varsity Football last fall.



**#31-Darwin Nunez**

Sophomore

5-10 Guard

Played last season for the Freshman Hubs Basketball Team.

# 2021 Freshman Hubs Photo Roster



**#10-T.J. Foltz**

**Freshman**

**5-10 Guard/Fwd**

Played last season for the Northern Middle Basketball Team...Played JV Football



**#11-Cam Mertz**

**Freshman**

**6-0 Forward**

Played last season for the Western Heights Middle Basketball Team




**#12-Will Bonds**

**Freshman**

**5-9 Guard**

Played last season for the Western Heights Middle Basketball Team



**#13-Ryder Johnston**

**Freshman**

**5-11 Guard**

Played last season for the Northern Middle Basketball Team...Played JV Football



**#14-Noah Ferguson**

**Freshman**

**5-8 Guard**

Played last season for the Western Heights Middle Basketball Team



**#20-Matt Stillions**

**Freshman**

**6-0 Center**

Played last season for the Western Heights Basketball Team...Played JV Football.



**#21-Brady Walters**

**Freshman**

**6-2 Forward**

Played last season for the Western Heights Middle Basketball Team



**#22-Gavin Ghattas**

**Freshman**

**5-9 Guard/Fwd**

First Season playing basketball.



**#32-Carter Younger**

**Freshman**

**6-0 Guard/Fwd**

Played last season for the Western Heights Middle Basketball Team





# Live Stream Links

Boonsboro: [bit.ly/BHS-WarriorDome](https://bit.ly/BHS-WarriorDome) (YouTube)

Clear Spring: [bit.ly/CSHS-Indoor Sports](https://bit.ly/CSHS-Indoor Sports) (Facebook)

Hancock: [bit.ly/Hancock Middle-High](https://bit.ly/Hancock Middle-High) (Facebook)

North Hagerstown: [bit.ly/NHH-Hub Arena](https://bit.ly/NHH-Hub Arena) (Facebook)

Smithsburg: [bit.ly/SmithsburgColiseum](https://bit.ly/SmithsburgColiseum) (Facebook)

South Hagerstown: [bit.ly/SHS-RebelCasts](https://bit.ly/SHS-RebelCasts) (Facebook)

Williamsport: [bit.ly/WHS-WildcatSports](https://bit.ly/WHS-WildcatSports) (Facebook)



© 2021

*Media Guide and Records compiled and edited by Dave Foltz*



## Where did the Hubs nickname come from?

The city of Hagerstown was given the nickname as the Hub City due to being a major railroad hub dating back to the late 1800's. The Hubs moniker started being used by local newspapers to identify the Hagerstown High sports teams. The official nickname name used by Hagerstown High was the Maroon & Gray, but it became common to call all teams the Hubs. Hagerstown HS formally adopted Hubs as the school nickname in the early 1940's but the school colors remained maroon & gray. In 1957 the new North Hagerstown HS opened. The school decided to keep the Hubs nickname but change the school colors to Red & White.



## We are not the only Hubs in America

The Rochelle Township Hubs from Rochelle, Illinois shares our Hubs nickname. Rochelle has a population of approximately 9600 and is located about 80 miles west of Chicago. The school colors are purple & white and play in the Interstate Eight Athletic Conference.

***Rochelle Hubs Twitter: @RTHS\_Football***

