

Ross Howard

BRITISH COLUMBIA BUILDING CODE 2006

SCHEDULE B

Forming Part of Subsection 2.2.7, Div. C of the British Columbia Building Code

Building Permit No. (for authority having jurisdiction's use)

ASSURANCE OF PROFESSIONAL DESIGN AND COMMITMENT FOR FIELD REVIEW

- Notes: (i) This letter must be submitted prior to the commencement of construction activities of the components identified below. A separate letter must be submitted by each registered professional of record. (ii) This letter is endorsed by: Architectural Institute of B.C., Association of Professional Engineers and Geoscientists of B.C., Building Officials' Association of B.C., and Union of B.C. Municipalities. (iii) In this letter the words in italics have the same meaning as in the British Columbia Building Code.

To: The authority having jurisdiction

CITY OF VERNON

Name of Jurisdiction (Print)

Re: SWIMMING POOL


Name of Project (Print)

827 BRASSEY PLACE - SL 12, PLAN KAS 3344

Address of Project (Print)

The undersigned hereby gives assurance that the design of the (Initial those of the items listed below that apply to this registered professional of record. All the disciplines will not necessarily be employed on every project.)

- ARCHITECTURAL
STRUCTURAL
MECHANICAL
PLUMBING
FIRE SUPPRESSION SYSTEMS
ELECTRICAL
GEOTECHNICAL - temporary
GEOTECHNICAL - permanent



JUNE 26, 2012

Date

components of the plans and supporting documents prepared by this registered professional of record in support of the application for the building permit as outlined below substantially comply with the B.C. Building Code and other applicable enactments respecting safety except for construction safety aspects.

The undersigned hereby undertakes to be responsible for field reviews of the above referenced components during construction, as indicated on the "SUMMARY OF DESIGN AND FIELD REVIEW REQUIREMENTS" below.

CRP's Initials

Schedule B - Continued

Building Permit No.
(for authority having jurisdiction's use)

827 BRASSEY PLACE - SL 12

Project Address

GEOTECHNICAL

Discipline

The undersigned also undertakes to notify the *authority having jurisdiction* in writing as soon as possible if the undersigned's contract for *field review* is terminated at any time during construction.

I certify that I am a *registered professional* as defined in the British Columbia Building Code.

JERRY LAY, P.ENG.

Registered Professional of Record's Name (Print)


14151 OYAMA ROAD

Address (Print)

LAKE COUNTRY, BC V4V 2B8

250-548-3250

Phone No.



JUNE 26, 2012

Date

(If the Registered Professional of Record is a member of a firm, complete the following.)

I am a member of the firm HORIZON GEOTECHNICAL LTD.
and I sign this letter on behalf of the firm. (Print name of firm)

Note: The above letter must be signed by a *registered professional of record*, who is a *registered professional*. The British Columbia Building Code defines a *registered professional* to mean

- (a) a person who is registered or licensed to practise as an architect under the Architects Act, or
- (b) a person who is registered or licensed to practise as a professional engineer under the Engineers and Geoscientists Act.

CRP's Initials

Schedule B - *Continued*Building Permit No.
(for authority having jurisdiction's use)

827 BRASSEY PLACE - SL 12

Project Address

GEOTECHNICAL

Discipline

SUMMARY OF DESIGN AND FIELD REVIEW REQUIREMENTS

(Initial applicable discipline below and cross out and initial only those items not applicable to the project.)

ARCHITECTURAL


- 1.1 Fire resisting assemblies
- 1.2 *Fire separations* and their continuity
- 1.3 *Closures*, including tightness and operation
- 1.4 Egress systems, including *access to exit* within *suites* and *floor areas*
- 1.5 Performance and physical safety features (guardrails, handrails, etc.)
- 1.6 Structural capacity of architectural components, including anchorage and seismic restraint
- 1.7 Sound control
- 1.8 Landscaping, screening and site grading
- 1.9 Provisions for fire fighting access
- 1.10 Access requirements for *persons with disabilities*
- 1.11 Elevating devices
- 1.12 Functional testing of architecturally related fire emergency systems and devices
- 1.13 Development Permit and conditions therein
- 1.14 Interior signage, including acceptable materials, dimensions and locations
- 1.15 Review of all applicable shop drawings
- 1.16 Interior and exterior finishes
- 1.17 Dampproofing and/or waterproofing of walls and slabs below *grade*
- 1.18 Roofing and flashings
- 1.19 Wall cladding systems
- 1.20 Condensation control and cavity ventilation
- 1.21 Exterior glazing
- 1.22 Integration of building envelope components
- 1.23 Environmental separation requirements (Part 5)
- 1.24 Building envelope, Part 10/ASHRAE requirements

STRUCTURAL

- 2.1 Structural capacity of structural components of the *building*, including anchorage and seismic restraint
- 2.2 Structural aspects of *deep foundations*
- 2.3 Review of all applicable shop drawings
- 2.4 Structural aspects of unbonded post-tensioned concrete design and construction

MECHANICAL

- 3.1 HVAC systems and devices, including high *building* requirements where applicable
- 3.2 *Fire dampers* at required *fire separations*
- 3.3 *Continuity of fire separations* at HVAC penetrations
- 3.4 Functional testing of mechanically related fire emergency systems and devices
- 3.5 Maintenance manuals for mechanical systems
- 3.6 Structural capacity of mechanical components, including anchorage and seismic restraint
- 3.7 Review of all applicable shop drawings
- 3.8 Mechanical systems, Part 10/ASHRAE requirements



(Professional's Seal and Signature)

JUNE 26, 2012

Date

CRP's Initials

Schedule B - *Continued*

Building Permit No.
(for authority having jurisdiction's use)

827 BRASSEY PLACE - SL 12

Project Address

GEOTECHNICAL

Discipline

J.L.

PLUMBING

- 4.1 *Root drainage systems*
- 4.2 *Site and foundation drainage systems*
- 4.3 *Plumbing systems and devices*
- 4.4 *Continuity of fire separations at plumbing penetrations*
- 4.5 *Functional testing of plumbing related fire emergency systems and devices*
- 4.6 *Maintenance manuals for plumbing systems*
- 4.7 *Structural capacity of plumbing components, including anchorage and seismic restraint*
- 4.8 *Review of all applicable shop drawings*
- 4.9 *Plumbing systems, Part 10 requirements*

FIRE SUPPRESSION SYSTEMS

- 5.1 *Suppression system classification for type of occupancy*
- 5.2 *Design coverage, including concealed or special areas*
- 5.3 *Compatibility and location of electrical supervision, ancillary alarm and control devices*
- 5.4 *Evaluation of the capacity of city (municipal) water supply versus system demands and domestic demand, including pumping devices where necessary*
- 5.5 *Qualification of welder, quality of welds and material*
- 5.6 *Review of all applicable shop drawings*
- 5.7 *Acceptance testing for "Contractor's Material and Test Certificate" as per NFPA Standards*
- 5.8 *Maintenance program and manual for suppression systems*
- 5.9 *Structural capacity of sprinkler components, including anchorage and seismic restraint*
- 5.10 *For partial systems — confirm sprinklers are installed in all areas where required*
- 5.11 *Fire Department connections and hydrant locations*
- 5.12 *Fire hose standpipes*
- 5.13 *Freeze protection measures for fire suppression systems*
- 5.14 *Functional testing of fire suppression systems and devices*

ELECTRICAL

- 6.1 *Electrical systems and devices, including high building requirements where applicable*
- 6.2 *Continuity of fire separations at electrical penetrations*
- 6.3 *Functional testing of electrical related fire emergency systems and devices*
- 6.4 *Electrical systems and devices maintenance manuals*
- 6.5 *Structural capacity of electrical components, including anchorage and seismic restraint*
- 6.6 *Clearances from buildings of all electrical utility equipment*
- 6.7 *Fire protection of wiring for emergency systems*
- 6.8 *Review of all applicable shop drawings*
- 6.9 *Electrical systems, Part 10/ASHRAE requirements*

GEOTECHNICAL — Temporary

- 7.1 *Excavation*
- 7.2 *Shoring*
- 7.3 *Underpinning*
- 7.4 *Temporary construction dewatering*

GEOTECHNICAL — Permanent

- 8.1 *Bearing capacity of the soil*
- 8.2 *Geotechnical aspects of deep foundations*
- 8.3 *Compaction of engineered fill*
- 8.4 *Structural considerations of soil, including slope stability and seismic loading*
- 8.5 *Backfill*
- 8.6 *Permanent dewatering*
- 8.7 *Permanent underpinning*



Jerry Jay
(Professional's Seal and Signature)

JUNE 26, 2012

Date

CRP's Initials