Recommended P.C. Board Layout
SCALE 8:1

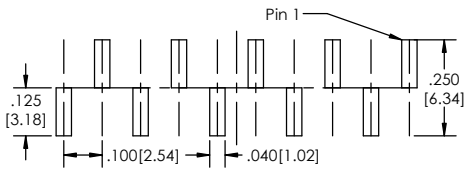

SINGLE (M) ROW

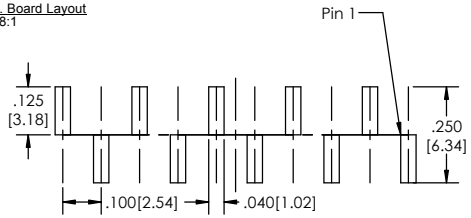

SINGLE (S) ROW

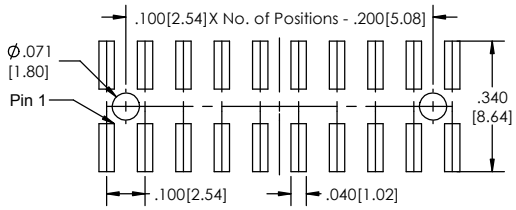

DOUBLE ROW

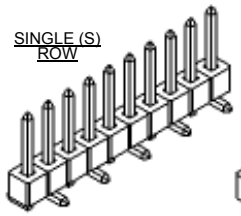

SINGLE (S) ROW

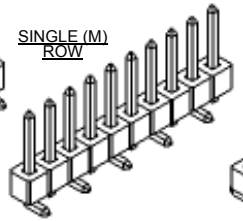

SINGLE (M) ROW

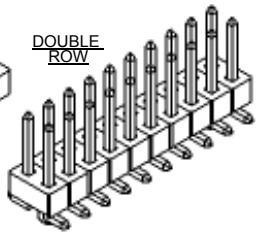

DOUBLE ROW

TSHSCM-1 [XX] - [X] - [XXX] - [XX] - [XX] - [X] - [XXX] - [X] - [XX] - [X] - [XX] - [LF]

(A) (B) (C) (D) (E) (F) (G) (H) (I) (J) (K) (L)

A. Pins Per Row
- 1 through 50

B. Row Specification
- S= Single Row
- D= Double Row

C. Desired Post Height
- Please specify
- e.g. .100(2.54)=100

D. Pin Options
- See Pin Options below

E. Plating Options
- See Plating Options below

F. Direction
- V= Vertical

G. Polarized Position
- Leave blank if not needed
- If required, specify empty pin position
- e.g. 012 for Pin 12

H. Footprint
- M= pin 1 right
- S= pin 1 left

I. Packing Information
- TR= Tape and Reel
- TB= Tube

J. Pad
- P= Plastic
- O= No Pad
- If left blank, packaging at MLE's discretion
  Pad may be metal, mylar of plastic

K. Alignment Pin Option
- Leave blank if not needed
- AP= With

L. Lead Free

Mates with:
BCSS.
BSSH.
BSSHC.
BSSQ.
BSSQC.
BSSQM.
LBCSS.
LSMBC.
LSWSS.
SMBC.
SSHQ.
SSHQR.
SSHR.
SSHS.
SSHSM.

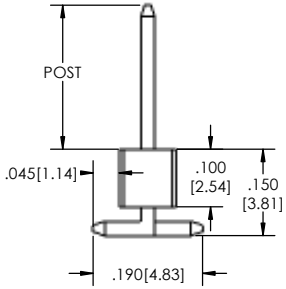

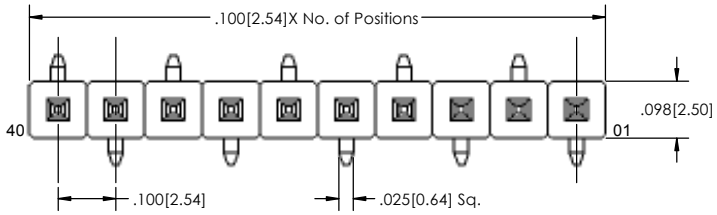

SINGLE (S) ROW

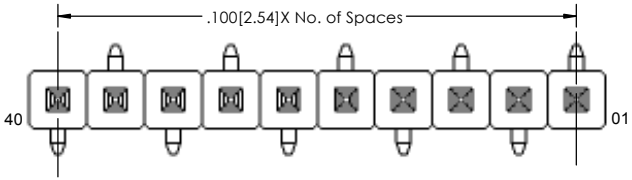

SINGLE (M) ROW

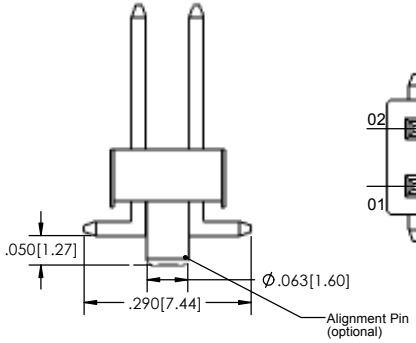

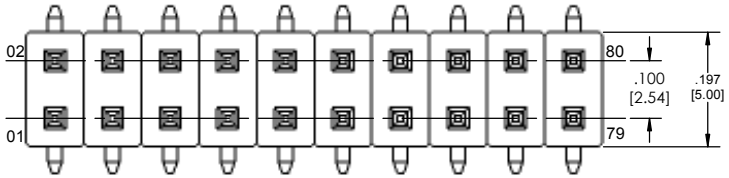

DOUBLE ROW

APPLICATION

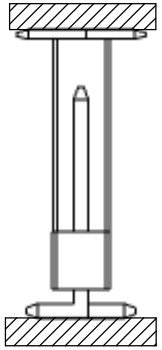

Plating options	
G	-10µ Gold on Contact Area/ Flash on Tail
T	-Matte Tin all Over
GT	-10µ Gold on Contact Area/ Matte Tin on Tail
H	-30µ Gold on Contact Area/ Matte Tin on Tail
F	-Gold Flash over Entire Pin
FT	- Gold Flash on Contact Area/ Matte Tin on Tail

Pin Options		
Max. Post Height		
.120	3.05mm	02
.135	3.43mm	03
.230	5.84mm	06
.245	6.22mm	08
.256	6.50mm	10
.280	7.11mm	11
.318	8.08mm	14
.420	10.67mm	16
.520	13.21mm	20
.620	15.75mm	22
.720	18.29mm	24
.820	20.83mm	26
.920	23.37mm	28
1.020	25.91mm	30
1.120	28.45mm	32
1.220	30.99mm	34
1.320	33.53mm	36

Specifications:
Current Rating: 3.0 Ampere
Insulation Resistance: 1000M Ohms Min.
Dielectric Withstanding: 600V AC
Contact Resistance: 20M Ohms Max.
Operation Temperature: -40°C to +105°C
Max. Process Temperature
Peak: 260°C up to 20 secs.
Process: 230°C up to 60 secs.
Wave: 260°C up to 6 secs.
Reflow: 260°C up to 10 secs.
Manual Solder: 350°C up to 5 secs.

Materials:
Contact Material: Phosphor Bronze
Insulator Material: Nylon 6T
Plating: Au or Sn over 50µ" (1.27) Ni

Tails may be clipped to acheive specific dimensions.

Products cut to specific sizes are uncancellable/ nonreturnable.
Parts are subject to change without notice.

RoHS COMPLIANT

PROPRIETARY AND CONFIDENTIAL
THE INFORMATION CONTAINED IN THIS DRAWING IS THE SOLE PROPERTY OF Major League Electronics. ANY REPRODUCTION IN PART OR AS A WHOLE WITHOUT THE WRITTEN PERMISSION OF Major League Electronics IS PROHIBITED.

UNLESS OTHERWISE SPECIFIED:
DIMENSIONS ARE IN INCHES
TOLERENCES:
ONE DECIMALS ±.100
TWO DECIMAL ±.100
THREE DECIMAL ±.005
FOUR DECIMAL ±.002

INTERPRET GEOMETRIC TOLERANCING PER:
MATERIAL
FINISH
NEXT ASSY | USED ON
APPLICATION | DO NOT SCALE DRAWING

	NAME	DATE
DRAWN	EOW	02/23/15
CHECKED	GWE	02/23/15
ENG APPR.		
MFG APPR.		

ADDRESS:
2533 Centennial Blvd.
Jeffersonville, In 47130
Phone: 812-670-4174
Fax: 812-670-4175
E-Mail: mle@mlelectronics.com

MAJOR LEAGUE Electronics

TITLE: TSHSCM-1-V SERIES

SIZE C | DWG. NO. | REV B

SCALE 6:1 | SHEET 1 OF 1