

7

DEAR PARENTS,

Your child learned that God wants them to give. They saw an object lesson that showed sand being pressed down, making room for even more. That is what happens when we give! There are so many ways to give. You can help your child learn more about giving by using the activities in this take-home paper. It's fun and easy and will help you to disciple your child while you learn together. Complete one activity each day with the suggested schedule.



Look at the front page together and write their name. Say the One Thing together "God Wants Me To Give!" Open your Bible and look up the Bible passage, Luke 6:38. Point to the words in the verse and tell them that **the Bible is GOD'S WORD**. Talk about the verse and have them tell you about the cup of sand. Color the fries and don't forget to practice the memory verse.



Look at page 1. Read the directions, Kyle's words, and the verse at the bottom. Draw the cup overflowing! Talk about different ways you can give.



Look at page 2. Read the story about Jason. Help your child draw a line to the offering plate. Use this activity to talk about how our tithes and offerings help the church. The church is God's idea to help the people who love Him.



Look at pages 3-4. Follow the directions and talk about giving back to God. God gives us everything and we can thank Him by giving back to Him! Your child learns to pray by hearing you pray. Pray together and thank God with a grateful heart for all He gives to you.



Look at page 5. Hey, it's Jason again. He has the ten dollars he got for his birthday. This is a song put to a familiar tune. Give it a try! We learn so much more when we sing!




Look at page 6. Read the directions and say the One Thing using the motions modeled by Kristi. God Wants Me To Give! Remind your child that God is a good Father and as they follow Him, He will always provide them with what they need (2 Corinthians 9:8). Look through the completed take-home paper and see what their favorite thing was.

Name _____

TAKE HOME ACTIVITY**Early Childhood****ONE THING**
God Wants Me To**GIVE!****Bible Story**

Pressed Down,
Shaken Together
Luke 6:38


**Memory Verse**

"Wherever your
treasure is, there
the desires of your
heart will also be."
Matthew 6:21

1 PRESSED DOWN, SHAKEN TOGETHER

Fill the glass like Kyle's and talk about how God will bless you when you give!

"The Bible teaches us that if we give, God will just keep on giving back to you!"



"Give, and you will receive. Your gift will return to you in full—pressed down, shaken together to make room for more, running over, and poured into your lap. The amount you give will determine the amount you get back."

Luke 6:38

God Wants Me To Give!



6 PRACTICE AND WRITE THE ONE THING WITH KRISTI!



MEMORY VERSE

"Wherever your treasure is, there the desires of your heart will also be."


Matthew 6:21

3

Write the
numbers.

1 FOR GOD AND 9 FOR ME!

4



SING THE SONG!

Sing to the Tune of
"Are You Sleeping?
Brother John?"



One for Jesus.

One for Jesus.

Nine for me.

Nine for me.

Jesus Gives me ten.

I give him one to thank Him.

One for him.

One for Him!



I got
ten dollars
for my birthday!
I'm giving one back!
I'll put it in the
offering at church
to say,
"Thank You!"



I CAN TITHE TO SAY, "THANK-YOU GOD"

One way to give back to God is by tithing on the money that you get. Remember, God gives us everything we have and we can give back to Him by giving our tithe! God doesn't need our money, but it does show Him where our heart is. Jason got 10 dollars for his birthday. He put 1 dollar in his offering box that he made at church. Next week, Jason will open his offering box, take the dollar to church, and put it in an offering plate! What do you put your tithes and offerings in at your church? Draw a line and help Jason put his tithe in the offering plate!

