

David Scheibel, Branch Manager
Bird Island, MN

Markets Closed Monday
USDA WASDE & Grain Stocks
Allendale Web Conference
Jan 26, 27, 28
2014 & 2015 Price Models

Weekly Comments
Friday Jan 16, 2016

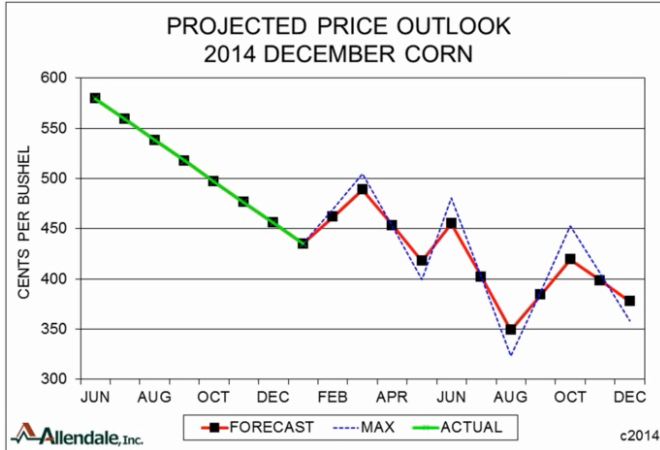
Distributed By:



Office 1-877-365-3744
david@mnwestag.com

Allendale Corn Price Models

2014 December Corn Projection

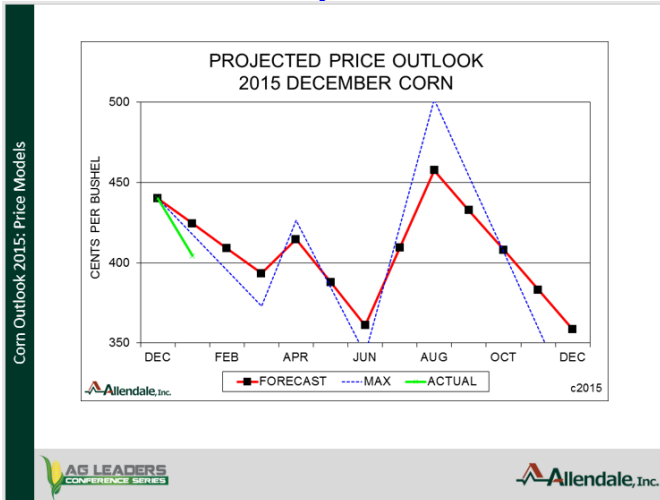


Actual December 14 Corn Daily Chart

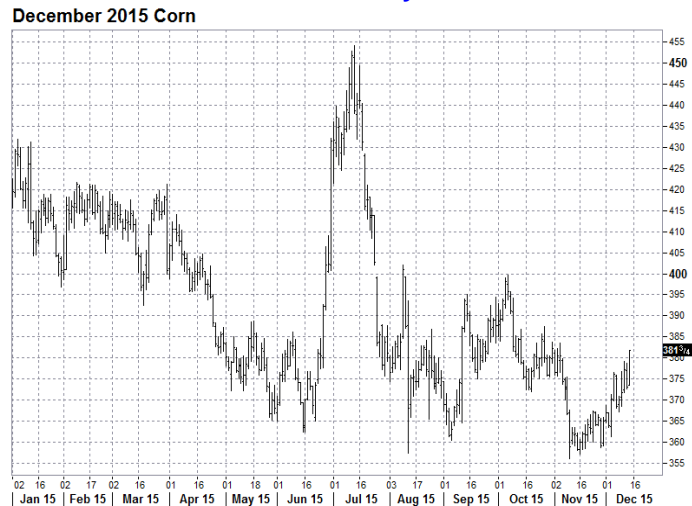


The December 2014 corn price model shown during the January 2014 outlook webinar projected a spring rally to just under \$5.00, the market achieved just over \$5.10. The model projected a fall low of \$3.50 and the actual fall low was \$3.18 posted on October 1st.

2015 December Corn Projection



Actual December 15 Corn Daily Chart



The December 2015 corn price model shown during the January 2015 outlook webinar projected a spring rally to about \$4.55, the market achieved \$4.54 ¼ on July 14th. The model projected a fall low of \$3.60 and the actual fall low was \$3.56 posted on November 10th.

David Scheibel, Branch Manager
Bird Island, MN

Markets Closed Monday
USDA WASDE & Grain Stocks
Allendale Web Conference
Jan 26, 27, 28
2014 & 2015 Price Models

Weekly Comments
Friday Jan 16, 2016

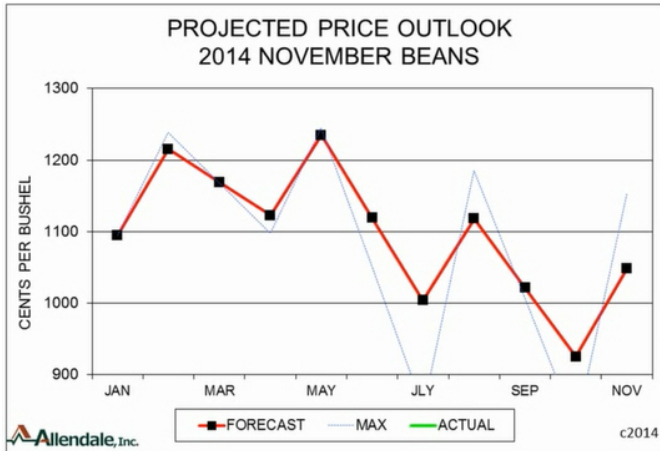
Distributed By:



Office 1-877-365-3744
david@mnwestag.com

Allendale Soybean Price Models

2014 November Soybean Projection

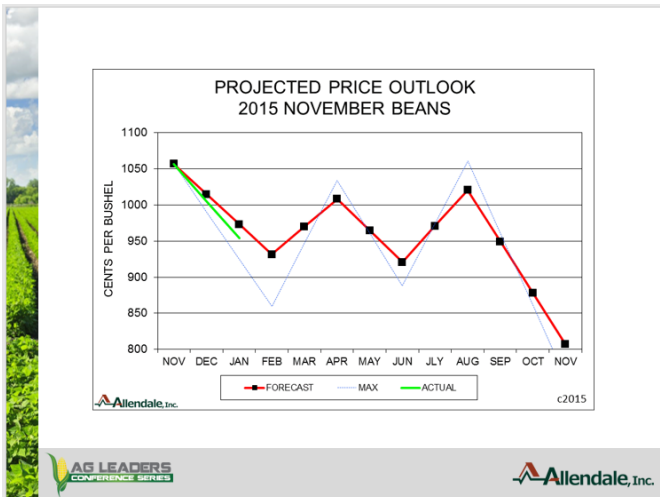


Actual November 14 Soybean Daily Chart

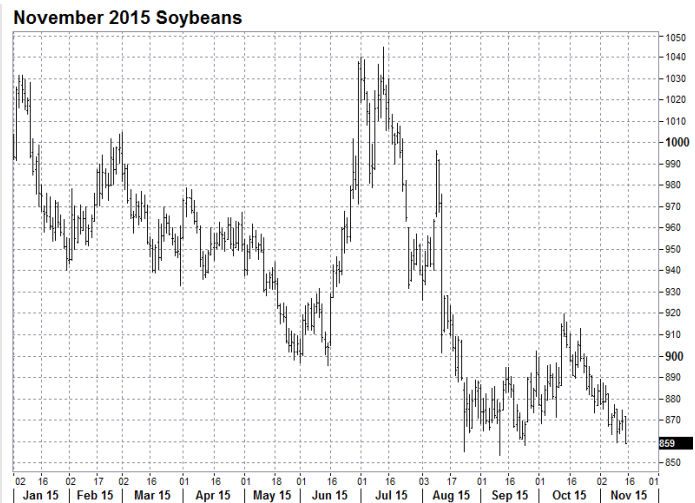


The November 14 soybean price model shown during the January 2014 outlook webinar projected a spring rally to about \$12.30, the market achieved a high of over \$12.70 but traded for a considerable time between 12.20 and 12.40. The model projected a fall low of \$9.20 and the actual fall low was \$9.09 posted on October 1st.

2015 November Soybean Projection



Actual November 15 Soybean Daily Chart



The November 15 soybean price model shown during the January 2015 outlook webinar projected a spring rally to about \$10.30, the market achieved a high of \$10.45 July 14th. The model projected a fall low of \$8.00 and the actual fall low was \$8.53 posted on September 11th.

(an equal opportunity provider) The information contained herein was obtained from sources believed to be reliable, but can not be guaranteed. All examples given are strictly hypothetical and neither the information, nor any opinion expressed, constitutes a solicitation to market commodities or buy or sell futures or options on futures. Commodity marketing and trading is risky. Trading and/or marketing decisions and any trading and/or marketing gains or losses are the responsibility of the commodity owner, producer, and/or account holder. Allendale Risk Management Inc or Minnesota West Ag Services its principals and employees assume no liability for any use of any information contained herein. Reproduction without authorization is forbidden.