



10/7/2018

Location:Janesville-WI

Trial: CHT-100

Hybrid	Yield at 15.5%	Moisture	TWT Mn	\$/Acre
4099SS/RIB	253.0	17.5	54.7	732.68
4079VT2P/RIB	248.4	16.5	54.4	732.15
4188VT2P/RIB	247.8	16.6	55.1	728.79
3899VT2P/RIB	248.1	16.8	55.4	727.67
P9929AMXT	249.7	17.4	55.1	724.36
4188SS/RIB	245.2	16.3	54.6	723.11
4350SS/RIB	253.2	18.3	55.4	722.65
DKC50-84RIB	243.8	16.2	55.5	722.13
4079SS/RIB	243.2	15.9	54.9	721.76
4199SS/RIB	247.6	18.0	54.6	710.83
MY02J57RA	249.5	18.4	52.9	710.66
P9998AMXT	255.0	19.6	55.3	710.49
DKC51-38RIB	245.8	17.9	55.0	706.25
3909SS/RIB	239.4	16.6	54.6	704.51
NK0199-3122AEZ1	250.6	19.6	54.2	698.09
NK0281-3000GT	243.6	18.3	53.3	696.16
P0157AMX	248.0	19.5	55.0	692.26
5146SS/RIB	245.1	18.9	55.4	691.08
NK0142-3120-EZ1	239.0	17.9	53.4	687.21
DKC49-72RIB	231.3	15.8	54.4	687.19
DKC50-08RIB	236.1	17.9	55.7	678.80
NK9852-3010	233.8	17.5	55.4	677.96
MY01D86	233.2	18.0	54.6	670.09
4242VT2P/RIB	225.1	16.7	55.3	661.49
MY00B25RA	234.3	19.0	54.2	660.25
DKC51-20RIB	220.6	16.3	54.2	652.33
MY00J47RA	226.7	18.1	55.9	649.32
DKC52-68RIB	231.0	19.2	53.7	647.74
Mn	242.3	17.7	54.7	699.20
LSD(.10)	9.6	0.5	0.5	27.75
#Reps	8	8	8	8
CVErr	4.789	3.506	1.162	4.804

\$/Acre Assumptions = \$3.00/Bushel Selling Price and \$0.05/Point of Moisture over 15.5%.

**WINFIELD
UNITED**

CROPLAN
By WINFIELD
UNITED

Learn more about our brands at
winfieldunited.com

Results are generated from field observations and may change as additional data is gathered. Crop results are dependent on the impact of many factors beyond the control of Winfield United including without limitation, reduced performance due to weather, soil variations and may even reflect differences in agronomic practices."

© 2018 WinField United. Answer Plot®, CROPLAN® and WinField® are trademarks of WinField United.



CORN

Answer Plot®
By WINFIELD
UNITED
YIELD REPORT 2018

10/7/2018

Location:Janesville-WI

Trial: CHT-105

Hybrid	Yield at 15.5%	Moisture	TWT Mn	\$/Acre
DKC55-53RIB	269.6	18.8	52.6	761.13
MY04G26	262.4	19.7	51.1	728.91
4488SS/RIB	255.4	19.0	54.5	719.27
4488VT2P/RIB	249.3	18.1	54.9	714.36
P0707AMXT	265.3	21.5	54.0	709.44
DKC56-45RIB	255.7	20.1	53.6	704.82
NK0440-3010	256.9	20.6	50.3	701.55
MY06R36	265.0	22.2	52.8	699.13
P0589AMXT	265.0	22.4	52.1	692.63
DKC55-84RIB	244.0	19.1	52.3	684.69
NK0602-3010	239.0	18.4	53.2	681.68
NK0760-3111	268.1	23.9	51.4	678.44
4549VT2P/RIB	233.7	17.6	53.3	676.21
NK0330-3120	243.2	19.7	52.3	675.78
P0574AMXT	267.5	24.2	51.7	671.00
4549SS/RIB	241.7	19.8	54.3	670.72
DKC57-97RIB	242.7	19.9	53.1	670.68
DKC53-56RIB	232.1	17.7	54.6	669.32
MY08T21	274.8	25.6	50.8	667.78
DKC54-38RIB	233.6	19.0	54.4	657.47
NK0624-3220-EZ1	237.6	20.4	51.6	651.28
MY05U06	240.5	21.1	52.3	649.48
4791AS3111	266.0	25.6	51.2	644.48
5412VT2P/RIB	226.0	18.5	53.0	643.01
4791ASGT	248.2	25.8	51.0	600.36
MY09V45RA	225.7	23.4	51.1	579.57
Mn	250.0	20.7	52.7	678.84
LSD(.10)	12.1	0.9	0.7	35.92
#Reps	8	8	8	8
CVErr	5.852	5.291	1.522	6.405

\$/Acre Assumptions = \$3.00/Bushel Selling Price and \$0.05/Point of Moisture over 15.5%.

**WINFIELD
UNITED**

CROPLAN
By WINFIELD
UNITED

Learn more about our brands at
winfieldunited.com

Results are generated from field observations and may change as additional data is gathered. Crop results are dependent on the impact of many factors beyond the control of Winfield United including without limitation, reduced performance due to weather, soil variations and may even reflect differences in agronomic practices.*

© 2018 WinField United. Answer Plot®, CROPLAN® and WinField® are trademarks of WinField United.



CORN

Answer Plot®
By WINFIELD UNITED
YIELD REPORT 2018

10/7/2018

Location:Janesville-WI

Trial: CHT-110

Hybrid	Yield at 15.5%	Moisture	TWT Mn	\$/Acre
4997VT2P/RIB	269.3	21.5	52.3	722.20
DKC62-20RIB	273.4	22.6	52.1	713.89
P0825AMXT	262.8	21.5	50.4	702.29
4895SS/RIB	266.3	22.3	51.7	698.90
MY10Y47RA	268.3	23.0	50.8	693.88
MY09B16	271.5	24.8	51.5	674.72
DKC60-87RIB	256.8	22.5	50.8	671.23
P0919AM	251.8	21.8	52.2	670.07
6110VT2P/RIB	259.3	23.5	52.8	662.28
4895VT2P/RIB	241.1	21.3	48.9	647.92
5073SS/RIB	270.6	26.0	50.3	647.07
DKC63-21RIB	249.3	23.0	51.7	645.20
5290SS/RIB	246.8	22.7	52.8	641.07
DKC62-52RIB	240.3	21.7	52.3	637.48
P1197AMXT	267.2	26.2	51.1	634.96
DKC58-34RIB	236.9	21.4	53.9	634.26
NK0962-3220A-EZ1	238.1	22.8	49.9	618.08
5277AS3220	251.9	25.4	52.0	614.87
5290DGVT2P/RIB	233.2	22.2	52.9	614.06
NK1284-3122-EZ1	243.6	25.5	52.5	593.32
NK0886-3010	219.4	21.3	52.0	590.20
MY13C17RA	235.8	28.8	49.1	521.05
NK1191-3111	218.5	27.4	51.5	502.22
MY11B25RA	223.8	30.1	51.1	474.71
MY12G35RA	229.1	26.6	49.5	474.09
Mn	249.8	23.8	51.7	628.57
LSD(.10)	10.6	1.2	0.9	56.52
#Reps	8	8	8	8
CVErr	5.149	6.347	2.102	10.885

\$/Acre Assumptions = \$3.00/Bushel Selling Price and \$0.05/Point of Moisture over 15.5%.

**WINFIELD
UNITED**

CROPLAN
By WINFIELD
UNITED

Learn more about our brands at
winfieldunited.com

Results are generated from field observations and may change as additional data is gathered. Crop results are dependent on the impact of many factors beyond the control of Winfield United including without limitation, reduced performance due to weather, soil variations and may even reflect differences in agronomic practices."

© 2018 WinField United. Answer Plot®, CROPLAN® and WinField® are trademarks of WinField United.



CORN SILAGE

Answer Plot[®]
 By WINFIELD UNITED
YIELD REPORT 2018

Location: Janesville, WI																					
Trial: S-110		38,000 plants/acre										30,000 plants/acre									
Hybrid	RM	Yield30%DM tons/acre	Moisture	Milk/acre	Milk/ton	NDFD	NDF	STARCH	CP	I/VD	TDN	Yield30%DM tons/acre	Moisture	Milk/acre	Milk/ton	NDFD	NDF	STARCH	CP	I/VD	TDN
TMF12Q57RA	112	43.2	63.3	41275	3187	47.1	37.8	39.7	6.9	82.3	69.5	43.1	64.3	42107	3252	48.0	38.0	39.1	7.1	81.8	70.5
TMF2H747	113	42.7	59.9	38263	2983	45.1	36.5	42.0	6.6	83.5	66.6	43.4	58.0	37159	2861	44.9	35.8	43.0	6.6	84.0	65.1
NK1066-3122	110	40.4	63.1	38486	3181	46.7	37.2	40.3	7.1	82.7	69.4	39.1	63.7	37505	3206	47.1	37.6	39.6	7.2	82.3	69.9
TMF09S97	109	40.3	58.3	33830	2808	45.2	38.1	40.5	7.1	82.8	64.8	38.2	59.3	33716	2948	46.2	37.3	40.8	7.0	82.8	66.3
TMF2H708	109	40.3	59.7	35508	2936	45.0	37.0	41.2	7.1	83.4	66.2	39.7	60.6	35617	2993	45.6	37.2	40.7	7.1	83.0	67.1
P1311AMXT	113	39.8	64.5	39200	3276	47.0	37.0	40.2	7.2	82.6	70.6	38.6	64.5	38840	3348	48.4	36.2	41.0	7.4	82.5	71.5
P1197AMXT	111	38.7	64.1	37729	3254	47.2	37.4	39.9	7.4	82.4	70.3	37.1	64.5	37042	3323	48.0	36.6	40.8	7.3	82.5	71.2
6110VT2P/RIB	110	38.6	58.5	33629	2905	45.7	36.6	42.6	6.8	83.3	65.5	33.9	60.7	30868	3045	46.9	37.0	41.6	7.1	82.7	67.7
5073SS/RIB	110	38.5	63.3	37001	3204	47.2	37.5	40.4	7.2	82.3	69.6	38.2	63.2	36843	3202	47.6	37.4	40.4	7.4	82.2	69.7
S5000GT	109	38.0	60.4	35159	3088	47.5	35.9	42.5	6.9	83.0	68.0	36.4	60.2	33154	3043	47.2	36.4	42.0	7.1	82.9	67.6
DKC62-08RIB	112	38.0	51.7	29611	2608	43.2	36.6	43.9	7.3	84.2	61.8	35.1	56.3	28631	2718	44.7	36.8	42.2	7.4	83.6	63.4
5277AS3220	112	37.3	63.4	35406	3161	47.1	38.3	39.4	7.3	82.0	69.4	34.6	63.2	33316	3204	47.9	37.5	39.9	7.4	82.1	69.9
S5000AS3122	110	37.0	61.5	34879	3142	47.1	36.3	41.5	7.0	82.9	68.6	35.2	62.3	33524	3165	48.0	37.1	40.5	7.1	82.3	69.4
DKC62-20RIB	112	37.0	58.4	32063	2888	45.8	36.1	42.9	7.2	83.5	65.6	36.3	57.8	31396	2882	46.6	35.3	44.1	7.1	83.5	65.6
4997VT2P/RIB	109	36.4	56.6	29582	2718	44.8	37.5	42.4	7.0	83.2	63.4	35.7	58.2	30926	2878	46.0	36.2	43.2	7.1	83.4	65.5
5290SS/RIB	112	35.9	58.2	30345	2824	44.9	37.6	41.1	7.2	83.2	64.8	32.6	60.0	28766	2935	46.0	38.3	39.6	7.5	82.4	66.5
DKC59-07RIB	109	35.7	61.8	32920	3076	46.4	37.5	40.9	7.2	82.6	68.2	33.9	60.4	30982	3053	46.9	36.3	42.4	7.0	83.0	67.6
NK1191-3111	111	35.7	58.1	30563	2857	45.8	36.7	42.4	7.1	83.3	65.2	33.7	59.8	30228	2993	46.3	36.1	42.7	7.2	83.4	66.9
5252VT2P/RIB	112	35.5	57.9	29881	2805	44.8	37.3	41.9	7.1	83.3	64.5	37.8	61.3	34621	3045	45.8	37.5	40.3	7.2	82.9	67.6
DKC60-67RIB	110	35.0	59.4	30119	2881	45.0	38.0	40.5	7.3	82.9	65.6	33.9	59.3	29996	2955	45.5	36.8	41.9	7.0	83.3	66.1
NK0886-3010	108	34.7	50.5	27677	2648	44.4	36.3	44.7	7.3	83.9	62.3	31.3	54.5	25658	2730	46.2	35.6	44.0	7.5	83.6	63.5
4895SS/RIB	108	34.5	58.5	29877	2889	45.9	36.6	42.7	7.1	83.3	65.6	33.1	61.5	30511	3083	47.0	37.1	41.2	7.2	82.6	68.3
Mn		37.4	59.3	33081	2943	45.8	37.1	41.5	7.1	83	66.3	35.9	60.1	32439	3004	46.5	36.7	41.6	7.2	82.9	67.1
LSD(.10)		2.1	2.4	1769	127	0.9	1.3	1.9	0.2	0.7	1.6	2.6	1.6	2237	106	1	1.1	1.5	0.2	0.7	1.4
CVErr		3.38	2.37	3.147	2.54	1.14	2.02	2.73	2.03	0.52	1.41	4.3	1.6	4.059	2.078	1.26	1.71	2.18	1.65	0.48	1.2



Learn more about our brands at
winfieldunited.com

Results are generated from field observations and may change as additional data is gathered. Crop results are dependent on the impact of many factors beyond the control of WinField United including without limitation, reduced performance due to weather, soil variations and may even reflect differences in agronomic practices."

© 2018 WinField United. Answer Plot[®], CROPLAN[®] and WinField[®] are trademarks of WinField United.

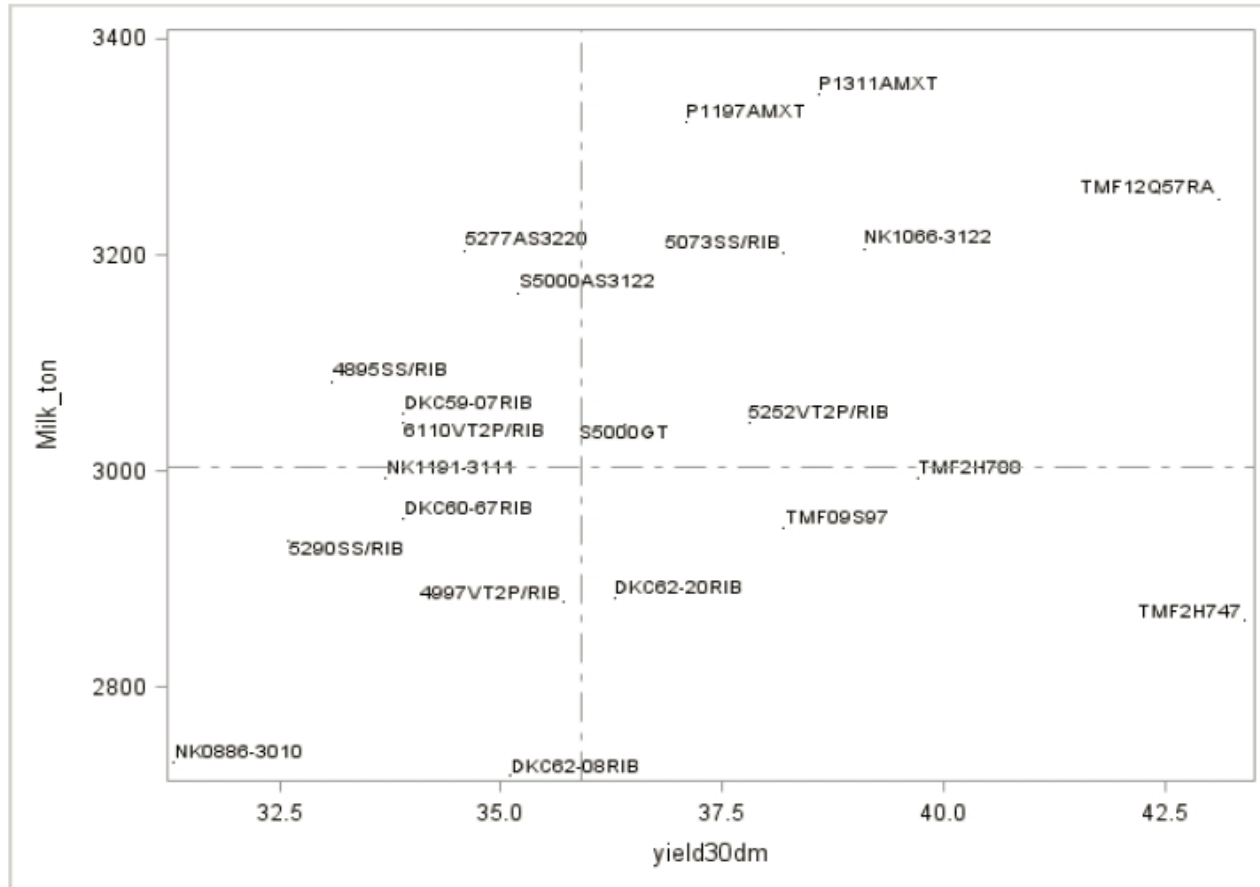


CORN SILAGE

Answer Plot[®]
 By WINFIELD
 UNITED
 YIELD REPORT 2018

Relationship Between Yield and Milk/Ton in the S-110 RM Trial 30,000 ppa

Janesville, WI



**WINFIELD
 UNITED**

CROPLAN
 By WINFIELD
 UNITED

Learn more about our brands at
winfieldunited.com

Results are generated from field observations and may change as additional data is gathered. Crop results are dependent on the impact of many factors beyond the control of Winfield United including without limitation, reduced performance due to weather, soil variations and may even reflect differences in agronomic practices."

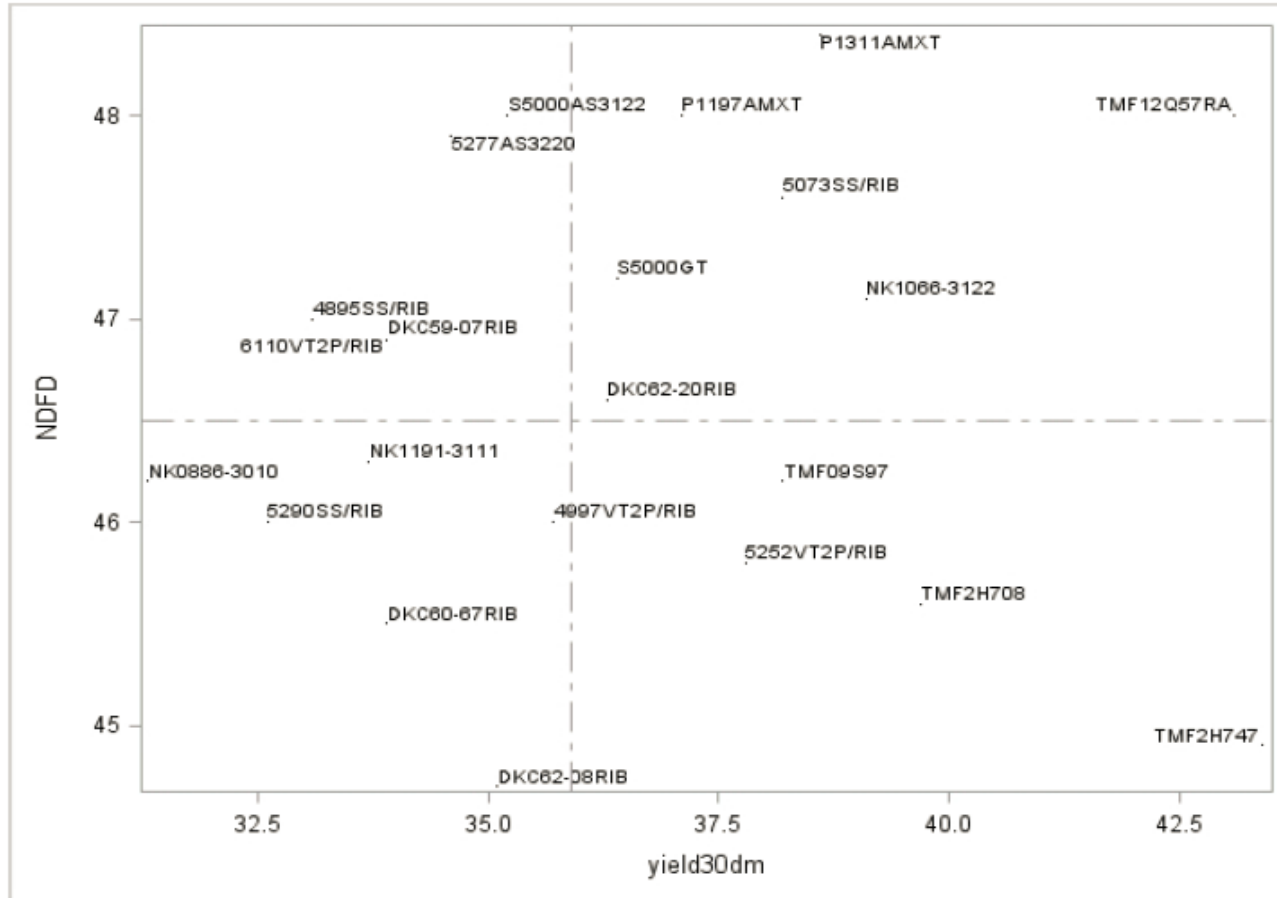
© 2018 WinField United. Answer Plot[®], CROPLAN[®] and WinField[®] are trademarks of WinField United.



CORN SILAGE

Answer Plot[®]
 By WINFIELD
 UNITED
YIELD REPORT 2018

**Relationship Between Yield and NDFD in the S-110 RM Trial 30,000 ppa
 Janesville, WI**



**WINFIELD
 UNITED**

CROPLAN
 By WINFIELD
 UNITED

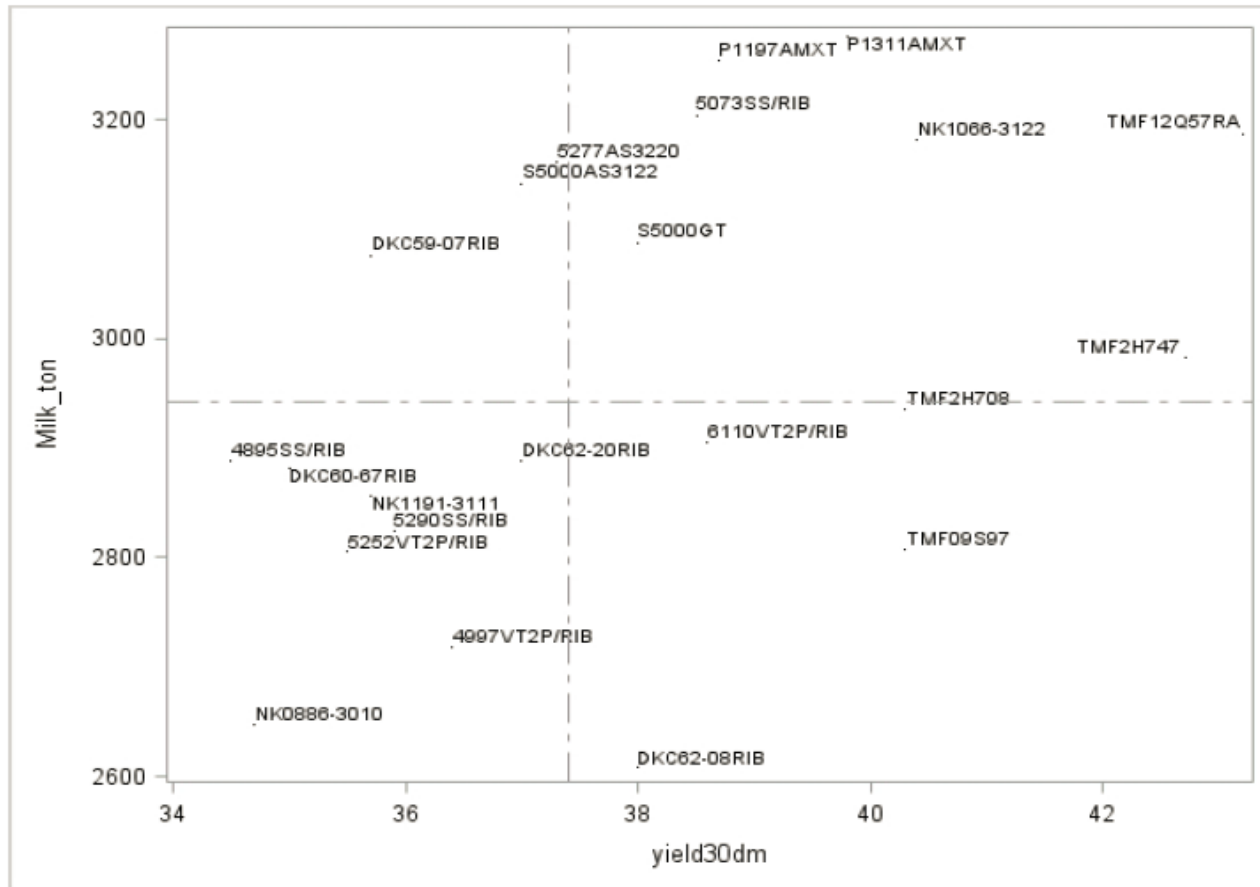
Learn more about our brands at
winfieldunited.com

Results are generated from field observations and may change as additional data is gathered. Crop results are dependent on the impact of many factors beyond the control of Winfield United including without limitation, reduced performance due to weather, soil variations and may even reflect differences in agronomic practices."

© 2018 WinField United. Answer Plot[®], CROPLAN[®] and WinField[®] are trademarks of WinField United.



**Relationship Between Yield and Milk/Ton in the S-110 RM Trial 38,000 ppa
Janesville, WI**



Learn more about our brands at
winfieldunited.com

Results are generated from field observations and may change as additional data is gathered. Crop results are dependent on the impact of many factors beyond the control of Winfield United including without limitation, reduced performance due to weather, soil variations and may even reflect differences in agronomic practices."

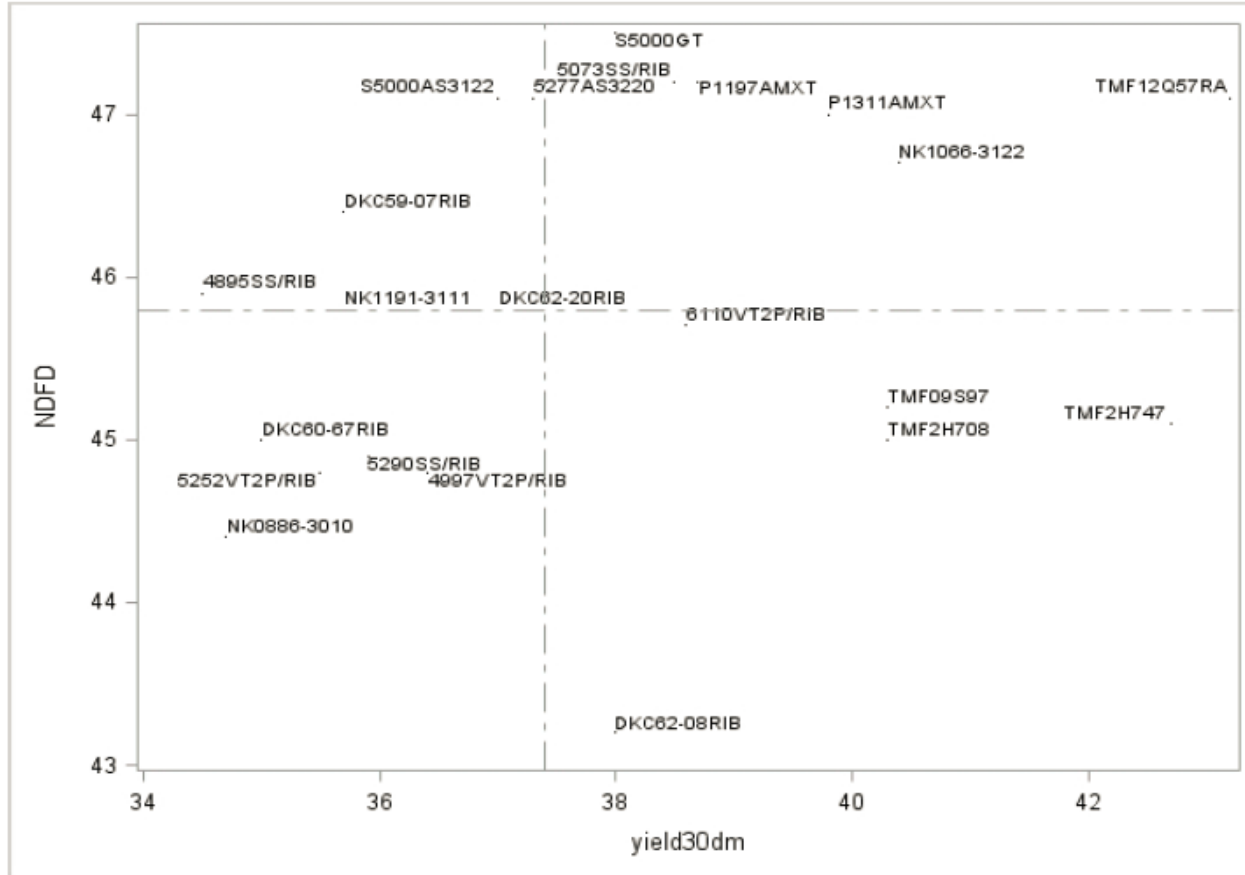
© 2018 WinField United. Answer Plot®, CROPLAN® and WinField® are trademarks of WinField United.



CORN SILAGE

Answer Plot[®]
 By WINFIELD
 UNITED
YIELD REPORT 2018

**Relationship Between Yield and NDFD in the S-110 RM Trial 38,000 ppa
 Janesville, WI**



**WINFIELD
 UNITED**

CROPLAN
 By WINFIELD
 UNITED

Learn more about our brands at
winfieldunited.com

Results are generated from field observations and may change as additional data is gathered. Crop results are dependent on the impact of many factors beyond the control of Winfield United including without limitation, reduced performance due to weather, soil variations and may even reflect differences in agronomic practices."

© 2018 WinField United. Answer Plot[®], CROPLAN[®] and WinField[®] are trademarks of WinField United.



CORN SILAGE

Answer Plot[®]
 By WINFIELD UNITED
YIELD REPORT 2018

Location: Janesville, WI																					
Trial: S-115		38,000 plants/acre										30,000 plants/acre									
Hybrid	RM	Yield30%DM tons/acre	Moisture	Milk/acre	Milk/ton	NDFD	NDF	STARCH	CP	I/VD	TDN	Yield30%DM tons/acre	Moisture	Milk/acre	Milk/ton	NDFD	NDF	STARCH	CP	I/VD	TDN
TMF14R77	114	42.2	66.8	42701	3362	48.1	38.8	36.3	7.3	81.4	72.1	40.3	67.2	41230	3407	48.7	38.5	36.7	7.2	81.2	72.7
TMF17L86	117	41.9	66.5	41660	3320	48.5	39.5	36.0	7.2	80.9	71.8	40.5	66.0	39974	3304	48.2	39.1	36.2	7.2	81.2	71.5
TMF17W95	117	41.8	65.7	40604	3237	47.1	39.8	36.0	7.2	81.3	70.5	44.1	65.1	43574	3288	47.2	38.0	37.7	7.1	82.1	70.9
DKC64-34	114	41.8	60.3	37507	2988	45.9	36.9	41.4	7.0	83.1	67.1	37.9	62.8	35872	3147	47.2	37.5	40.1	7.2	82.4	69.3
DKC68-26	118	41.6	61.8	38733	3099	46.3	36.8	40.8	7.1	83.0	68.4	37.3	62.6	35250	3162	47.3	37.1	40.5	7.3	82.5	69.4
TMF16S87	116	41.1	68.6	41715	3392	48.7	39.7	34.6	7.5	80.7	72.6	38.2	68.3	38910	3376	50.0	39.7	35.1	7.6	80.1	72.5
P1311AMXT	113	40.9	64.8	40744	3312	47.3	36.9	39.6	7.4	82.6	71.1	37.4	65.2	37304	3320	47.7	37.4	38.8	7.4	82.2	71.3
5335VT2P/RIB	113	40.6	58.5	34982	2868	46.1	37.0	42.2	7.0	83.0	65.6	36.6	58.5	31552	2883	46.3	36.8	42.1	6.9	83.0	65.8
S5700VT2P/RIB	117	39.1	63.7	37376	3181	47.5	38.4	38.8	7.3	81.8	69.8	38.0	62.7	36033	3161	47.5	37.2	40.2	7.3	82.4	69.4
5370SS/RIB	113	39.0	61.4	35623	3044	46.1	37.1	40.8	7.1	82.9	67.9	36.2	62.4	34084	3141	47.3	36.9	41.1	7.3	82.6	69.2
5370VT2P/RIB	113	39.0	58.0	33337	2847	45.9	36.6	42.2	7.1	83.2	65.3	36.6	60.1	32662	2985	47.0	36.9	41.5	7.1	82.7	67.2
5335SS/RIB	113	39.0	57.8	32473	2778	45.3	38.3	41.1	7.1	82.7	64.3	38.0	59.7	33587	2945	45.9	37.0	41.6	7.0	83.1	66.5
5678SS/RIB	116	38.8	62.4	35698	3061	45.8	38.5	38.8	7.3	82.4	68.1	39.3	62.0	36282	3074	45.8	37.4	39.9	7.3	82.9	68.2
5789VT2P/RIB	117	38.8	60.1	34566	2966	46.0	37.1	41.3	6.9	83.0	66.9	38.3	60.8	34896	3036	46.9	36.8	41.5	7.1	82.8	67.8
DKC66-29	116	38.7	61.5	34365	2969	45.8	39.1	38.7	7.1	82.1	67.1	35.7	63.2	33244	3107	46.9	38.9	38.7	7.2	81.7	69.0
NK1584-3000GT	115	38.7	63.6	36817	3174	47.2	38.3	38.9	7.0	82.0	69.7	37.0	63.9	35876	3232	48.2	38.0	39.4	7.1	81.8	70.4
DKC66-74	116	38.6	59.5	33792	2926	46.3	37.5	41.0	7.2	82.6	66.3	39.9	58.2	33869	2837	45.4	37.6	41.1	7.0	83.0	65.1
NK1573-3110	115	38.4	57.3	32142	2783	45.0	36.8	41.6	7.3	83.5	64.4	35.1	59.6	31262	2963	46.3	36.6	41.6	7.5	83.1	66.7
5678VT2P/RIB	116	37.9	60.5	33177	2923	44.9	38.5	39.2	7.1	82.7	66.3	36.4	59.0	31045	2846	44.8	38.1	39.9	7.3	83.0	65.3
5570VT2P/RIB	115	37.0	62.7	34831	3138	46.5	37.1	40.4	7.2	82.8	69.1	35.5	62.7	33608	3157	46.9	36.8	40.4	7.2	82.8	69.3
P1449AMX	114	34.9	65.7	34704	3322	49.5	39.3	36.7	7.6	80.6	71.8	34.6	65.1	34274	3312	49.5	38.7	37.4	7.6	80.9	71.6
P1443AM	114	34.8	59.2	30547	2923	45.7	36.6	41.7	7.3	83.3	66.2	35.8	59.2	31574	2939	46.3	36.5	41.6	7.3	83.2	66.5
Mn		39	61.7	35729	3051	46.4	37.8	39.7	7.2	82.5	67.9	37.4	62.3	34972	3115	47	37.5	39.8	7.2	82.4	68.8
LSD(.10)		2.2	2.4	2550	145	1.1	0.9	1.6	0.1	0.7	2	2.5	2.4	2544	142	1	1	1.6	0.2	0.7	1.9
CVErr		3.34	2.25	4.195	2.786	1.45	1.43	2.32	1.01	0.49	1.69	3.86	2.28	4.277	2.679	1.29	1.52	2.42	1.38	0.54	1.66



Learn more about our brands at
winfieldunited.com

Results are generated from field observations and may change as additional data is gathered. Crop results are dependent on the impact of many factors beyond the control of WinField United including without limitation, reduced performance due to weather, soil variations and may even reflect differences in agronomic practices."

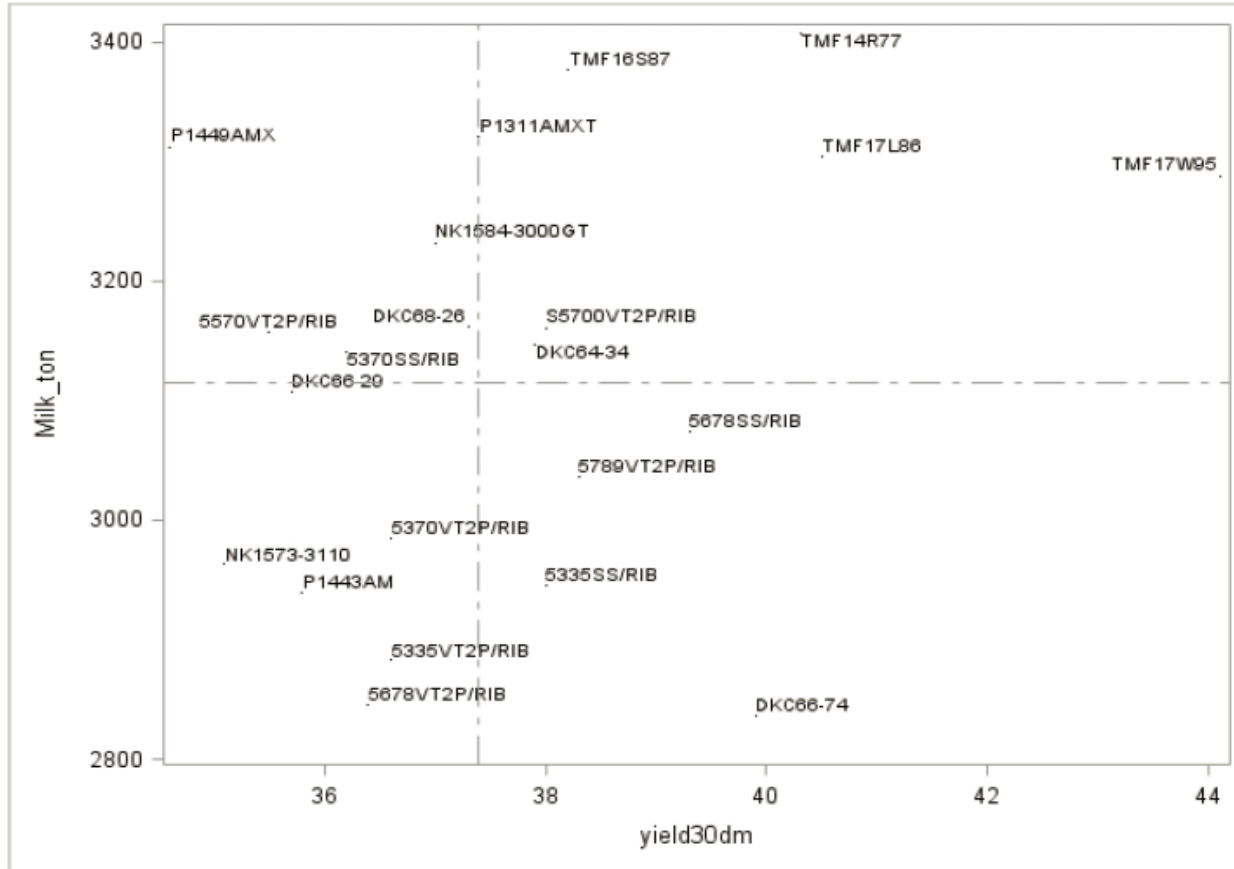
© 2018 WinField United. Answer Plot[®], CROPLAN[®] and WinField[®] are trademarks of WinField United.



CORN SILAGE

Answer Plot[®]
 By WINFIELD
 UNITED
 YIELD REPORT 2018

**Relationship Between Yield and Milk/Ton in the S-115 RM Trial 30,000 ppa
 Janesville, WI**



**WINFIELD
 UNITED**

CROPLAN
 By WINFIELD
 UNITED

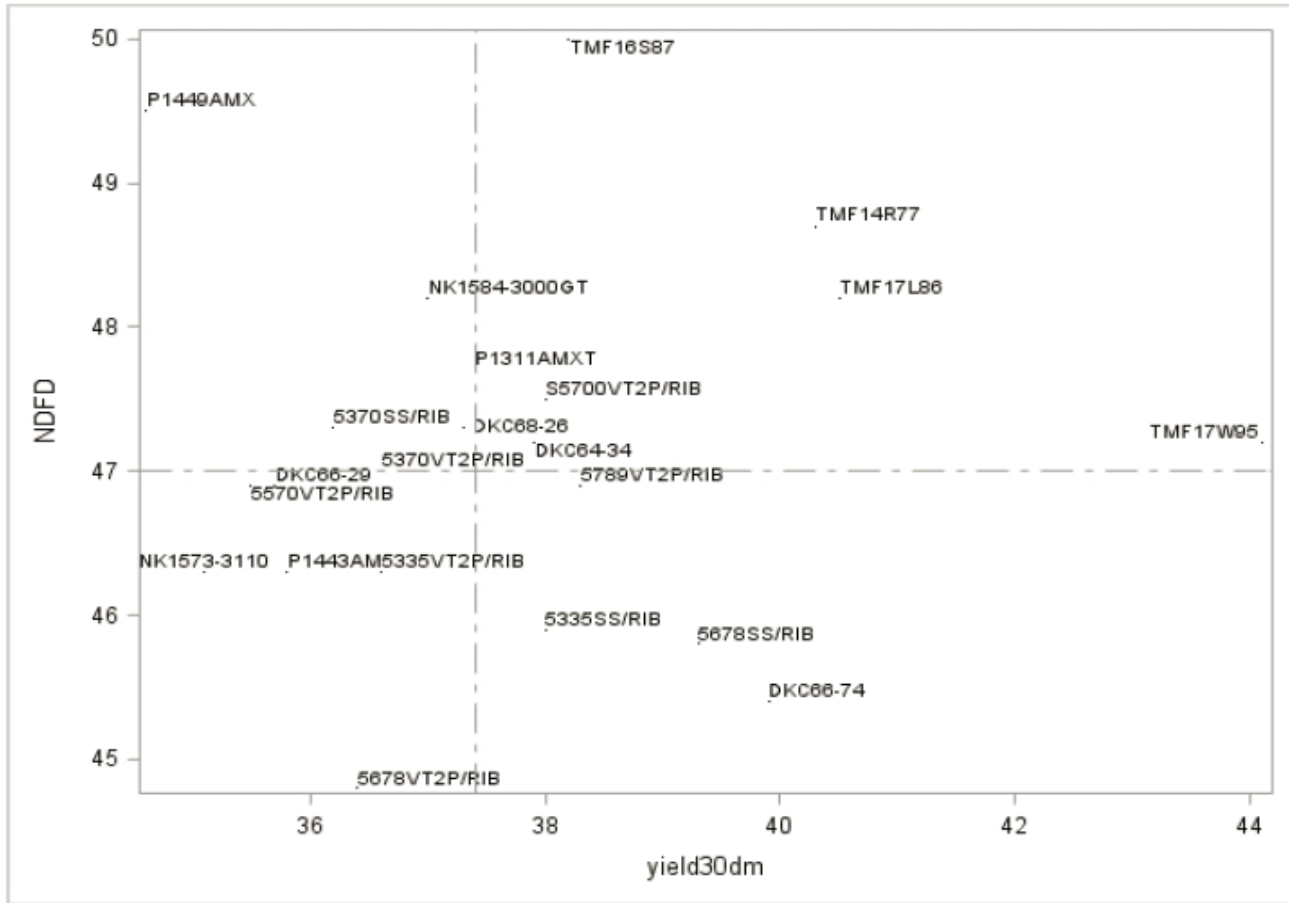
Learn more about our brands at
winfieldunited.com

Results are generated from field observations and may change as additional data is gathered. Crop results are dependent on the impact of many factors beyond the control of Winfield United including without limitation, reduced performance due to weather, soil variations and may even reflect differences in agronomic practices."

© 2018 WinField United. Answer Plot[®], CROPLAN[®] and WinField[®] are trademarks of WinField United.



**Relationship Between Yield and NDFD in the S-115 RM Trial 30,000 ppa
Janesville, WI**



Learn more about our brands at winfieldunited.com

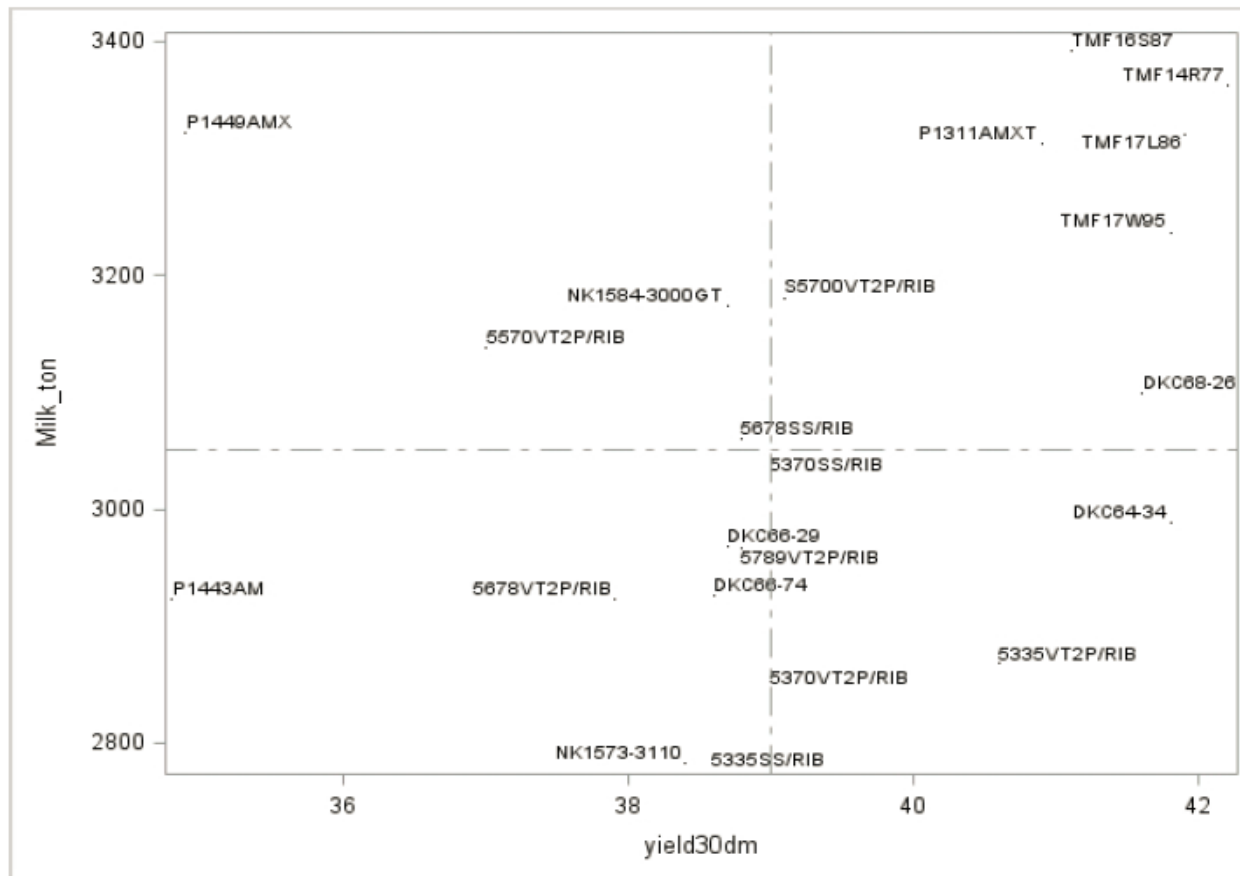
Results are generated from field observations and may change as additional data is gathered. Crop results are dependent on the impact of many factors beyond the control of Winfield United including without limitation, reduced performance due to weather, soil variations and may even reflect differences in agronomic practices."

© 2018 WinField United. Answer Plot®, CROPLAN® and WinField® are trademarks of WinField United.



Relationship Between Yield and Milk/Ton in the S-115 RM Trial 38,000 ppa

Janesville, WI



Learn more about our brands at winfieldunited.com

Results are generated from field observations and may change as additional data is gathered. Crop results are dependent on the impact of many factors beyond the control of WinField United including without limitation, reduced performance due to weather, soil variations and may even reflect differences in agronomic practices."

© 2018 WinField United. Answer Plot®, CROPLAN® and WinField® are trademarks of WinField United.

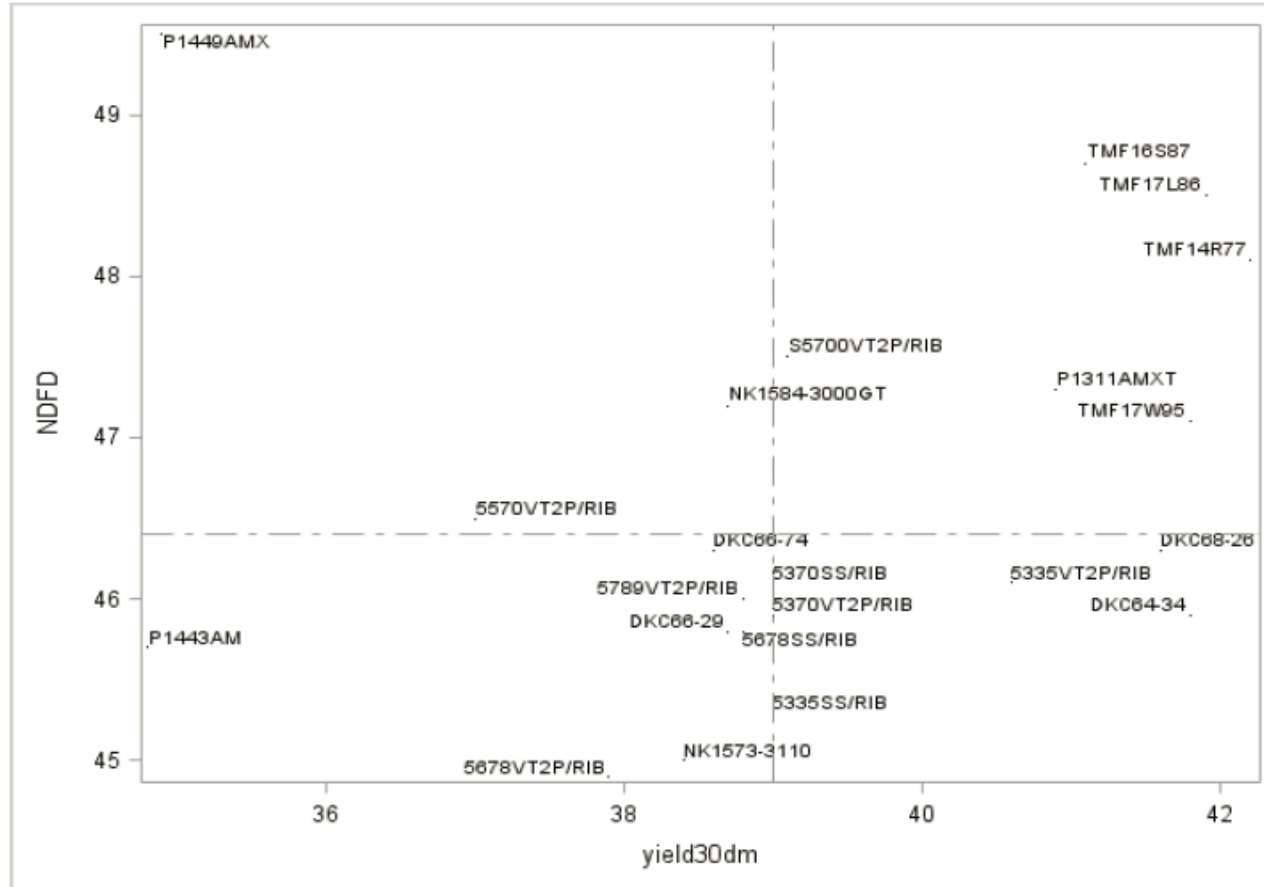


CORN SILAGE

Answer Plot[®]
 By WINFIELD
 UNITED
YIELD REPORT 2018

Relationship Between Yield and NDFD in the S-115 RM Trial 38,000 ppa

Janesville, WI



WINFIELD[®]
UNITED

CROPLAN[®]
 By WINFIELD
 UNITED

Learn more about our brands at
winfieldunited.com

Results are generated from field observations and may change as additional data is gathered. Crop results are dependent on the impact of many factors beyond the control of Winfield United including without limitation, reduced performance due to weather, soil variations and may even reflect differences in agronomic practices."

© 2018 WinField United. Answer Plot[®], CROPLAN[®] and WinField[®] are trademarks of WinField United.



Answer Plot[®]
 By WINFIELD
 UNITED
YIELD REPORT 2018

Variety	BU/ACRE Mn	Moisture	TWT	\$/Acre
P22T73R	90.2	13.2	55.7	721.23
P19A14X	88.9	13.2	55.6	711.11
RX2350	86.8	13.2	55.7	694.09
P21A28X	84.0	13.0	55.9	672.02
P20T79R2	83.8	12.7	56.1	670.01
P19T39R2	82.6	13.1	55.7	660.96
R2C2050	82.3	12.9	56.0	658.38
RX2147	81.4	13.2	55.7	651.05
RX1960	81.3	13.1	55.7	650.58
RX2150	80.8	12.9	55.9	646.59
AG20X9	80.4	13.2	55.7	642.92
R2C2200	80.2	13.0	55.9	641.99
R2C2124	79.8	13.1	55.7	638.40
S20-J5X	79.5	12.7	56.2	636.33
RX1827	78.9	12.9	56.0	630.91
P22T69R	78.7	12.8	56.1	629.98
R2C2025	77.3	13.0	55.9	618.08
AG21X7	77.1	12.9	56.0	616.71
AG22X9	76.8	13.0	55.9	614.59
RX2128	76.6	12.9	55.9	612.60
RX2228	75.9	13.2	55.8	607.25
RX2300	75.5	13.2	55.6	604.13
AG21X9	75.0	12.9	55.9	600.28
S21-W8X	74.7	12.7	56.1	597.65
R2C1950	74.2	13.0	55.9	593.90
S20-T6	70.3	12.8	56.0	562.45
P22T24X	65.6	13.1	55.9	525.33
Mn	79.8	13.0	55.9	638.17
CVErr	10.377	1.864	0.386	10.381
LSD(.10)	14.1	0.4	0.4	112.44
#Reps	2	2	2	2

\$/Acre Assumptions = \$8.00/Bushel Selling Price



Learn more about our brands at
winfieldunited.com

Results are generated from field observations and may change as additional data is gathered. Crop results are dependent on the impact of many factors beyond the control of WinField United including without limitation, reduced performance due to weather, soil variations and may even reflect differences in agronomic practices."

© 2018 WinField United. Answer Plot[®], CROPLAN[®] and WinField[®] are trademarks of WinField United.



Answer Plot[®]
 By WINFIELD
 UNITED
YIELD REPORT 2018

11/1/2018	Location: Janesville-WI	Trial: SPT-24			
Variety	BU/ACRE Mn	Moisture	TWT	\$/Acre	
RX2400	89.7	13.4	55.6	717.32	
R2T2440	88.1	13.2	55.7	704.96	
P25A70R	87.9	13.1	55.8	703.55	
R2T2500	85.7	13.0	55.8	685.72	
S25-B6X	84.7	13.2	55.7	677.33	
P24A80X	84.1	13.4	55.5	673.15	
RX2300	82.4	13.4	55.6	659.28	
R2C2450	82.3	13.2	55.7	658.68	
AG24X7	82.0	13.3	55.7	655.95	
RX2350	81.8	13.0	55.9	654.01	
RX2538	81.2	13.0	55.9	649.22	
RX2560	79.9	13.2	55.8	639.03	
AG26X8	79.3	13.0	55.8	634.44	
R2C2200	79.3	13.1	55.8	634.49	
R2C2674	78.5	13.5	55.3	628.03	
AG23X9	76.7	13.0	55.9	613.23	
P24A99X	76.2	13.3	55.6	609.77	
AG25X9	73.8	13.1	55.9	590.49	
AG22X9	73.2	13.0	55.8	585.60	
S24-A5X	73.0	12.8	56.1	583.70	
AG24X9	73.0	13.0	55.9	583.65	
Mn	80.2	13.2	55.7	641.78	
CVErr	8.622	2.090	0.588	8.619	
LSD(.10)	11.7	0.5	0.6	93.89	
#Reps	2	2	2	2	

\$/Acre Assumptions = \$8.00/Bushel Selling Price



Learn more about our brands at
winfieldunited.com

Results are generated from field observations and may change as additional data is gathered. Crop results are dependent on the impact of many factors beyond the control of Winfield United including without limitation, reduced performance due to weather, soil variations and may even reflect differences in agronomic practices."

© 2018 WinField United. Answer Plot[®], CROPLAN[®] and WinField[®] are trademarks of WinField United.



Answer Plot[®]
 By WINFIELD
 UNITED
YIELD REPORT 2018

11/1/2018	Location: Janesville-WI	Trial: SPT-28			
Variety	BU/ACRE Mn	Moisture	TWT	\$/Acre	
P27T47R	91.7	12.9	56.1	733.75	
P27T59R	89.2	13.8	54.8	714.00	
RX2538	87.5	12.8	56.2	700.04	
RX2560	84.6	13.3	55.7	677.04	
S27-M8X	83.9	13.1	55.9	671.06	
AG30X9	83.7	13.4	55.7	669.74	
R2C2810	81.2	13.6	55.5	649.37	
P28T08R	80.8	13.3	55.7	646.75	
AG29X8	79.3	13.2	55.8	634.11	
RX2700	78.8	13.3	55.7	630.27	
AG26X8	78.3	13.2	55.7	626.54	
S29-K3X	77.8	13.3	55.6	622.26	
R2C2674	77.7	13.1	55.9	621.85	
S30-M9X	77.5	13.3	55.7	619.97	
RX2710	77.1	13.4	55.7	616.53	
AG28X9	76.9	13.3	55.7	615.08	
RX2910	76.0	13.1	55.8	608.35	
AG27X9	74.8	13.3	55.6	598.36	
P28T71X	72.8	13.5	55.5	582.41	
AG29X9	71.2	13.2	55.8	569.78	
Mn	79.0	13.2	55.7	631.93	
CVErr	8.081	2.274	0.586	8.081	
LSD(.10)	10.8	0.5	0.6	86.68	
#Reps	2	2	2	2	

\$/Acre Assumptions = \$8.00/Bushel Selling Price



Learn more about our brands at
winfieldunited.com

Results are generated from field observations and may change as additional data is gathered. Crop results are dependent on the impact of many factors beyond the control of Winfield United including without limitation, reduced performance due to weather, soil variations and may even reflect differences in agronomic practices."

© 2018 WinField United. Answer Plot[®], CROPLAN[®] and WinField[®] are trademarks of WinField United.