



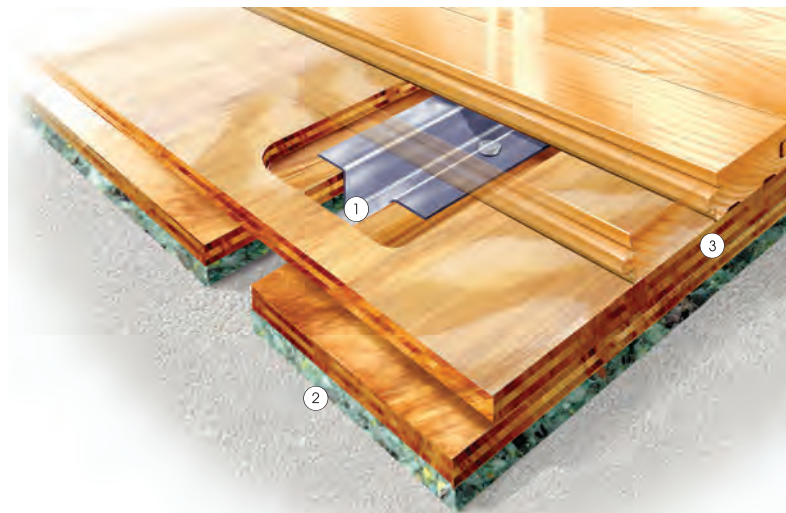
S-CHANNEL™

**FIXED
RESILIENT**
○○○
S-CHANNEL

FIXED RESILIENT

SYSTEM FEATURES AND BENEFITS

A sport floor system providing the stability of an anchored floor with the uniform resiliency of a floating system, consisting in general of a vapor barrier, blanket pad, steel channel, steel anchors, wood subflooring, maple flooring, sanding, sealers, finishes, game lines and wall base.



- ① Heavy-duty, buckle resistant steel channel provides great resistance to pin pull through and upward pressure
- ② Rebonded open cell flexible polyurethane foam blanket
- ③ Two layers APA rated plywood sheathing

SPECIFICATIONS

MANUFACTURING

ISO 9001:2008
CERTIFIED

U.S. PATENT

Pending

SYSTEM TYPE

Fixed Resilient

ANCHORAGE

Sectional Channel
(Design Group 2)

SUBFLOOR CONSTRUCTION

Plywood Panel

RESILIENCE

Foam Blanket

RECYCLED CONTRIBUTION



S-Channel subfloor system includes components with recycled content

SLAB DEPRESSION

25/32" (20 mm) flooring - 2" (51 mm)
33/32" (26 mm) flooring - 2 1/4" (57 mm)

DIN STATUS



D-I-N

Meets or exceeds all the requirements of DIN 18032, part 2, 2001

TESTING LABORATORY



United States Sports Surfacing Laboratory

CERTIFIED TESTING



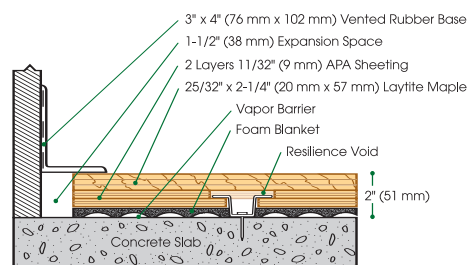
Laboratory test equipment calibrated and certified through the ISSS

GREEN STATUS

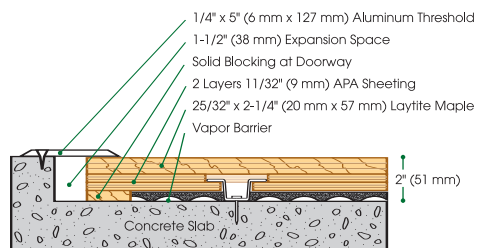


Managed forests, certification available

WALL BASE DETAIL



THRESHOLD DETAIL (optional accessory)



EQUIPMENT Detail (optional accessory)

