


10" Side Ported In Wall Subwoofer

Small Aperture Series

Key Features:

- 10 inch low profile subwoofer driver for slim in wall design
- Bandpass box design for optimal bass tuning.
- Small Aperture for minimal visibility



Applications:

- Home theater/audio
- Marine audio
- Low visibility distributed audio systems

The James Loudspeaker 101SA-6 is an in-wall subwoofer designed to be concealed from view. Like all speakers in the SA series a small opening in the wall or ceiling is the only visible portion of the speaker giving the series its name: Small Aperture.

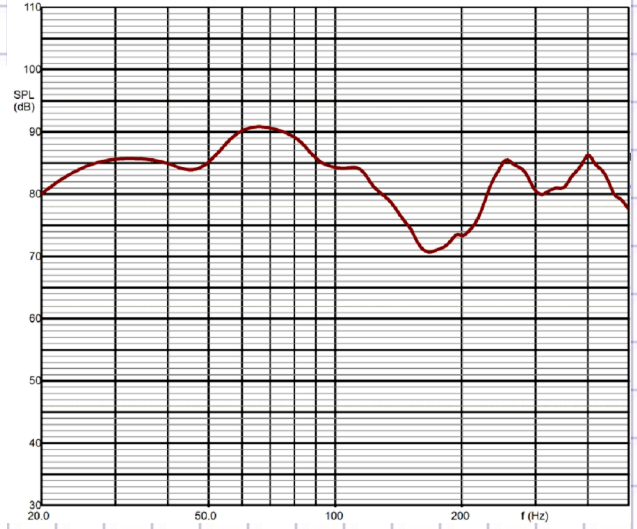
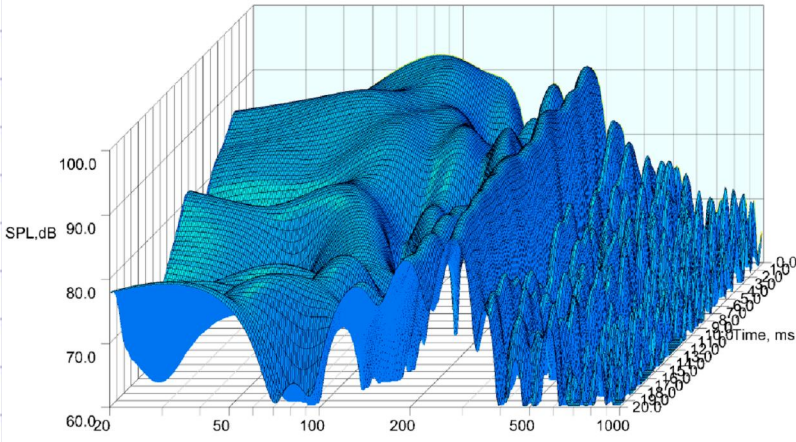
The SA Series shallow depth in-wall subwoofer features a 5.38 enclosure with a double-gang opening bass port. James Loudspeaker proprietary woofer design promises high power handling and low distortion to deliver audiophile-quality where it counts. The 5-inch depth allows the speaker to be placed within 2x6in-studded walls and be concealed by drywall, while a 4x4 inch grille is the only visible portion of the speaker

Combined with a high output 10" (254mm) honeycomb aluminum woofer and an all new band pass cabinet design, the 101SA-6 has an impressive 89dB sensitivity with bass down to below 33Hz. When combined with our M1000 DSP amplifier, this unit delivers over 350W of pure subsonic audio performance.

The sealed cabinet design features all aircraft aluminum construction for strength, sonic performance and suitability for outdoor/marine applications. A stainless steel grille provides a subdued visual effect, designed to be as unobtrusive as possible.

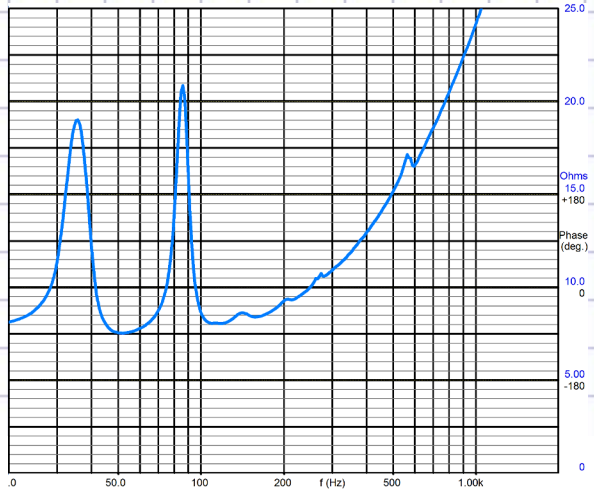
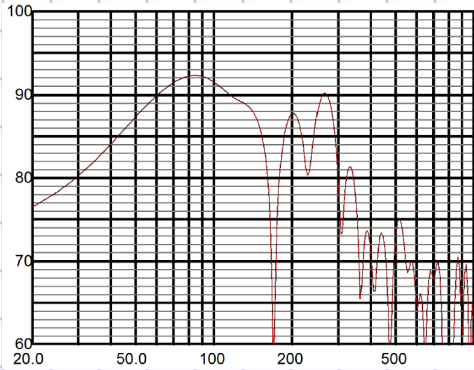
| | |
|--|---|
| System Type | 10 -wall Subwoofer |
| Frequency Range | 30-300Hz |
| Recommended Crossover Frequency | 80Hz Low-pass - 24dB/octave |
| Power Rating (continuous/program/peak) | 100W/200W/350W |
| Sensitivity (2.83V @ 1m) | 91dB |
| Max SPL | 111dB |
| Nominal Impedance | 8ohm |
| Low Frequency Driver | 10 (mm) James Loudspeaker Proprietary low profile subwoofer (2.7in/68.58mm depth) |
| Input Connectors | Spring Loaded 2 Prong |
| Mounting | Aluminum Bracket Mount |
| Dimensions (HxWxD) | (50x12x5.375) in (1270x304.8 x136.53) mm |
| Net weight | 52.4lbs/23.77 kg |
| Grille Dimensions (HxWxD) | (4.09x4.09x.5) in (103.9x103.9x12.7) mm |
| Grille Finishes | White Gloss or Preference |

10" Side Ported In Wall Subwoofer



Waterfall Graph

SPL-Response



Impedance

Drawing of 101SA-6 with Side Port

