



2012 Texas State IDPA Championship  
**Stage 1**  
Limited Weak-Strong Around Cover  
Course Design: Don Perkins, Cody Ray



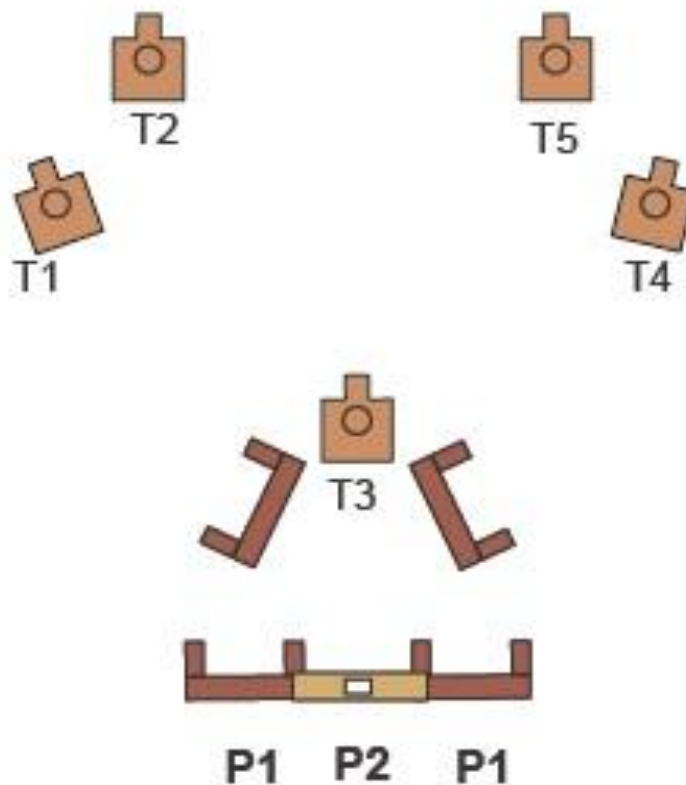
**STARTING POSITION:** Gun with 6 rounds, 2<sup>nd</sup> mag with 6 rounds, 3<sup>rd</sup> mag at division capacity. Contact distance from barricade at P1, centered on right or left barricade, gun in weak hand at low ready.

**SCORING:** LIMITED Vickers, 15 Rounds  
**TARGETS:** IDPA 3'-4' in height  
**SCORED HITS:** best 3 on paper.

**STAGE PROCEDURE:**

Engage T1 & T2 (or T4 & T5) using cover, weak handed, in tactical priority, barricade order. Engage remaining targets strong handed and free style - T3 through the port, T4 & T5 (or T1 & T2) utilizing cover. Strong hand must be used for at least one of the shooting positions.

IDPA Legal Reload behind barricade as required.





## 2012 Texas State IDPA Championship

# Stage 6

Advancing

Course Design: Don Perkins



**STARTING POSITION:** Standing facing barrel at P1, gun loaded to division capacity in holster, hands touching "X" on barrel.

**SCORING:** Vickers, 17 Rounds

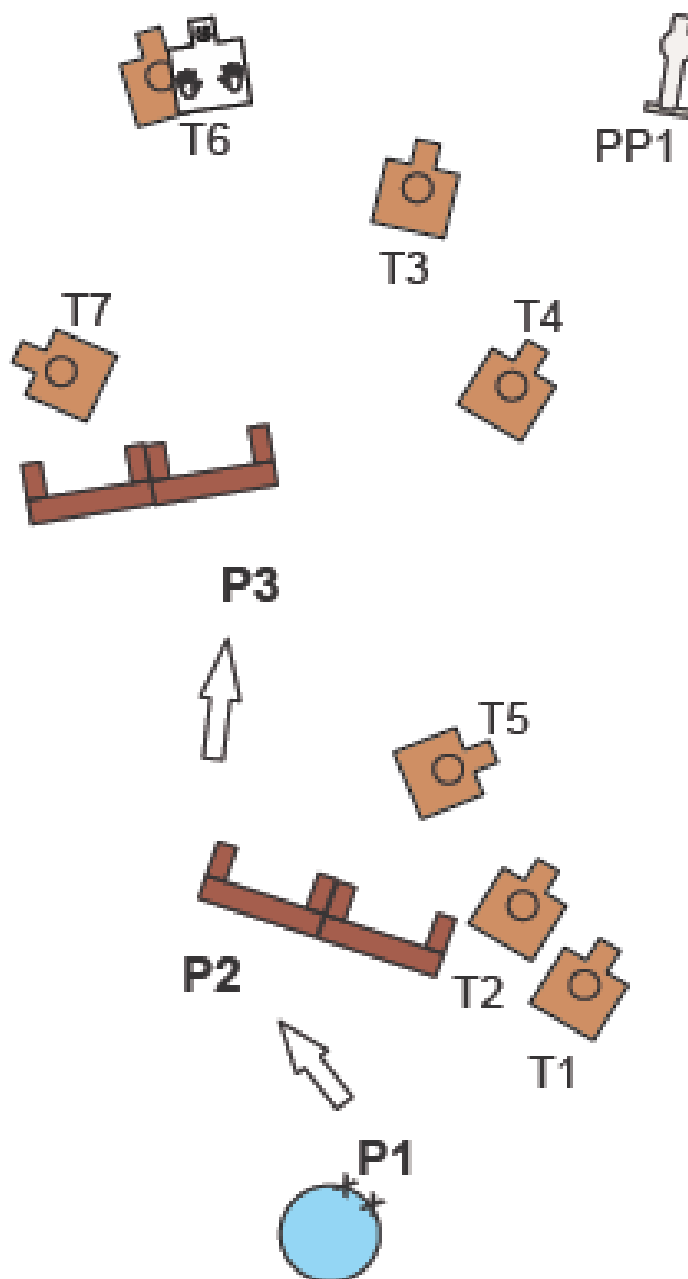
**TARGETS:** IDPA 4'-6' in height, 2'-4' steel poppers.

**SCORED HITS:** T1&T2 best 3 per paper, T3-T7 best 2 on paper, steel must fall

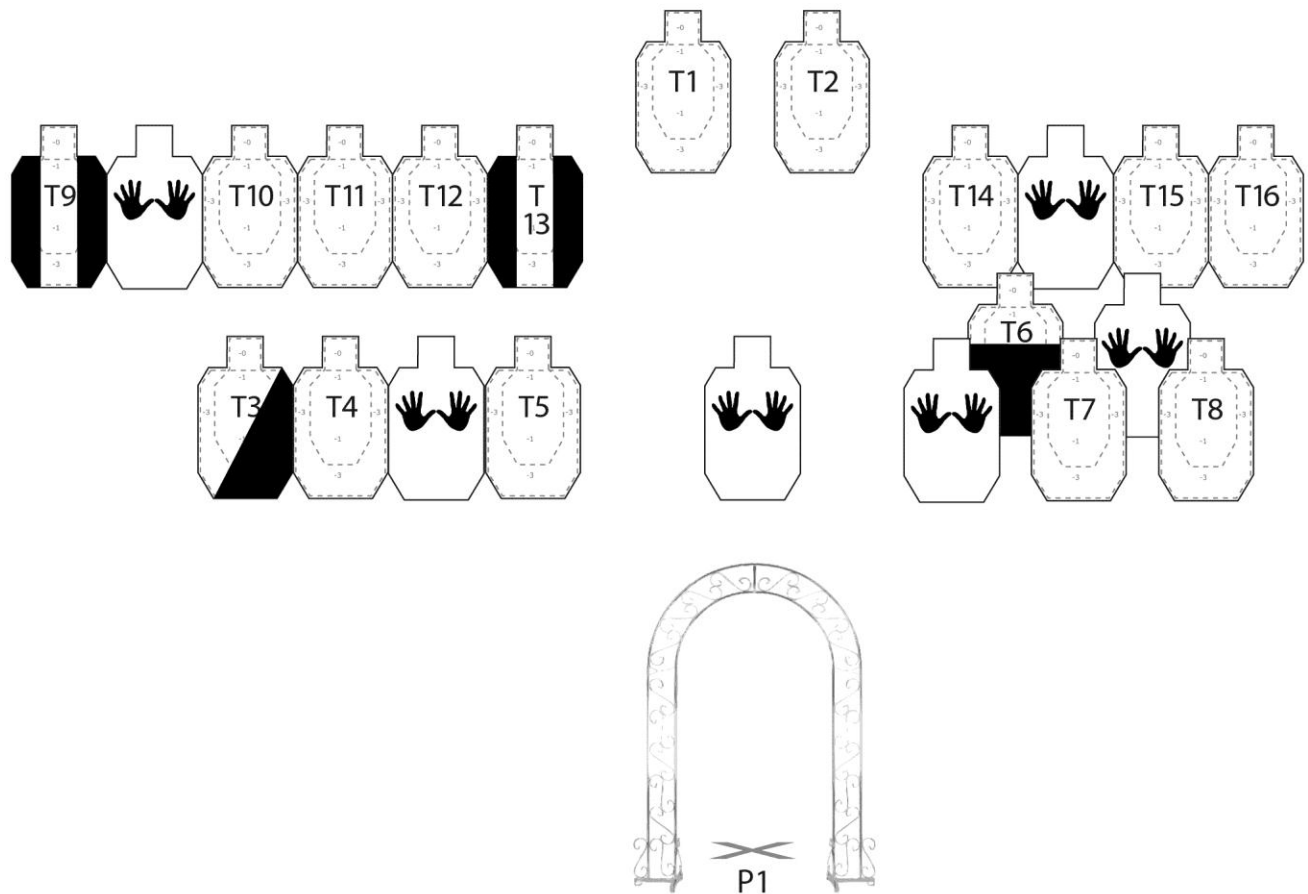
**STAGE PROCEDURE:** Turn, draw, and, while standing, engage T1&T2 with 3 shots each tactical sequence (1-3-2). Then move to P2 and from the left side, engage T3, T4, PP1, and T5 in barricade tactical order with 2 shots each paper, steel must fall.

Advance to P3 and from the right side engage T6 & T7 with 2 shots each in barricade tactical order.

All reloads behind cover.



## S&W Indoor Nationals Stage 2: Shotgun Wedding



**PROCEDURE:** Start standing at P1, gun loaded to division capacity and holstered.

At the signal, draw and engage T1 and T2 with one shot each while static and then proceed left or right as needed to defend the wedding party. Use Caution as there are many unarmed guests in the church. Any legal IDPA reloads are static (flat footed).

**SCORING:** Vickers

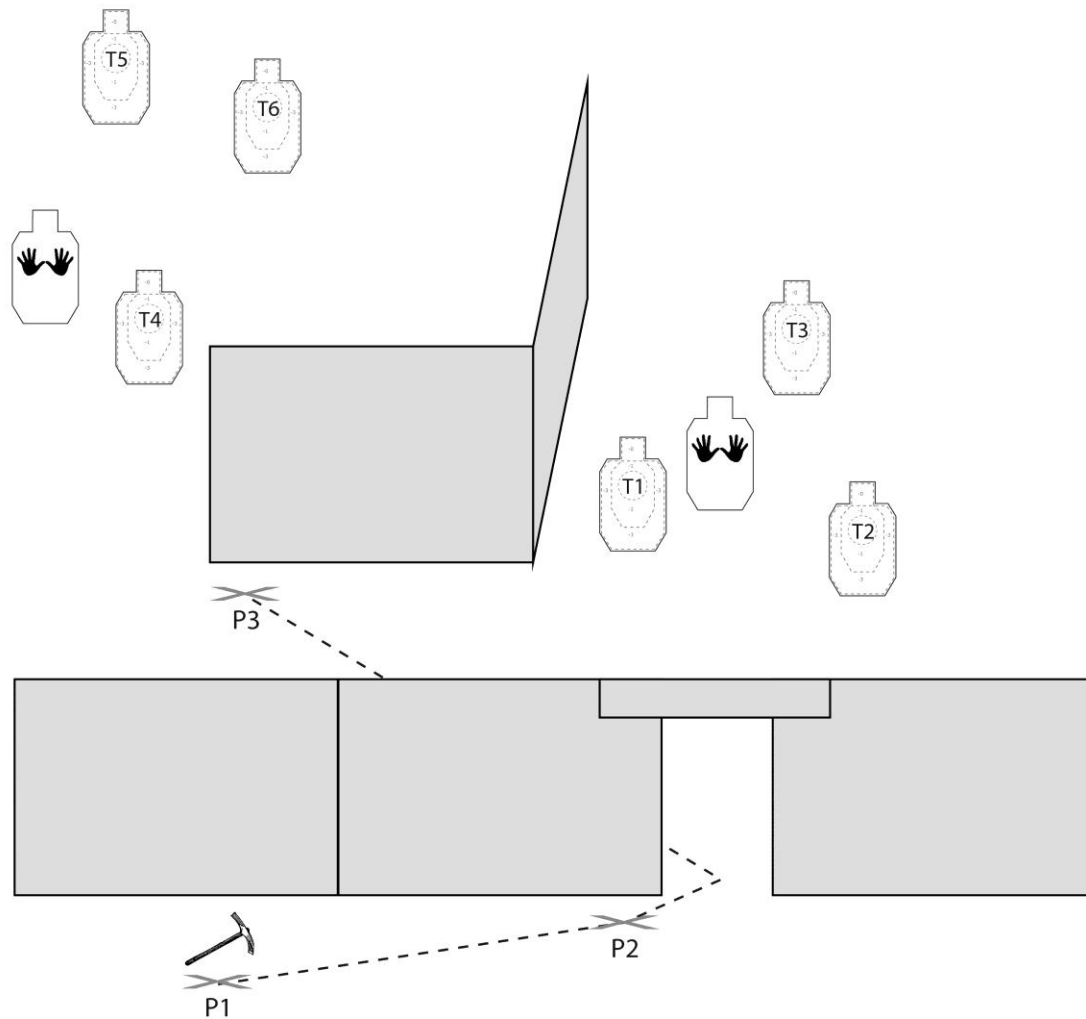
**ROUND COUNT:** 16

**TARGETS:** 16 IDPA, 6 Non-Threat

**SCORED HITS:** Best One Shot On Target

**CONCEALMENT:** Required

# S&W Indoor Nationals Stage 11: Last Chance Gold Mine



**PROCEDURE:** Start at P1 with gun loaded to division capacity, holstered, and hands on the pick axe.

At the buzzer, draw and advance to P2, using cover, engage targets with 2 body and 1 head shot each as they become visible, then advance to P3 and finish.

**SCORING:** Vickers

**ROUND COUNT:** 18

**TARGETS:** 6 IDPA, 2 Non-Threat

**SCORED HITS:** Best 2 body and 1 head on target. At least 1 round above & 1 round below the neck perf.

**CONCEALMENT:** Required

Florida State Championship 2013

**Stage # 6, Zig Zag**

Course Designer: Rick Lund

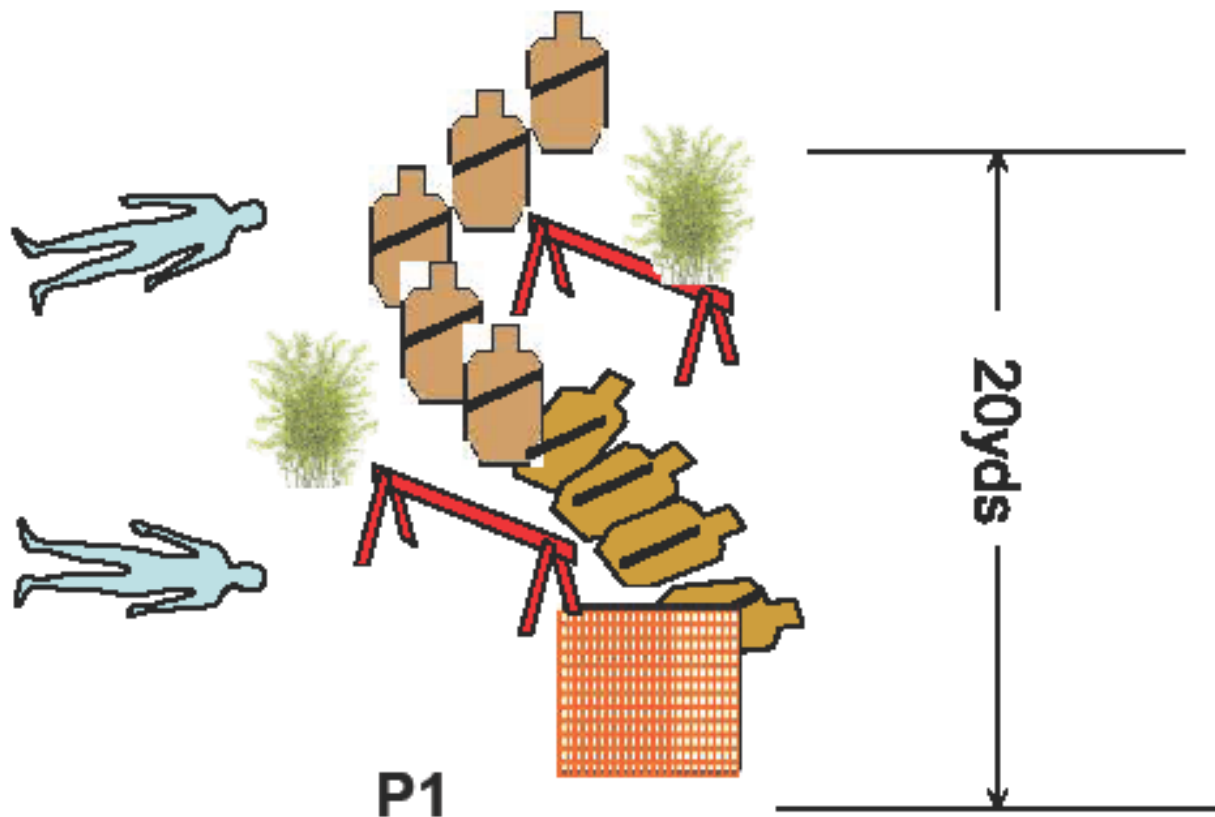
TSSA

**SCENARIO:** You are walking to your car in an isolated section of the mall parking lot when you hear people screaming and discover an active shooter running in your direction. You have no opportunity to avoid the gaze of the shooter as he is running towards you.

**START POSITION:** P1 Gun loaded to division capacity, holstered under cover garment. Holding box in front facing downrange.

**SCORING:** Vickers Count  
**TARGETS:** 9 IDPA Targets  
**SCORED HITS:** Best two per target.  
**START-STOP:** Audible – Last Shot  
**RULES:** IDPA – Latest Edition  
**Round Count:** 18

**STAGE PROCEDURE:** Upon start signal engage targets from far to near with two rounds each. When you run empty, take cover to reload then re-engage the threat using cover until the threat stops.



Florida State Championship 2013

Stage # 10

Defenze

Course Designer: David Jenkins

Hansen Range

**SCENARIO:** While leaving work you are challenged and attacked from behind.

**START POSITION:** Standing at P1 facing up range, strong hand holding cell phone to ear, weak hand holding briefcase. Gun loaded holstered and concealed.

**STAGE PROCEDURE:** On signal, turn, then engage T1&2 while moving to P2. At P2 engage remaining threat targets using available cover.

**SCORING:** Vickers Count

**TARGETS:** 5 IDPA Paper, 3 Steel Poppers

**SCORED HITS:** Best two per target, Steel until down.

**START-STOP:** Audible – Last Shot

**RULES:** IDPA – Latest Edition

**Round Count:** 12 minimum

