



# Bison Brick

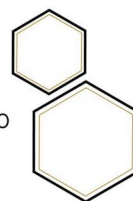
GLAZES AND SIZES  
THIRD EDITION

ambiente

EUROPEAN TILE DESIGN

400 East Pine Street, Suite 210  
Seattle, WA 98122

206-524-2113  
ambientetile.com








Above: Closeup of 2x8 Brick in glaze Pine RC-4119-A.

Left: Restaurant interior column 2x8 Brick in glaze Bronze F-1387-B.

Below: Building exterior 2x8 Brick with Base1 in glaze Matador CD-RED.








Above: Restaurant interior walls in 2x8 Brick in glaze Gloss White HW-21-A.

Right: Herringbone pattern in glaze Tide Pool HF-287-B

Below: Kitchen accent wall in 2x8 Brick in glaze Gloss White HW-21-A.







Above: Restaurant interior walls in 2x8 Brick in glaze Gloss White HW-21-A.

Left: Bisque Brick fresh out of the kiln.

Below: View into kiln during firing.







Conference room in pattern 1828HB 1 x 8 / 2 x 8  
Stacked Herringbone in glaze Waterfall HF-415.




**Hex 3x3**  
Jasperite



**Triangle 4x4**  
Gloss White / Bronze



**Clover & Star 3x3**  
Key Largo / Waterspout



**Moroccan 3x3**  
Tide Pool / Unglazed




**Hex 6x6**  
Night Sky



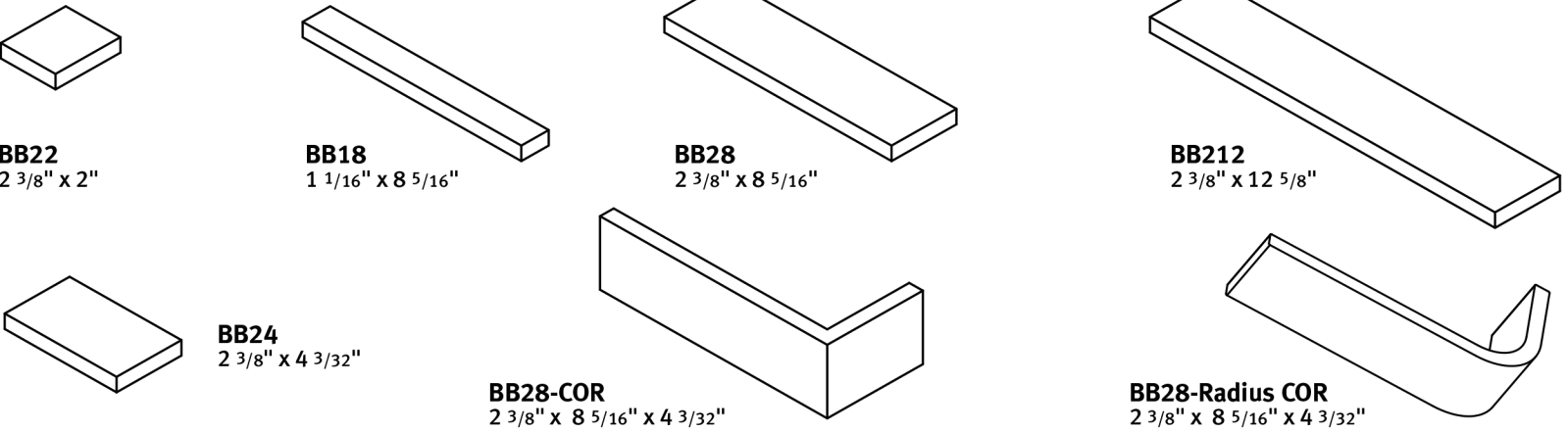
**Picket 2x8**  
Hematite



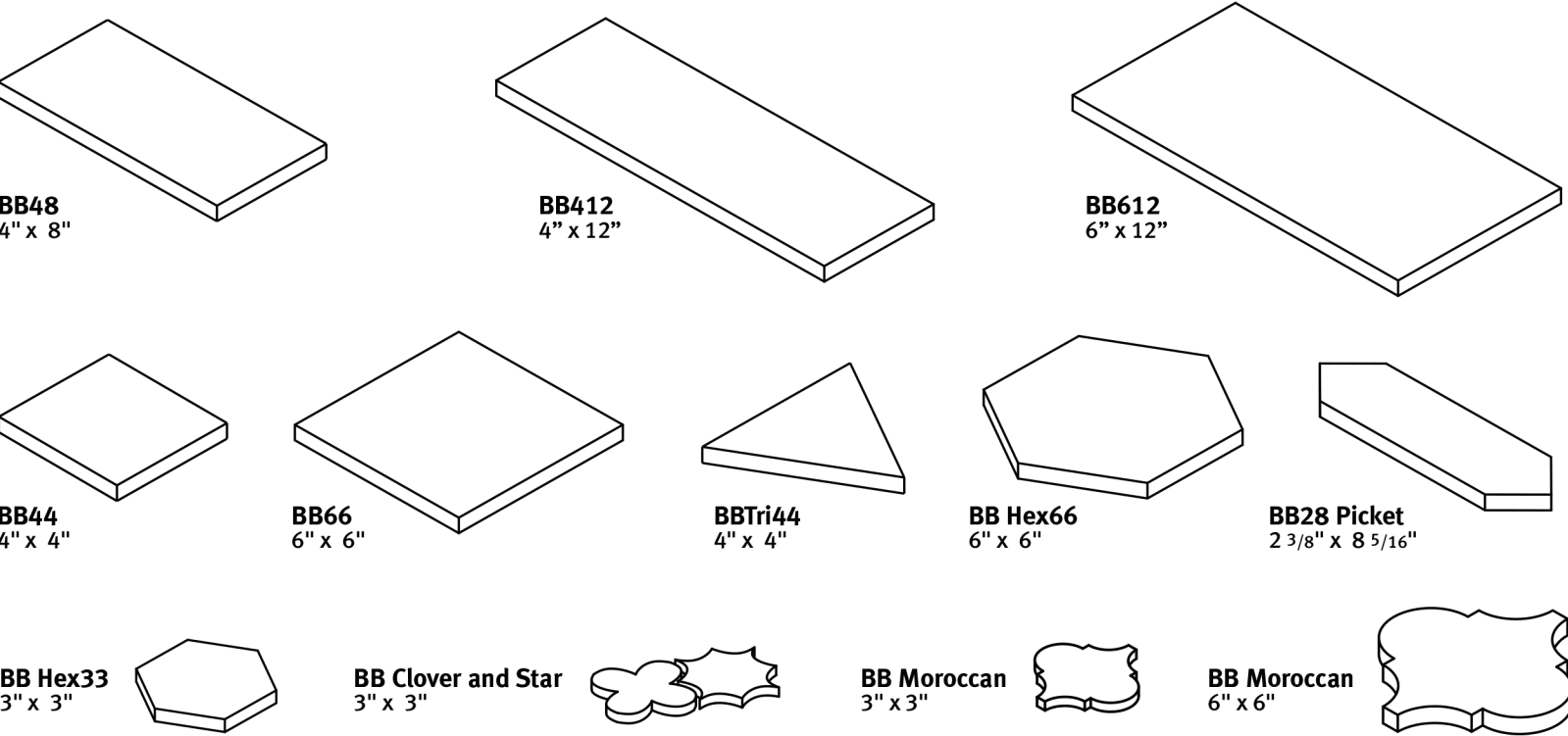
**Moroccan 6x6**  
Tide Pool



**BRICK** (bullnose and edge glazing available on long, short and adjacent edges of all flat bricks)

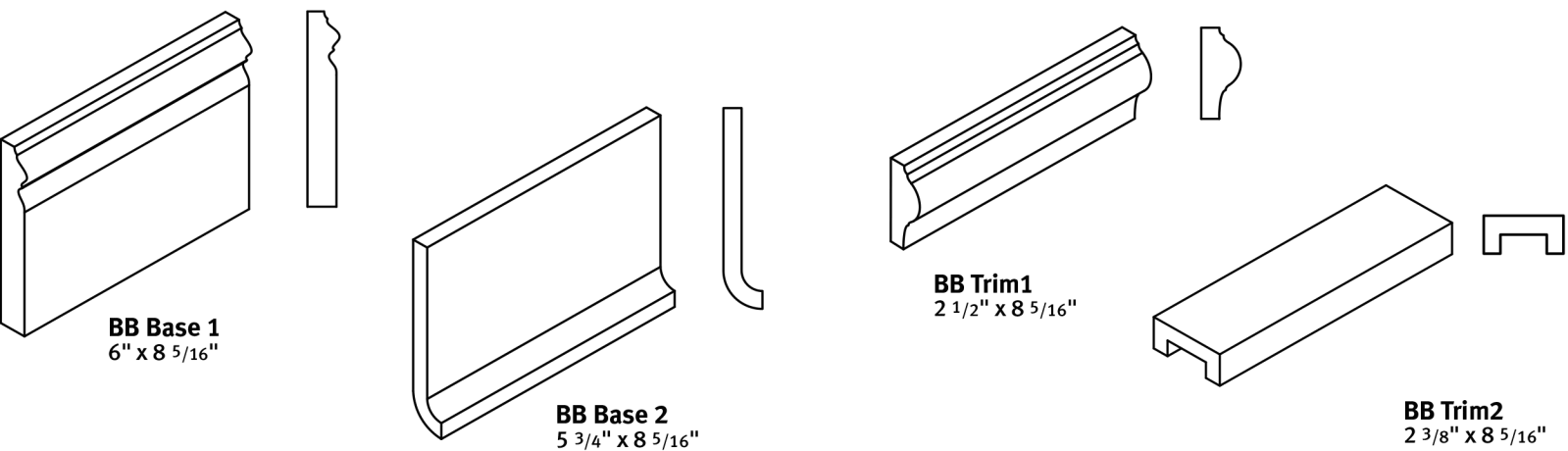


**WHOLE INCH SIZES** (bullnose and edge glazing available on long, short and adjacent edges of all flat bricks)

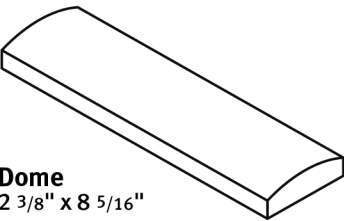


Flat bricks are 1/2" thick. Brick are sized to be installed with a 3/16" grout joint.

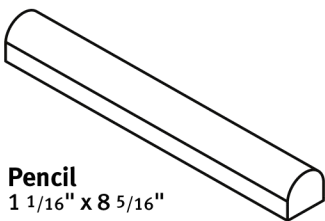
**BASE AND CAP BRICK** (trim bricks are available with Stop End and Stop and Return edge treatments)



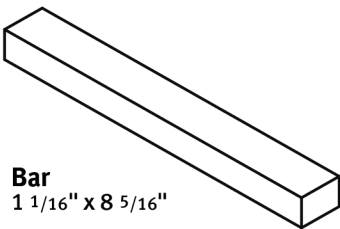
**TRIM BRICKS** (trim bricks are available with Stop End and Stop and Return edge treatments)



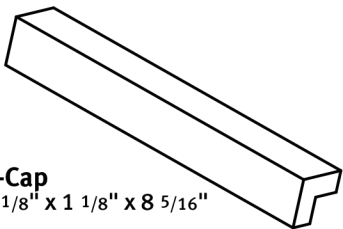
**Dome**  
2 3/8" x 8 5/16"



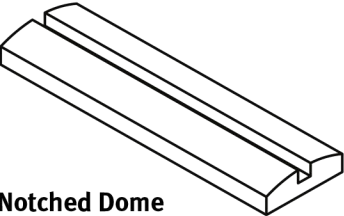
**Pencil**  
1 1/16" x 8 5/16"



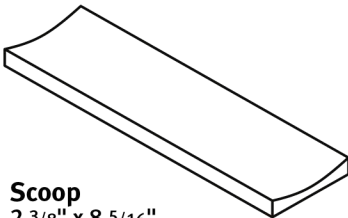
**Bar**  
1 1/16" x 8 5/16"



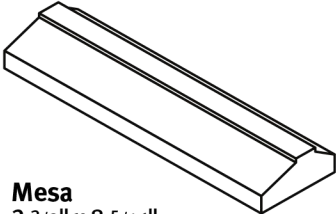
**V-Cap**  
1 1/8" x 1 1/8" x 8 5/16"



**Notched Dome**  
2 3/8" x 8 5/16"

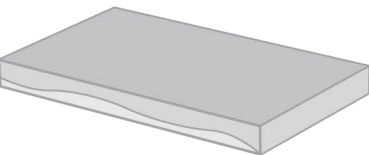


**Scoop**  
2 3/8" x 8 5/16"




**Mesa**  
2 3/8" x 8 5/16"

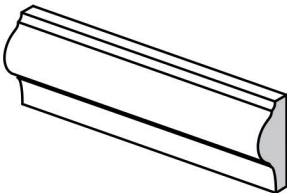
**EDGE TREATMENTS**



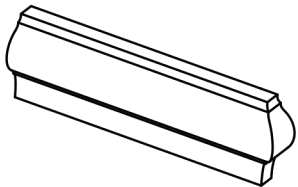
**Square Edge Glazing**



**Bullnose Edge Glazing**

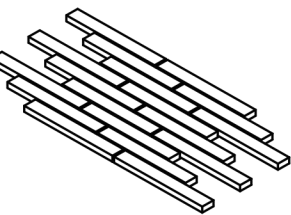


**Stop End Style**

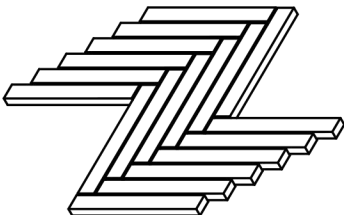


**Stop & Return Style**

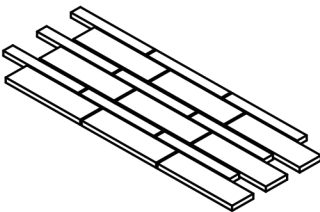
**PATTERNS** (patterns are sold by the square foot and come tape face mounted or loose as noted. Patterns are shown in amounts greater than one square foot.)




**BB18RB3**  
1" x 8" Running Bond  
(mounted)



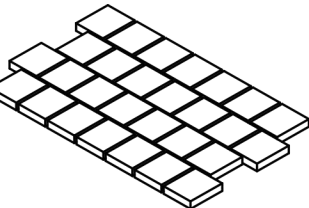
**BB18HB**  
1" x 8" Herringbone  
(mounted)



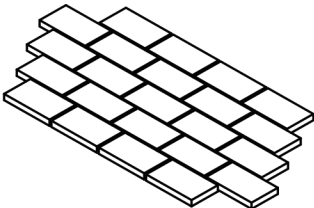
**1828LA**  
1" x 8" / 2" x 8" Layered  
(loose)



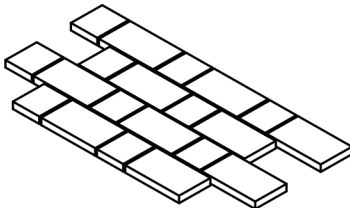
**1828HB**  
1" x 8" / 2" x 8"  
Stacked Herringbone  
(loose)



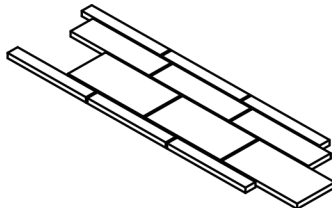
**BB22RB**  
2" x 2" Running Bond  
(mounted)



**BB24RB**  
2" x 4" Running Bond  
(loose)



**2224AL**  
2" x 2" / 2" x 4" Alternating  
(loose)



**182848LA**  
1" x 8" / 2" x 8" / 4" x 8"  
Layered (loose)




TIER 1 GLAZES



**Gloss White** *HW-21-A* (Moderate)



**Parchment** *V-2* (Moderate)



**Rain Forest** *HF-284* (High)



**Corn Flower** *RO-1A6* (Moderate)



**Butter Cream** *RO-1R* (Moderate)



**Oregano** *HF-215* (High)



**French White** *HW-17* (Moderate)



**Sugarcane** *HF-286* (High)



**Ganache** *HF-234* (High)



**Azure** *HF-242* (High)



**Latte** *HF-218-B* (Moderate)




**Cast Iron** *HM-5B8* (Moderate)




**Unglazed**

Variation is intrinsic to the beauty and warmth of handmade ceramic tile. Differences in size, shape, and glaze color from tile to tile and even within a single tile are intentional and should be expected. Each glaze image above has a label to communicate the amount of variation one can expect from a glaze. The reference diagrams and photos at right show the variation ranges possible with Bison Brick.


The Brick has earned an Exterior Grade Rating under the testing standard ASTM C1088-10.



**Moderate**



**High**



**Intentional**



**TIER 2 GLAZES**



**Matador** *CD-RED* (High)



**Geneva** *RC-1046-A* (High)



**Curry** *RC-2426-A* (High)



**Flame** *RC-4165-C* (High)



**Chutney** *HF-410* (Intentional)




**Bark** *RC-2542-G* (Moderate)



**Gold Rush** *HF-403* (Intentional)



**Cumin** *HF-402* (Intentional)



**Neptune** *WCB-7* (High)



**Linseed** *HF-409* (Intentional)



**Olivine** *HF-405* (Intentional)




**Galaxy** *HF-407* (Intentional)



**Moderate** (Gloss White)



**High** (Tide Pool)



**Intentional** (Waterfall)



## TIER 2 GLAZES



**Night Sky** HF-417 (Intentional)



**Key Largo** HF-412 (Intentional)



**Bronze** F-1387-B (High)\*



**Morrow Bay** HF-388-I (Intentional)



**Bottle Green** HF-406 (Intentional)



**Milk Paint** HF-408 (Intentional)



**Heather** HF-241 (High)



**Palm** HF-411 (Intentional)



**Vapor** HF-414 (Intentional)



**Waterfall** HF-415 (Intentional)



**Pine** RC-4119-A (High)



**Waterspout** HF-413 (Intentional)



**Tide Pool** HF-287-B (High)



**Jasperite** HFWE-110-C (High)



**Quick Silver** HF-404 (Intentional)



Due to limitations of the printing process, the colors you see here may not be a totally accurate description of the actual product. Images are intended as a guide only, and should not be used to order. No single brick can properly represent the entire character of a glaze. It is important to have a sample composed of several bricks when making final glaze selections.

The Brick has earned an Exterior Grade Rating under the testing standard ASTM C1088-10.



TIER 2 GLAZES



**Matte White** *LG-218* (Moderate)



**Iron City** *RC-3983* (High)



**Chert** *RC-953-F* (Moderate)




**Matte Parchment** *HF-438-B* (Moderate)



**Fleece** *RC-269-A* (Moderate)



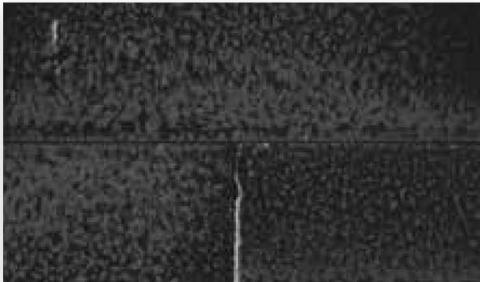
**Taconite** *RC-4572-I* (Moderate)



**Wood Smoke** *RC-958-A* (Moderate)



**Glacier** *RC-1017-A* (Moderate)



**Hematite** *HFWE-1091* (High)



**Matte Drift** *RC-6023-A* (Moderate)



**Matte Galena** *LG-219* (Moderate)



**Gunmetal** *C/05* (High)\*



**Gravel** *RC-869-D* (Moderate)



**Matte Tungston** *LG-220* (Moderate)



**Black** *RC-3827-B* (Moderate)

\*High metal glazes are acid sensitive. Use non-acidic cleaners and clean up acidic food spills promptly to avoid etching.



# Bison Brick

Bison Brick is made by hand in our Los Angeles studios, where we are proud to continue Southern California’s long tradition of art ceramics.

The special look and feel of Bison Brick comes directly from our handmade process. Made for you in small batches by skilled craftsmen, every single piece has its own unique character. We use only real brick clay and the traditional wire cut process, with no molds, texture rollers, or repeating stamps.

The natural variation in color, texture, and shape is our design intent and gives Bison Brick an unmatched warmth and depth of charm.

Bison Brick is available in over 50 studio glazes, from bright glossy whites to modern moody blues and greens. We also make Bison Brick in those classic reds and oranges from glazed brick projects of the past.

The blending of glazed brick’s ageless appeal with modern color sensibilities make Bison Brick at home everywhere from a rustic setting to the most sophisticated residential and commercial environments.

## Sustainability

Bison Brick is made from 70% post-industrial recycled content: 40% of the clay body used to make the product is ground scrap roofing tile and brick recovered from a solid waste facility in Apple Valley, California; 30% of the clay body is clay recovered from a sand washing operation in Lincoln, California.

Our Los Angeles facilities operate under the strictest environmental regulations in the country. We recycle 100% of the water and clay used in the production of Bison Brick.

**Glazed Brick may qualify for the following LEED points:**  
**MR 4.1/4.2: Recycled Content (1–2 points)**  
**MR 5.1/5.2: Regional Materials (2 points)**  
**EQ 4.2: Low-Emitting Materials (1 point)**

## Usage

Bison Brick is suitable for commercial and residential uses, and can be used in wet areas including showers, steam showers, and pools. It has passed the ASTM C 1088 standard, and has earned an Exterior Grade rating, so it can be used outside. Test results are available upon request. If you have questions about Bison Brick’s suitability for a particular project, please contact us.

## Lead Time

Stock Orders ship in approximately 1 week. Made-to-Order projects ship in approximately 5 weeks. Large or custom projects over 2,000 sq. ft. will take 6 to 8 weeks or longer (please call for a current estimate).

## Installation

Bison Brick is installed as you would install any tile and does not require special materials or tools. We recommend setting Bison Brick with a 1/8 to 3/16 inch joint with sanded grout. Consult the current TCNA Tile Installation handbook for the proper installation method for your application.

## Maintenance and Care

Bison Brick may be cleaned with any non-abrasive household hard surface cleaning products. Acidic or caustic cleaners are not recommended.

## Field Tile Properties

Thickness	1/2"
Weight per Sqf	5 1/2 lbs
Clay Body	Red Stoneware
Size and Shape Variance	+/- 1/8"
DCOF Rating	.22
Recommended Grout Joint	1/8" to 3/16"
Fire Rating	Class A
Flame Spread Rating	0
ASTM C 1088 Freeze/Thaw Rating	Exterior Grade

## Piece Counts and Weights

Product	Description	Pieces	Weight
BB22	Quarter Brick (2 3/8" x 2")	28	4.62
BB24	Half Brick (2 3/8" x 4 3/32")	14	4.8
BB28	2x8 Brick (2 3/8" x 8 5/16")	7	4.8
BB28-COR	2x8 Brick Corner (2 3/8" x 8 5/16" x 4 3/32")	1	1
BB28Picket	2x8 Picket (2 3/8" x 8 5/16")	8	4.86
BBClover33	3x3 Clover and Star	14	4.86
BBHex33	3x3 Hex	19	4.86
BBHex66	6x6 Hex	4.6	4.86
BBTri44	4x4 Triangle	19	4.5
BBMoroccan33	3x3 Moroccan Brick	6.5	5.5
BBMoroccan	6x6 Moroccan Brick	6.5	5.5
BB212	2x12 Brick (2 3/8" x 12 5/8")	5	4.95
BB18	1x8 Brick Stick (1 1/16" x 8 5/16")	28	9.24
BB118Vcap	1x8 V-Cap 1 1/8" x 1 1/8 x 8 5/16"	1	1
BB48	4x8 Brick (4" x 8")	4.5	4.95
BB412	4x12 Brick (4" x 12")	3	5.13
BB612	6x12 Brick (6" x 12")	2	4.5
BB44	4x4 Brick (4" x 4")	9	4.5
BB66	6x6 Brick (6" x 6")	4	5.3
BBBase1	6x8 Brick Base (6" x 8 5/16")	1	3.2
BBBase2	6x8 Brick Cove Base (5 3/4" x 8 5/16" x 1")	1	1.6
BBTrim1	Brick Cap (3 1/2" x 8 5/16")	1	1
BBTrim2	Brick Box Cap (2 3/8" x 8 5/16" x 1")	1	1
Trims, 2x8	2x8 Trims (Dome, Notched Dome, Scoop, Mesa)	1	1
Trims, 1x8	1x8 Trims (Bar, Pencil)	1	0.6