



WHITE & CREAM

WHITE & CREAM

- Plain-coloured nonvitreous tiles for wall design
- Three surfaces: plane matt, plane glossy and relief-glossy; combination of different surfaces possible
- Formats: 25 x 33 cm, 25 x 40 cm, 25 x 50 cm, 30 x 60 cm, 30 x 90 cm
- Colours: white and creme
- Recommended floor tiles: GROUND LINE






Residential buildings
WHITE & CREAM

WHITE & CREAM


OVERVIEW OF PRODUCTS

25 x 33 cm

Art. 1140



SW00



SW01


Art. 1149




SW02

25 x 40 cm

Art. 1390




SW00



SW01


Art. 1391




SW02

25 x 50 cm


Art. 1560




SW00



SW01




SW10




SW11

30 x 60 cm


Art. 1571




SW00



SW01



SW10



SW11

Art. 1572




SW02




SW12


Art. 1586




SW00



SW01



SW10




SW11




30 x 90 cm


Art. 1321




SW00



SW01








SW10







SW11



WHITE & CREAM

| | |  |  |  |  |  |
|--|--|---|---|---|---|---|
| | | Art. 1140 25 x 33 cm | Art. 1149 25 x 33 cm | Art. 1390 25 x 40 cm | Art. 1391 25 x 40 cm | Art. 1560 25 x 50 cm |
| SW00 white matt RAL 9003 | | • | | • | | • |
| SW01 white glossy RAL 9003 | | • | | • | | • |
| SW02 white relief glossy RAL 9003 | | | • | | • | |
| SW10 creme matt RAL 090 90 05 | | | | | | • |
| SW11 creme glossy RAL 090 90 05 | | | | | | • |
| SW12 creme relief glossy RAL 090 90 05 | | | | | | |
| Material | | Nonvitreous, EN 14411-BIII | Nonvitreous, EN 14411-BIII | Nonvitreous, EN 14411-BIII | Nonvitreous, EN 14411-BIII | Nonvitreous, EN 14411-BIII |
| Applications | | Walls – indoors | Walls – indoors | Walls – indoors | Walls – indoors | Walls – indoors |
| Actual size | | 247 x 327 x 7.5 mm | 247 x 327 x 7.5 mm | 247 x 397 x 8 mm | 247 x 397 x 8 mm | 247 x 497 x 7.5 mm |
| Joints approx | | 3 mm | 3 mm | 3 mm | 3 mm | 3 mm |
| Finish | | Plain-coloured glaze | Plain-coloured glaze | Plain-coloured glaze | Plain-coloured glaze | Plain-coloured glaze |
| Surface | | plane | relief | plane | relief | plane |
| Calculation unit Packing | | m ² loose in box | m ² loose in box | m ² loose in box | m ² loose in box | m ² loose in box |
| Price group | | P41 | P41 | P45 | P45 | P53 |

| | |  |  |  |  |
|--|--|---|---|---|---|
| | | Art. 1571 30 x 60 cm | Art. 1586 30 x 60 cm | Art. 1572 30 x 60 cm | Art. 1321 30 x 90 cm |
| SW00 white matt RAL 9003 | | • | • | | • |
| SW01 white glossy RAL 9003 | | • | • | | • |
| SW02 white relief glossy RAL 9003 | | | | • | |
| SW10 creme matt RAL 090 90 05 | | • | • | | • |
| SW11 creme glossy RAL 090 90 05 | | • | • | | • |
| SW12 creme relief glossy RAL 090 90 05 | | | | • | |
| Material | | Nonvitreous, EN 14411-BIII | Nonvitreous, EN 14411-BIII | Nonvitreous, EN 14411-BIII | Nonvitreous, EN 14411-BIII |
| Applications | | Walls – indoors | Walls – indoors | Walls – indoors | Walls – indoors |
| Actual size | | 297 x 597 x 9 mm | 297 x 597 x 9 mm | 297 x 597 x 9 mm | 300 x 900 x 10 mm |
| Joints approx | | 3 mm | 3 mm | 3 mm | 3 mm |
| Finish | | Plain-coloured glaze | Plain-coloured glaze | Plain-coloured glaze | Plain-coloured glaze |
| Surface | | plane | plane | relief | plane |
| Calculation unit Packing | | m ² loose in box | m ² loose in box | m ² loose in box | m ² loose in box |
| Price group | | P55 | P61 | P55 | P77 |