

# CVS4

## Hokanson complete physiological peripheral vascular instruments



**Hokanson**®

Specializing in peripheral vascular technology since 1973

# Comprehensive Reports

## Software Reports

- Stores patient information, waveforms and pressures
- Offers printed color reports for all tests
- Includes multiple visit graphs for follow up patients

**Hokanson NIVP3**  
Version: 5.31

---

**Hokanson**  
Room 111  
111 Main St.  
Anytown, WA.  
(206) 000-0000 / Phone  
(206) 000-0001 / Fax

**Hokanson**

---

Last Name: alexander      First Name: jim      Patient ID: 987  
Visit Date: 23-Jun-2002    Time of Day: 1:43:01 PM    Visit No.: 1      Birthdate:      Sex: Male  
Accession #:      Referring MD: johnson


REFERRING MD: Jones      INSURANCE CARRIER: Blue Cross  
EXAMINING MD: Brown      NEXT OF KIN: Father  
TECH: Jane      CONSENT SIGNED: 1/14/94  
ROOM: 111      NEXT APPT.:  
HOSP. CHOICE: General  
SMOKER?: No

Diagnosis: venous thrombosis is likely

**Right**

106 / 102

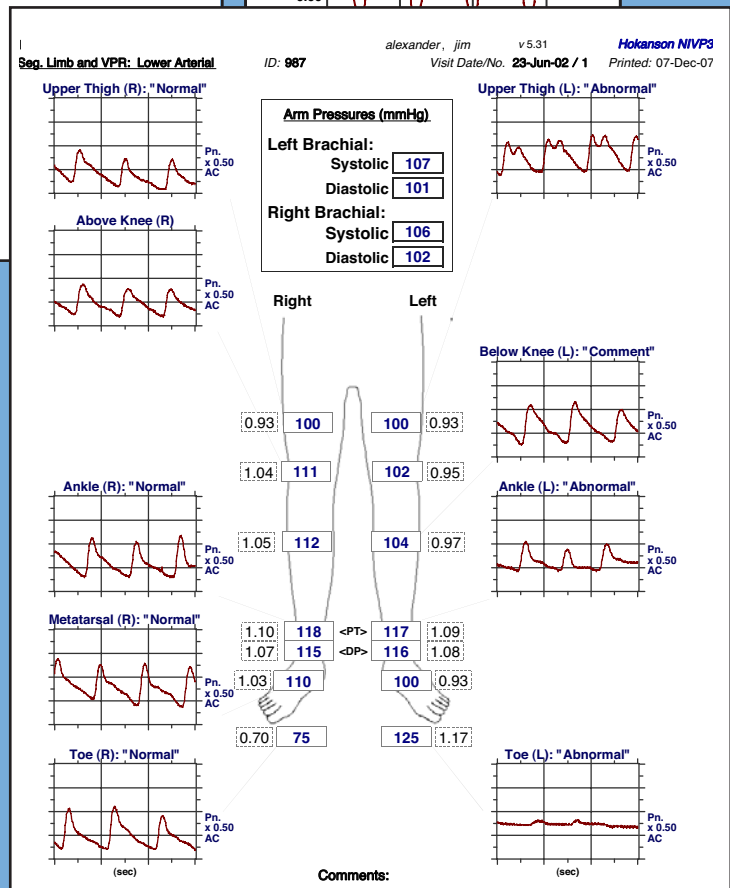
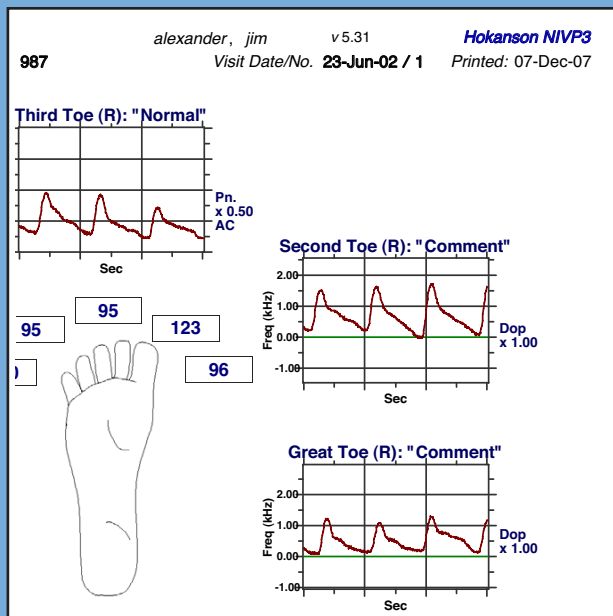
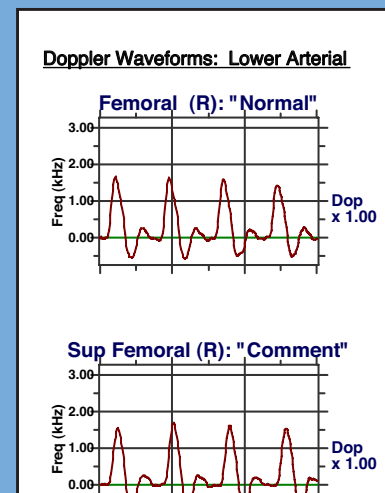
DP 115  
PT 118  
PT 1.10 118



**Left**

107 / 101

DP 116  
PT 117  
PT 1.09 117



# CVS4 Tests and Applications

## Noninvasive peripheral vascular testing

- Exceptional value
- Reliable, affordable technology
- Ease of operation
- Outstanding quality
- Accurate results
- FDA 510(k) (Class II), CE Mark
- **Made in USA**

## Tests performed with CVS4

- Ankle Brachial Index (ABI)
- Toe Brachial Index (TBI)
- Segmental Doppler Studies
- Analog waveforms and Doppler Spectra
- Pulse Volume Recordings (PVRs)
- Segmental Pressures (upper and lower)
- Digit and Penile Pressures and Plethysmography
- Exercise Testing
- Thoracic Outlet Syndrome (TOS)
- Venous Reflux
- Maximum Venous Outflow

CVS4 System Tests and Applications	Doppler	PPG	Pneumo
Upper & Lower Extremity Spectral Doppler	✓		
Upper & Lower Extremity Arterial and Venous Doppler	✓		
Ankle Brachial Index	✓	✓	✓
Toe Brachial Index	✓	✓	
Upper & Lower Extremity Segmental Blood Pressure	✓	✓	✓
Blood Pressure in All Digits		✓	
Blood Pressure in All Limbs	✓	✓	✓
Digit and Limb Pulse Volume Recording			✓
Penile Pressure and Plethysmography	✓	✓	✓
Thoracic Outlet Syndrome		✓	
Maximum Venous Outflow			✓
Venous Reflux		✓	

## Also available from Hokanson: DICOM Extension



- Provides connectivity to DICOM system (PACS)
- Eliminates duplicate entry of patient data when used with DICOM WorkList Server
- Creates one record with all pertinent data
- Playback Spectral Doppler waveform with audio
- Ability to view at any networked DICOM workstation

# CVS4

## CVS4 Specification Information

- Custom Instrument Cart: Pre-wired cart is designed specifically for the CVS4 system.
- Flat Panel Monitor
- HP DeskJet Printer
- Mini-Desktop Computer Running Windows® Operating System
- **One day on-site set up & training**
- Cuffs included: Four SC10 Straight Segmental Cuffs, Six SC12 Straight Segmental Cuffs, Two TMC7 Transmetatarsal Cuffs, Two UPC2.5 Digit/Penile Cuffs, One CC17 Contoured Thigh Cuff, RD2 Rapid Cuff Deflator

### Overall Dimensions:

- Width: 26 inches (61 cm)
- Depth: 26 inches (61 cm)
- Height: 54 inches (137 cm)
- Weight; 175 pounds (80 kg)
- 115 V or 230 V, 50/60 Hz



Quality, Connectivity, Reliability

## Warranty

- Hokanson electronic instruments have a **5 year warranty from date of delivery** — the longest in our industry.  
Warranted against defects in parts, workmanship and performance
- One year warranty on transducers and accessories
- Repair is free of charge during warranty when returned to Hokanson prepaid.

**Hokanson**®

ISO Certified