



Durability and Beauty

Gemini waterjets and lasers precisely cut custom metal letters that provide greater detail than routers. With six major metals and over 50 standard finishes available (aluminum, bronze, brass, copper and steel), Gemini can uncomplicate your business by providing all the finishing, hardware and trim recycling. Now you can not only concentrate on other jobs, but save money by buying from Gemini rather than trying to make them yourself. Plus Gemini's regional locations can take your .EPS, .CDR or other vector-based art files and produce your letters and logos in just 7 days. Letters of this quality are shipped faster than you'll find anywhere else. Durable enough for outdoors, yet perfect enough for any boardroom application, Gemini flat cut metal letters are quality, pure metal letters at a cost-effective price.



Incredible Precision & Options

- 6 metals, 6 gauges and 50 finishes are standard
- From 1/2" to 60" letters and logos
- Fast shipping – letters made in just 7 days
- Lifetime Guarantee



FLAT CUT METAL



Flat Cut Metal




Metal Letters

Flat Cut Metal

Standard Flat Cut Metal Finishes

Aluminum Finishes



NOTE: Champagne and Light Bronze anodized colors also available. Gemini can match your shade of any standard anodized color.


Painted Colors



Bronze Finishes



Brushed




Polished



Oxidized



Dark Oxidized



Turquoise Patina



Traditional Verde Patina

FINISH NOTES: All Patinas, by their very nature, will vary from letter to letter and order to order. These finishes will change in appearance over time depending on contact with moisture and temperature. Patinas can "bleed" onto the installation surface when installed outside. The only exception is the Nouveau Patina, which is a powder-coated, simulated Patina finish on an aluminum letter.

Stainless Steel Finishes




Brushed



Polished

Alloy 304 is standard. Alloy 316 offers better corrosion and tarnishing resistance for marine and harsh environments.

Cor-Ten® Steel Finishes




Natural

NOTE: All Cor-Ten® Steel, by its very nature, will vary from letter to letter and order to order. Cor-Ten Steel finishes may "bleed" onto the installation surface when installed outside.

Flat Cut Metal Options


Brass Finishes



Brushed



Polished




Oxidized



Dark Oxidized

Copper Finishes



Brushed



Polished



Oxidized




Dark Oxidized

Premium Finishes



Polished Returns



Random Arc

Orbital



Beveled Edge

Metal Letters


Flat Cut Metal

Aluminum Finishes

Alloys: Gemini uses alloy #5052 which offers good cutting, welding and corrosion resistance. It is excellent for anodizing, and has a superior hardness rating of H32.

Anodizing: Gemini's Anodized letters meet the requirements of A43 from the Aluminum Association's Architectural finish thickness standards, by producing an Anodic coating of .8 to 1.0 mils deep. The hardness of the aluminum oxide coating rivals hard stones, giving it greatly improved abrasion resistance. The aluminum oxide surface is also corrosion resistant, making it ideal for industrial, humid and marine atmospheres. Anodized letters are not clearcoated.

Brushed – PRICE AS LISTED



Brushed

Painted – ADD 10%




Painted

Clear Anodized – ADD 10%



Clear Anodized

Powdercoat – ADD 40%



Nouveau Patina

Rust

Colored Anodized – ADD 45%



Gold

Medium Bronze

Dark Bronze


Black

Polished – ADD 50%



Polished

Polished Anodized – ADD 75%



Clear

Gold


Medium Bronze

Dark Bronze

Black




NOTE: Polished & Anodized finishes require a minimum 2" x 1/4" or 3" x 1/8". Restrictions may apply on letters over 24". Champagne and Light Bronze anodized colors also available. Gemini can match your shade of any standard anodized color.



Aluminum Pricing


Pricing Notes



\$4.25
per/Letter
INSTALL
TEMPLATE



90%
of UC price
LOWER CASE



33%
of UC price
PUNCTUATION



Most 1/8" thick can be stud welded.
Add 30%. Stud mounts required
for all polishing or anodizing.



e m a i l

your custom artwork to
sales@signletters.com

Precision Cut - .02" inside radius



Precision Cut letters and logos are made using a fine, high pressure stream of water that carries an abrasive mineral or a 5000 watt laser beam. This allows for sharp (.020 radius) inside corners, small letters, and intricate detail on logos.

Letter Size - Max. Dimension Lower Case is 90% of Corresponding Upper Case Price

	PLAIN		STUD MOUNT			
	1/8"	1/4"	3/8"	1/2"	3/4"	1"
1/2"	\$5	\$8	\$11	NA	NA	NA
1	6	9	13	NA	NA	NA
1 1/2	7	10	16	NA	NA	NA
2	9	11	18	\$26	\$28	\$33
3	12	14	22	31	33	37
4	17	19	30	38	38	42
5	19	23	36	41	43	50
6	22	28	39	46	52	57
7	25	34	47	52	63	70
8	27	36	51	55	73	83
9	29	38	56	61	82	100
10	34	42	60	65	95	119
11	37	45	65	75	107	139
12	40	48	71	82	122	160
13	45	52	77	94	138	182
14	50	57	84	104	155	206
15	60	63	95	115	173	229
16	64	67	105	126	193	257
17	71	74	114	142	217	286
18	NA	76	124	157	241	316
19	NA	85	135	171	266	353
20	NA	95	145	188	290	394
21	NA	105	156	204	316	435
22	NA	114	167	221	342	478
23	NA	125	178	236	369	523
24	NA	152	188	253	396	571
	PLAIN		STUD MOUNT			
	1/8"	1/4"	3/8"	1/2"	3/4"	1"
25**	NA	NA	\$200	\$269	\$416	\$608
26*	NA	NA	213	286	439	648
27*	NA	NA	227	304	461	688
28*	NA	NA	241	323	485	729
29*	NA	NA	255	340	509	769
30*	NA	NA	270	360	536	816
31*	NA	NA	294	392	604	886
32*	NA	NA	319	427	674	964
33*	NA	NA	344	462	744	1041
34*	NA	NA	370	497	814	1118
35*	NA	NA	396	532	884	1196
36*	NA	NA	420	567	973	1272
37*	NA	NA	446	603	1025	1349
38*	NA	NA	472	638	1094	1426
39*	NA	NA	498	674	1164	1504
40*	NA	NA	525	710	1235	1582
41*	NA	NA	551	746	1306	1660
42*	NA	NA	577	782	1377	1738
43*	NA	NA	604	818	1448	1817
44*	NA	NA	629	854	1520	1895
45*	NA	NA	656	891	1590	1972
46*	NA	NA	682	926	1661	2051
47" AND UP	NA	NA	Call for Availability			

Flat Cut Metal Pricing

Metal Letters

Flat Cut Metal

Stainless Steel

Pricing Notes

\$4.25
per/Letter
INSTALL
TEMPLATE

90%
of UC price
LOWER CASE


33%
of UC price
PUNCTUATION



Most 1/8" thick can be stud welded.
Add 30%. Stud mounts required
for all polishing.

Alloy C304: Stainless Steel alloy C304 offers some corrosion resistance.


Alloy 316: Stainless Steel alloy 316 offers better corrosion and tarnishing resistance for marine and harsh environments.



Price As Listed



Add 30%



Add 50%



Add 80%

NOTE: * Polishing requires a minimum of 2" x 1/4" or 3" x 1/8". Restrictions may apply on letters over 24". All stainless steel letters and logos are shipped without a clear polyurethane coating. Alloy C304 will not tarnish under most conditions. In cases where stainless steel letters and logos will be installed in salt water environments Alloy 316 offers even better corrosion and tarnishing resistance. Using harsh chemicals may cause permanent damage to the materials surface. Gemini recommends warm soapy water to clean.

Precision Cut - .02" inside radius



Precision Cut letters and logos are made using a fine, high pressure stream of water that carries an abrasive mineral or a 5000 watt laser beam. This fine stream cuts and allows for sharp (.020 radius) inside corners, small letters, and intricate detail on logos.



your custom artwork to
sales@signletters.com

Stainless Steel Pricing

Letter Size - Max. Dimension
Lower Case is 90% of Corresponding Upper Case Price


Letter Size - Max. Dimension
Lower Case is 90% of Corresponding Upper Case Price

	PLAIN		STUD MOUNT	
	1/8"	1/4"	3/8"	1/2"
1/2"	\$6	\$15	\$23	\$30
1	8	16	24	31
1 1/2	10	17	26	33
2	12	19	27	36
3	14	22	30	40
4	20	28	39	52
5	25	34	45	60
6	30	39	52	69
7	36	48	62	81
8	40	54	70	95
9	45	61	79	107
10	50	69	88	120
11	55	78	99	135
12	63	87	111	150
13	71	96	122	166
14	80	106	135	183
15	91	116	148	201
16	104	127	163	221
17	117	138	178	247
18	131	151	194	270
19	145	164	210	291
20	160	179	227	315
21	175	195	244	339
22	191	215	262	364
23	208	233	281	390
24	225	252	300	417
	PLAIN	STUD MOUNT		
	1/8"	1/4"	3/8"	1/2"
25**	\$236	\$270	\$322	\$447
26*	246	288	344	477
27*	257	306	366	506
28*	267	323	387	536
29*	278	341	408	565
30*	288	358	429	597
31*	301	387	477	656
32*	315	416	524	714
33*	327	445	570	771
34*	341	474	618	830
35*	354	502	665	888
36*	366	531	711	945
37*	381	560	759	1,004
38*	394	588	806	1,062
39*	408	617	852	1,120
40*	421	645	900	1,178
41*	435	675	946	1,203
42*	448	704	993	1,229
43*	462	733	1,041	1,254
44*	476	762	1,089	1,280
45*	489	792	1,136	1,305
46*	503	821	1,184	1,331
47* AND UP	Call for Availability			

*Oversize; may ship via truck.

Cor-Ten[®] Steel

Pricing Notes



\$4.25
per/Letter
INSTALL
TEMPLATE



90%
of UC price
LOWER CASE




33%
of UC price
PUNCTUATION



STUD
WELD

Most 1/8" thick can be stud welded.
Add 30%.



Natural

NOTE: All Cor-Ten[®] Steel, by its very nature, will vary from letter to letter and order to order. Cor-Ten Steel finishes may "bleed" onto the installation surface when installed outside, until the natural protective coating is formed, once subjected to the influence of weather.

Price As Listed



e m a i l

your custom artwork to
sales@signletters.com

Precision Cut - .02" inside radius



Precision Cut letters and logos are made using a fine, high pressure stream of water that carries an abrasive mineral or a 5000 watt laser beam. This allows for sharp (.020 radius) inside corners, small letters, and intricate detail on logos.

Cor-Ten[®] Steel Pricing

Letter Size - Max. Dimension
Lower Case is 90% of Corresponding Upper Case Price

	PLAIN	STUD MOUNT
	1/8"	1/4"
1/2"	\$6	\$15
1	8	16
1 1/2	10	17
2	12	19
3	14	22
4	20	28
5	25	34
6	30	39
7	36	48
8	40	54
9	45	61
10	50	69
11	55	78
12	63	87
13	71	96
14	80	106
15	91	116
16	104	127
17	117	138
18	131	151
19	145	164
20	160	179
21	175	195
22	191	215
23	208	233
24	225	252

Letter Size - Max. Dimension
Lower Case is 90% of Corresponding Upper Case Price

	PLAIN	STUD MOUNT
	1/8"	1/4"
25**	\$236	\$270
26*	246	288
27*	257	306
28*	267	323
29*	278	341
30*	288	358
31*	301	387
32*	315	416
33*	327	445
34*	341	474
35*	354	502
36*	366	531
37*	381	560
38*	394	588
39*	408	617
40*	421	645
41*	435	675
42*	448	704
43*	462	733
44*	476	762
45*	489	792
46*	503	821
47* AND UP	Call for Availability	


Flat Cut Metal Pricing

Metal Letters

Flat Cut Metal

Bronze Pricing

Pricing Notes



\$4.25
per/Letter
INSTALL
TEMPLATE



90%
of UC price
LOWER CASE



33%
of UC price
PUNCTUATION



Most 1/8" thick can be stud welded.
Add 30%. Stud mounts required
for all polishing.


STUD
WELD

Bronze Alloy: Flat Cut Bronze uses alloy C22000;
90% copper and 10% zinc – 0% Lead.



Brushed

Price As Listed



Polished

Add 30%




Oxidized

Add 15%




Dark Oxidized

Add 15%



Traditional
Verde Patina

Add 30%



Turquoise Patina

Add 30%

FINISH NOTES: All Patinas, by their very nature, will vary from letter to letter and order to order. These finishes will change in appearance over time depending on contact with moisture and temperature. Patinas can "bleed" onto the installation surface when installed outside. The only exception is the Nouveau Patina, which is a powder-coated, simulated Patina finish on an aluminum letter.



Bronze Pricing

Letter Size – Max. Dimension
Lower Case is 90% of Corresponding Upper Case Price

	STUD MOUNT			
	PLAIN 1/8"	1/4"	3/8"	1/2"
1/2"	\$12	\$16	\$20	NA
1	14	18	26	NA
1 1/2	16	21	31	NA
2	18	28	37	\$39
3	21	31	43	44
4	25	39	51	65
5	31	49	65	81
6	36	58	80	98
7	44	69	92	116
8	52	81	111	142
9	63	95	133	171
10	73	109	158	202
11	83	125	181	237
12	95	142	204	277
13	106	162	230	322
14	117	182	260	368
15	129	204	291	418
16	144	228	324	470
17	161	252	360	524
18	179	278	398	581
19	199	305	437	640
20	221	334	479	704
21	245	364	520	772
22	268	398	563	842
23	292	433	608	914
24	315	469	652	988

Letter Size – Max. Dimension
Lower Case is 90% of Corresponding Upper Case Price


	STUD MOUNT			
	PLAIN 1/8"	1/4"	3/8"	1/2"
25**	\$341	\$500	\$689	\$1,049
26*	369	535	731	1,117
27*	396	569	774	1,185
28*	424	605	816	1,253
29*	451	640	859	1,322
30*	482	681	908	1,405
31*	509	738	999	1,491
32*	539	799	1,098	1,588
33*	569	860	1,196	1,686
34*	600	921	1,294	1,783
35*	630	982	1,393	1,881
36*	660	1,044	1,491	1,978
37*	690	1,105	1,589	2,075
38*	720	1,166	1,688	2,173
39*	750	1,227	1,786	2,270
40*	781	1,288	1,885	2,368
41*	811	1,350	1,984	2,465
42*	841	1,411	2,083	2,563
43*	871	1,472	2,182	2,660
44*	901	1,533	2,282	2,757
45*	932	1,594	2,381	2,855
46*	962	1,656	2,480	2,952
47* AND UP	Call for Availability			

*Oversize; may ship via truck.

1.800.538.8377

Brass Pricing

Pricing Notes



\$4.25
per/Letter
INSTALL
TEMPLATE



90%
of UC price
LOWER CASE

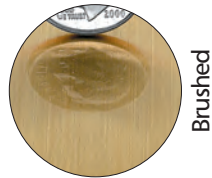


33%
of UC price
PUNCTUATION




Most 1/8" thick can be stud welded. Add 30%. Stud mounts required for all polishing.


Brass Alloy: Flat Cut Brass letters use C46400; 60% Copper, 39.25% Zinc and .75% Tin – and Muntz metal C280; 61% Copper and 39% Zinc – **0% Lead.**




Price As Listed



ADD 30%



Add 15%



Add 15%

Precision Cut - .02" inside radius



Precision Cut letters and logos are made using a fine, high pressure stream of water that carries an abrasive mineral. This fine stream cuts and allows for sharp (.020 radius) inside corners, small letters, and intricate detail on logos.



	PLAIN		STUD MOUNT		
	1/8"	1/4"	3/8"	1/2"	3/4"
1/2"	\$11	\$15	\$19	NA	NA
1	13	17	25	NA	NA
1 1/2	15	20	30	NA	NA
2	17	27	36	\$39	\$51
3	20	30	43	44	58
4	24	37	50	65	93
5	30	46	63	81	110
6	36	56	77	96	129
7	42	68	95	111	154
8	50	80	114	135	181
9	60	93	133	164	213
10	70	107	154	200	252
11	79	123	175	238	299
12	89	139	198	278	353
13	100	158	222	319	409
14	110	179	251	362	465
15	123	201	280	409	522
16	136	223	313	465	581
17	153	248	348	525	640
18	168	273	385	587	702
19	189	300	423	651	764
20	210	328	462	718	837
21	232	358	502	788	922
22	254	390	544	858	1,021
23	276	424	587	931	1,133
24	298	460	630	1,006	1,246

Letter Size - Max. Dimension
Lower Case is 90% of Corresponding Upper Case Price

Brass Pricing

	PLAIN		STUD MOUNT		
	1/8"	1/4"	3/8"	1/2"	3/4"
25**	\$322	\$491	\$665	\$1,087	\$1,359
26*	348	525	706	1,175	1,484
27*	375	560	747	1,264	1,608
28*	401	595	787	1,353	1,733
29*	428	630	828	1,443	1,858
30*	456	669	876	1,546	2,001
31*	485	729	969	1,638	2,138
32*	517	794	1,069	1,742	2,290
33*	549	858	1,169	1,846	2,443
34*	581	923	1,269	1,950	2,595
35*	613	988	1,369	2,055	2,748
36*	644	1,052	1,469	2,159	2,900
37*	676	1,117	1,569	2,263	3,053
38*	709	1,182	1,669	2,368	3,206
39*	742	1,246	1,769	2,472	3,358
40*	775	1,311	1,869	2,575	3,511
41*	807	1,375	1,969	2,681	3,663
42*	840	1,440	2,069	2,785	3,816
43*	873	1,505	2,169	2,889	3,969
44*	906	1,569	2,269	2,994	4,121
45*	938	1,634	2,369	3,098	4,274
46*	971	1,699	2,469	3,202	4,426
47" AND UP	Call for Availability				

Letter Size - Max. Dimension
Lower Case is 90% of Corresponding Upper Case Price

Flat Cut Metal Pricing


*Oversize; may ship via truck.

Metal Letters

Flat Cut Metal

Copper Pricing


Pricing Notes



\$4.25
per/Letter
INSTALL TEMPLATE



90%
of UC price
LOWER CASE




33%
of UC price
PUNCTUATION

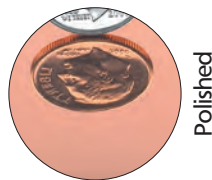


Most 1/8" thick can be stud welded. Add 30%. Stud mounts required for all polishing.

Alloy: Flat Cut Copper letters use alloy C11000, which offers good cutting, welding and corrosion resistance.



Price As Listed



Add 30%



Add 15%



Add 15%

Copper Pricing

Letter Size – Max. Dimension
Lower Case is 90% of Corresponding Upper Case Price

	PLAIN		STUD MOUNT	
	1/8"	1/4"	3/8"	
1/2"	\$15	\$21	\$29	
1	16	22	30	
1 1/2	17	24	33	
2	18	28	35	
3	21	36	43	
4	25	40	53	
5	32	50	68	
6	40	62	82	
7	48	74	100	
8	56	88	120	
9	69	102	143	
10	79	117	172	
11	90	135	195	
12	101	154	221	
13	114	174	249	
14	126	198	282	
15	139	221	314	
16	155	246	351	
17	174	274	390	
18	193	301	431	
19	214	330	473	
20	239	361	518	
21	265	395	563	
22	291	431	610	
23	315	468	657	
24	341	507	705	
	PLAIN		STUD MOUNT	
	1/8"	1/4"	3/8"	
25**	\$371	\$545	\$751	
26*	401	584	797	
27*	431	622	843	
28*	461	660	890	
29*	491	699	936	
30*	521	737	982	
31*	551	794	1,069	
32*	585	856	1,164	
33*	619	918	1,259	
34*	652	980	1,354	
35*	686	1,042	1,449	
36*	719	1,104	1,544	
37*	753	1,166	1,638	
38*	787	1,228	1,733	
39*	820	1,290	1,828	
40*	854	1,353	1,923	
41" AND UP	Call for Availability			

*Oversize; may ship via truck.



Gemini Premium Letters



Gemini understands that you may have certain customers that demand the highest of quality standards when it comes to their image. For this reason, Gemini has introduced a new line of metal letters that gives you the opportunity to meet their needs and provide them with some premium edge and face finishes that are beyond our standard finish options.

Pricing Notes

\$4.25
per/Letter
INSTALL TEMPLATE

abc
90%
of UC price
LOWER CASE

33%
of UC price
PUNCTUATION

Priced as Plain Mount—Brushed Finish

Letter Size – Max. Dimension	Aluminum		Bronze & Brass	
	1/8"	3/16"	1/8"	3/16"
	1/2"	\$12.00	N/A	\$16.50
3/4"	12.75	N/A	18.00	N/A
1"	13.50	\$16.50	19.50	\$25.50
1 1/4"	13.90	16.90	20.25	27.00
1 1/2"	14.25	17.65	21.00	30.00
1 3/4"	14.65	18.40	21.75	33.00
2"	15.40	19.50	23.65	36.75

Flat Cut Metal Pricing


GeMINI Metal Letters (under 3")

GeMINI Metal Letters provide a source for very precise and exacting letters required by extremely small applications. Thanks to our patent-pending manufacturing process, each and every letter is crisp and clean, providing a high-tech source for mini metal letters that have the polished brass look of gold or the silvery glow of brushed aluminum.

- Polished Face Add 35%
- Brass & Bronze Oxidized Add 35%
- Anodized: Add 60%
- Polished Anodized: Add 95%



MINI Edge



Waterjet Edge

Premium Metal Letters (over 3")

Premium Gemini Letters are your option here. All letters are laser cut and then hand sanded on face and return. Depending on the options you select, the returns may also be buffed to a high sheen. The faces are then either hand-stroked or polished—in such a way that the returns and faces are perpendicular, so there is little if any rounding of the polished edges. These premium finishes are available in all of our standard flat cut out materials and thicknesses—in sizes over 3".

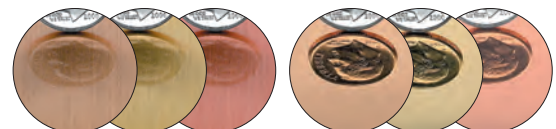
Lead times are a bit longer for these products due to the amount of hand work necessary to complete your products. Typically, the add charges to our pricing tables are standard—but if you have a finish request that you do not see here but would require for your customer; give our inside sales representatives a call and they will be happy to quote your custom job.

Aluminum & Stainless Steel



- Polished Face / Polished Return = Catalog Price x 2.5
- Polished Face / Hand Sanded Return = Catalog Price x 2
- Hand Sanded Face / Polished Return = Catalog Price x 2
- Hand Sanded Face / Hand Sanded Return = Catalog Price x 1.3

Bronze, Brass & Copper



- Polished Face / Polished Return = Catalog Price x 2
- Polished Face / Hand Sanded Return = Catalog Price x 1.75
- Hand Sanded Face / Polished Return = Catalog Price x 1.75
- Hand Sanded Face / Hand Sanded Return = Catalog Price x 1.2