

AUSTIN COLLEGE

CENTRI-KID GROUP LEADER INFORMATION

1 **STEP ONE: PRE-CAMP PROGRAM DETAILS**

(Create your own parent pack from step 1 and 2 below)

- Registration Policy and Payment Schedule
- What To Bring
- Camp Bible Study Theme
- Special Needs Requests
- Damages
- Dress Code
- Missions Offering
- Sponsor Qualifications
- Bringing Children to Camp
- Church Group Devotions
- Participant Form Information

2 **STEP TWO: LOCATION DETAILS**

- Contact Information
- Facility Information
- Pastor and Worship Leader
- Camp Schedule
- Track Times

3 **STEP 3: ARRIVAL AT CAMP AND REGISTRATION CHECKLIST**

- Registration Checklist
- Participant Excel Grid

APPENDIX

- Fuge Special Attention Card
- Refusal/Absence of Vital Information Form
- Participant Form

Please contact us if you have further questions: 1.877.CAMP.123

STEP ONE: PRE-CAMP PROGRAM DETAILS

(Create your own Parent Pack from Step 1 and Step 2 below)

REGISTRATION POLICY AND PAYMENT SCHEDULE

BEFORE FEBRUARY 1: You may reserve your spot at camp anytime before February 1, 2009 with no deposit.

FEBRUARY 1: A \$50 per person deposit is required for each reservation to be paid on or before February 1. If you have already registered, you are required to pay a \$50 deposit per person to hold your reservation. Any new or additional reservations made after February 1 will require an immediate \$50 deposit per person. **ALL deposits are non-refundable and cannot be applied toward balance due.**

MAY 1 - CANCELLATION DEADLINE: All cancellations made after May 1 will incur an additional \$50.00 fee for each person dropped. **When cancellations occur, deposits cannot be applied toward balance due.**

14 DAYS PRIOR TO CAMP: Final balance must be received 14 days before your arrival at camp. If it is not, your group will be charged a one-time \$75.00 late fee.*

***AUTO PAYMENT OPTION:** Authorized Group Leaders may give permission to charge the remaining balance to a church LifeWay account or credit card by calling LifeWay Events Registration at 1-877-CAMP-123. This must be done by May 1, 2009. Any adjustments for drops or additions will be applied to the specified account after camp.

WHAT TO BRING

- Linens, towels, pillows, blankets
- Water bottle that you can refill and carry with you

- Closed toe, closed heel shoes (for outdoor activities)
- Bible, notepad, and pen
- Toiletries such as toothbrush and shampoo
- Sun protection
- Spending money for snacks, camp store, and missions offering (optional)
- **DO NOT BRING** alcohol, tobacco, illegal drugs, fireworks, water guns, or any kind of weapon
- **DO NOT BRING** radios, iPods, CD players, roller blades, skateboards – if students do bring cell phones please help be sure it is not a distraction at camp

CAMP BIBLE STUDY THEME

THEME TITLE: JESUS 360

THEME VERSE: John 1:14

OPENING **JESUS: BORN IN A MANGER**

Today's Top Story: God's Son Born in a Stable

Scripture Reference: Luke 2:1-20

DAY 1 **JESUS: MIRACLE WORKER**

Today's Top Stories: Jesus Stops Wind & Makes Blind Man See

Scripture References: Mark 4:35-41; John 9:1-7

DAY 2 **JESUS: GOD WITH US**

Today's Top Story: Jesus' Friend Brought Back from the Dead

Scripture Reference: John 11:17-44

DAY 3 **JESUS: BRIDGE TO GOD**

Today's Top Story: Jesus Died but Now Lives Forever!

Scripture References: John 19:17-18; 20:1-18



CLOSING

JESUS: BY YOUR SIDE

Today's Top Story: Jesus Prays for His Disciples.

Scripture Reference: John 17:18-21

SPECIAL NEEDS REQUESTS

Fuge takes the special needs of students and adults seriously. Meeting your needs and setting up your group for a great week of camp is important to us.

If one of your students has a special need that should be handled before camp starts, please allow the Group Leader to call our camp toll free line (1.877.CAMP.123) and share that with our events registration team so that it can be handled properly. The special need can also be shared with us via email to fuge@lifeway.com.

If your student's need should be known by our camp staff at camp, you have the option of completing a "Special Attention Card" for your student so that this need can be addressed by the Fuge staff. You can print and fill out this card before camp, or you can fill it out on registration day at camp. You can find a copy of the Fuge Special Attention Card in the Appendix of this document.

DAMAGES

Please be aware that your group is personally responsible for damages to any facilities including but not limited to the dorm room your group occupies. You will also be asked by the facility to pay for any lost keys.

DRESS CODE

Please ask your students and adult sponsors not to pack anything that:

- Advertises alcohol, tobacco, illegal drugs
- Explicitly or implicitly promotes racism, sexism, or hatred of any group or person
- Explicitly or implicitly refers to sexual actions or situations



- Has spaghetti straps, except for sleepwear
- Is excessively short or tight fitting.

While at camp, we ask that students and adults:

- Wear modest, one-piece bathing suits or two-piece suits covered with a colored t-shirt.
- Wear modest shorts, dresses, slacks, and jeans for worship. Long pants or knee-length skirts are required for students or adults participating in worship on stage.
- Do not dress in a way that calls attention to underwear (sagging your pants, rolling down your waistbands, etc)
- A dark t-shirt if you plan to take the Just Add H2O track.

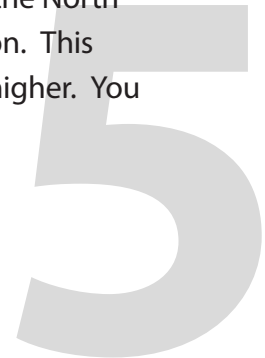
We invite you to join us as leaders in monitoring your group to ensure they are dressing appropriately.

MISSIONS OFFERING

The summer of 2009 we will celebrate the 25th anniversary of the Fuge missions offering. Students have given more than 8 million dollars and last year alone students gave over \$611,000. This mission offering goes to support the work of both the International Mission Board (IMB) and the North American Mission Board (NAMB).

These agencies have allowed us to target specific ministries with which students can identify. Our offering going to the IMB will continue to support the work of missionaries working with the Romany people in Central and Eastern Europe. More than 350 students responded last summer by going with their youth groups to minister and multiply the hands and feet of the Roma missionaries.

Our offering going to NAMB will help to support their Current Canada summer missions program. Current Canada is a partnership project between the North American Mission Board and the Canadian National Baptist Convention. This program is open to students who have completed the 11th grade or higher. You can check out their website at www.currentcanada.com.



You have the opportunity to pray, give, and go to help these people groups learn about the gospel. A missions offering will be collected at camp this summer, we hope you will begin praying now about what your church group can give.

To find out more information visit the Fuge Missions website:
http://www2.lifeway.com/fuge/index.php/missions_offering/

SPONSOR QUALIFICATIONS

In order to provide the best atmosphere and supervision, we ask that all groups bring 1 male sponsor for every 5 boys, and 1 female sponsor for every 5 girls.

- All sponsors must be at least 18 years old.
- Help enforce curfew and supervise clean up of your groups' housing.
- Aid in monitoring the dress code of your students.
- Encourage participation and promptness by setting an example.

BRINGING CHILDREN TO CAMP

We want you to be able to spend more time with the ones you love during your busy summer.

Children age 8 and older can come with you at the regular camp price, which includes housing and meals. They are welcome to join you, the parent, in programming.

For children too young to attend camp:

- Bed space and meals - full price
- No bed space or meals - no charge.



CHURCH GROUP DEVOTIONS

Church Group Devotion is a time for each church group to be together in the evenings to debrief the day. This time usually lasts one hour. The Group Leader needs to determine what should be discussed or taught. The Fuge office provides devotions for this time which can be found on the Fuge website after April 1. Print this and bring it to camp with you, if you choose to use it.

PARTICIPANT FORMS

Every person coming to camp (adult sponsors and students) needs to complete two Fuge Participant Forms. Both copies need to be notarized. You can find the Participant Form in the Appendix of this document.

If for some reason, a student or adult in your group does not want to provide their social security number, please have them complete the "Refusal/Absence of Vital Information Form" that can also be found in the Appendix of this document.



STEP 2: LOCATION DETAILS

CONTACT INFORMATION

ADDRESS:

Austin College

Attn: Centri-Kid (please write church and camper names on all mail)

900 N. Grand Ave.

Sherman, TX 75090-4400

Camp Cell Phone (not active until May 15): (615) 429-2911

Camp Email Address (not active until May 15): centrikid6@gmail.com

Centri-Kid Director: Brittany Wallace

BEFORE MAY 15 CONTACT:

Events Registration: 1.877.CAMP.123 or

Matt Weston: 615.251.3803; matt.weston@lifeway.com

FACILITY INFORMATION

Austin College Website: www.austincollege.edu

Housing: The dorms are two-to-a-room, with a bath between two rooms.

Bath: Community

Linens: Not provided

Amenities: pool

Note: Austin College is in the Central Time zone.

PASTOR AND WORSHIP LEADER

PASTOR: Chris Mize

WORSHIP LEADER: Dust to Glory



CAMP SCHEDULE

OPENING DAY

Registration	1:00 – 4:00 pm
Dinner	5:30
Opening Activities	6:30
In Room	10:15
Lights Out	10:30

DAY 1- DAY 3

Breakfast	7:30 am
Quiet Time w/Church Group	8:30
I Can't Wait . . .	9:00
Bible Study/Recreation	9:30
Recreation/Bible Study	10:50
Lunch	12:00 pm
Track A	1:15 *
Track B	2:45 *
Hang Time	4pm
Dinner	5:30
Worship	6:30
Church Group Time	7:30
Party	8:30
In Room	10:15
Lights Out	10:30

CLOSING DAY

Breakfast/Quiet Time	7:30 am
Load Buses	8:30
Bible Study	8:45 *
Closing Celebration	9:15 am
Churches Depart	10:15

** Meet at "The Spot" each day*



CENTRI-KID TRACK TIMES

Babysitting 101 - Learn all about the different methods for babysitting.

***CK Cheer** - Learn various skills, drill, and games of cheerleading.

CK Football - Learn various skills, drill, and games of football.

CK Hoops - Learn various skills, drill, and games of basketball.

CK News - Learn various methods for news writing and create your own news letter!

CK Volleyball - Learn various skills, drill, and games of volleyball.

Creative Painting - Create different pieces of art using paint.

***Drama** - Learn what it means to be an actor and perform various skits.

Disc Games - Play all sorts of fun Frisbee games.

Make It Take It - An arts and crafts track where you make something different each day.

Just Add H2O - Fun outdoor water games.

Lawn Games - Fun games played outside in the shade.

No Boys Allowed - A girls only track where you discuss specific "girl" topics.

***Percussion** - Learn what percussion is all about and create your own melody/rhythm.

Photography - Learn how to take photos and create slideshows.

***Praise Team** - Learn different worship songs and how to use the gift of music.

Scrapbooking - Learning How to make a scrapbook.

Sidewalk Games - Play all sorts of games on the sidewalk!

***Sign Language** - Learning a song through Sign Language

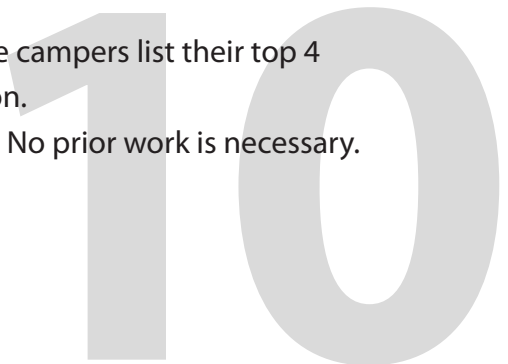
Splish Splash - Games in the Pool.

Weird Science - Fun Experimental Games & Activities with safe ingredients

* These are performance tracks that will perform during the Variety Show.

2 Options for Kids to Choose Track Times

1. Kids choose their tracks on the way to camp. Have campers list their top 4 tracks. Turn these in once you arrive at Registration.
2. Kids choose their tracks once they arrive at camp. No prior work is necessary.



STEP 3: ARRIVAL AT CAMP AND REGISTRATION CHECKLIST

ARRIVAL AT CAMP

When you arrive to camp this summer, you will need to bring the following with you (both of which are included in this document):

- **Two notarized Participant Forms** (medical release form) for each camper and sponsor. Please bring them separated into two sets. One complete set of forms will be turned in upon arrival to Fuge and the other set is to be kept with the Church Group Leader at all times.
- **Registration checklist.**

Registration will take place between 1pm and 4pm.

Look for banners to point you to Fuge Registration.

You should not have to bring payment with you, unless you have changes at the last minute, as payments are due two weeks prior to arrival at camp.

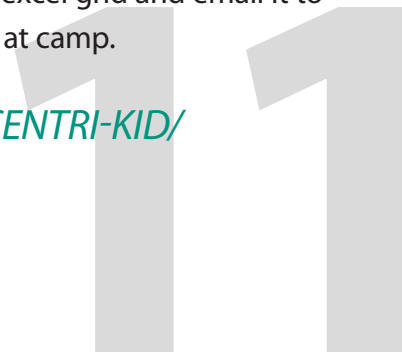
REGISTRATION CHECKLIST

One of the items to have in hand upon arrival at camp is the Registration Checklist. Please print this checklist (found on the page below), complete it, and bring it with you to registration.

PARTICIPANT LIST (EXCEL GRID)

In order to get your students into Bible study groups, we need to know their names and ages before they arrive at camp. Click on the link below for this Participant List excel document. Please complete the excel grid and email it to centrikid6@gmail.com two weeks prior to your arrival at camp.

>> [PARTICIPANT LIST EXCEL DOCUMENT CENTRI-KID/
CROSSPOINT](#)



CENTRI-KID AND CROSSPOINT REGISTRATION CHECKLIST

Bring two notarized Participant Forms for each camper and sponsor. Please bring them separated into 2 sets. One complete set of forms will be turned in upon arrival and the other set is to be kept with the church group leader.

Complete this page and turn it in at Registration.

GROUP SUMMARY:

	<i>FEMALE</i>	<i>MALE</i>
<i>CAMPERS</i>		
<i>SPONSORS</i>		
<i>TOTAL</i>		
<i>GROUP TOTAL</i>		

T-SHIRT SIZES:

<i>YOUTH MEDIUM</i>	
<i>YOUTH LARGE</i>	
<i>SMALL</i>	
<i>MEDIUM</i>	
<i>LARGE</i>	
<i>X-LARGE</i>	
<i>XX-LARGE</i>	
<i>XXX-LARGE</i>	

APPENDIX

Fuge Special Attention Card
Refusal/Absence of Vital Information Form
Participant Form

SPECIAL ATTENTION CARD

CAMP LOCATION: _____

CAMP DATES: _____

STUDENT NAME: _____ AGE: _____

CHURCH NAME: _____

GROUP LEADER: _____

BIBLE STUDY LEADER: _____

DESCRIPTION OF NEED: (use space below as needed)

Please provide information that will help us to better minister to this student. *DO NOT disclose any confidential information.*

.....

FOR FUGE USE ONLY

PROVIDE DETAILS OF WAYS YOU MINISTERED SPECIFICALLY TO THIS STUDENT:

PROVIDE ANY CHANGES NOTED OR ACTIONS TAKEN ON THE PART OF THE STUDENT.

PROVIDE COMMENTS TO GROUP LEADER ABOUT THIS STUDENT:

STAFF SIGNATURE: _____ DATE: _____

REFUSAL/ABSENCE OF VITAL INFORMATION

To LifeWay Christian Resources:

Please let this serve to confirm that, despite LifeWay’s request for such information, I am unable or refuse to provide a Social Security number in connection with the medical release for my child. I understand that the absence of this information in the medical release could cause delays or other problems in securing medical attention for my child. To induce LifeWay to permit my child to participate in the camp and related activities despite the absence of such information, I hereby release LifeWay Christian Resources, its employees, agents and contractors, and hold them harmless from and against any and all claims for any and all damages and expenses relating to LifeWay’s failure to have this information.

PARENT/LEGAL GUARDIAN SIGNATURE:

X _____

DATE: _____

PRINTED NAME AND ADDRESS:

NOTARIZATION REQUIRED

NOTARY PRINTED NAME: _____

SIGNATURE: _____

DATE: _____

Fuge Participant Form

Bring ONE notarized copy of this sheet to registration and keep ONE notarized copy for yourself to have with you at camp. Attach a photocopy of insurance form or card.

Participant Name _____ Age _____ Date of Birth ___/___/___
SS# _____
Address _____ City _____ St _____ ZIP _____
Name of Church _____ Address _____ City _____ St _____
ZIP _____
In case of an emergency notify: _____ Phone Numbers - Home:(____)
Work: (____) Mobile:(____) Pager:(____) Other:(____)

Medical Profile

Generally, Participant's Health is: (Check One) ___ Excellent ___ Good ___ Fair ___ Poor

If Fair or Poor, please explain your condition: _____

List any medical difficulties for which you are currently being treated: _____

Check any of the following that cause you problems and explain: Asthma ___ Sinusitis ___ Bronchitis _____

Kidney Trouble ___ Heart Trouble ___ Diabetes ___ Dizziness ___ Stomach Upset ___ Hay Fever ___

List any medicines or substances to which you are allergic: _____

List any previous operations or serious illnesses _____

List any medications you are currently taking: _____

List any special diet or special needs: _____

Childhood Diseases: ___ Chickenpox ___ Measles ___ Mumps ___ Whooping Cough ___ Other _____

Date of Tetanus Immunization: ___/___/___

Family Physician _____ Phone(____) _____

Insurance Co. _____ Policy # _____

Subscriber Name: _____ Subscriber Number _____ Place of Employment _____

Subscriber Occupation: _____ Work Phone: _____

Permission For Medical Treatment, Photograph/Video Notice, and Release and Indemnity

My permission is granted for the camp or event director, church official, any camp or event staffer, or adult present or in charge of First Aid, to obtain necessary medical attention in case of sickness or injury to me or my child. Also, I understand that as a participant or my child may be photographed or videotaped during normal camp or event activities and these photos/videos may be used in promotional materials. I, the undersigned, do hereby verify that the above information is correct and I do hereby release and forever discharge LifeWay Christian Resources of the Southern Baptist Convention, camp or event sponsors, or state conventions and their employees from any and all claims, costs, demands, actions or causes of action, past, present, or future arising out of any damage or injury while employed by or participating in this camp or event. I agree to indemnify LifeWay for any and all claims, demands, damages, injuries, costs, suits or causes of action, past, present, or future, arising out of or caused by myself or my child while participating in this camp or event or while on property leased or owned by LifeWay. Complete and sign below (youth under 18 years of age requires Parent/Legal Guardian signature)

Participant's Signature _____ Date: ___/___/___

Parent/ Guardian Signature _____ Phone () _____ Date: ___/___/___

Notary Acknowledgement (Notary: please affix seal to both sheets.)

State of _____ }

County of _____ }

Personally appeared before me, _____, with whom I am personally acquainted, and who acknowledged that he/she executed the within instrument for the purposes therein contained. Witness my hand this _____ day of _____, 20__.

Notary signature: _____

My commission expires: _____