



REAL ESTATE REPORT

SAN DIEGO COUNTY | FEBRUARY 2012

Housing Market - Best Improvement In 5 Years

As housing conditions slowly improve, buyers and sellers could be surprised by a different market than in recent years.

Inventories are down, prices are lower, interest rates are at record lows, and the “shadow” inventory of distressed homes is receding.

In other words, housing is stabilizing, and that counts as a vast improvement compared to the last five years. Depending on your point of view, housing could be at the beginning of a market rally, or it could continue to bump along with only modest gains in sales volume and prices.

The California Association of REALTORS® reported that the increase in home sales for November 2011 was the fifth consecutive month of year-to-year sales increases across the state. Not only were housing sales higher than the previous month, they were higher than the previous year.

Yet housing sales and prices remain below normal levels, largely due to factors outside of buyer demand. The lowering of temporary federally insured loan limits on Fannie Mae and Freddie Mac-bound loans impacted the sale of higher-end homes, particularly in high-cost areas such as Ventura, Orange County, Santa Barbara and other areas.

Fortunately, the higher loan limits have since been restored to \$729,500 in many areas, so sales figures going forward should illustrate why it's a good time to buy a home in Southern California.

In addition, many banks are facing lawsuits

and demands for restitution over fraudulent loans they sold to Fannie and Freddie. This explains the huge reluctance of banks to lend money to anyone except those with near or perfect credit and credit scores of 720 or above.

Despite such headwinds, pending sales climbed higher than a year ago, but the best news is that equity sales (homes not sold under distress of missed payments, foreclosures or short sales) rose to 55.1% of the market in November, up from 53.9% in October and 54.4% a year ago.

Another positive trend is that short sales were 21% of total sales, up from 19% a year ago. Banks are more willing to work with distressed sellers than take them through the foreclosure process.

According to Dataquick, Southern California home sales have increased for four consecutive months, less than the NAR's statewide average. It was a tale of two markets. While transaction volume rose 6.1% in November 2011 for homes priced under \$400,000, sales of \$500,000 and above fell nearly 16% from a year ago. Sales of homes \$800,000 and above fell 17.6%.

Investors – nearly 25% of Southland home buyers – and buyers are pouring into homes that can be purchased within conforming and conventional loan limits up to \$417,000, which could create a seller's market not so much by area, but by price range. The number of short sales that were purchased rose, while foreclosures declined, again a slight improvement toward shifting

inventories away from the domination of distressed homes as opposed to equity homes – those sold with no financial encumbrances by the seller.

These are the kinds of reports that are improving inventory levels, which will eventually lead to more stable prices.

So what does 2012 hold in store for buyers and sellers? At Prudential California Realty, we believe that the trends mentioned in this report will develop further in the directions they are already going:

- 1) The number of home sales will continue to rise;
- 2) Inventories will increase, mostly due to a rise in foreclosures, but they will be absorbed quickly in the affordable price ranges;
- 3) Distressed properties will make up half of all sales as more sellers sell short;
- 4) An improved short sale process will emerge to help more home owners avoid foreclosure; and
- 5) Foreign and domestic investors will buy 25% of homes.

In these market conditions, look for buyers of affordable homes to see their equity building faster in 2012, while high-end home buyers may obtain some of the best bargains in recent years.

Advice for buyers: Lenders are closely watching housing sales in every price range and may use appraisal algorithms

that adjust for the rate of declining prices. Buyers should carefully consider recent comparables when making offers for homes. That means that the home as well as the buyer must qualify for the borrower's loan. To learn more, contact your mortgage professional at HomeServices Lending.

Advice for sellers: For sellers of high-end homes, the number of people who would have purchased using a federally insured loan has dropped by about 14%. Cash buyers are kings, and may demand additional discounts. Carefully consider competing homes and prices when pricing your home for sale or negotiating

terms with a buyer. To learn more, confer with your Prudential California Realty sales professional.

SAN DIEGO COUNTY

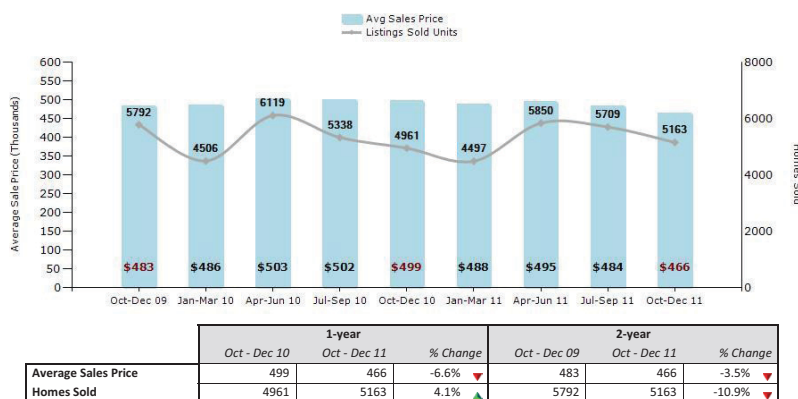
With prices several percentage points lower than a year ago, buyers are looking for bargains in San Diego County. In the three months ending December 31, 2011, both sales volume and prices were down over the previous period, creating greater affordability in 2012.

**A balanced market is widely accepted as having three to no more than six months of inventory on hand, with market conditions favorable to both buyers and sellers. A buyer's market is characterized by conditions such as high inventories, falling prices, concessions by sellers, and incentives among other indicators. A seller's market has low inventories of homes for sale, escalating prices, and keen competition between buyers, including multiple offers.*

***Small sample sizes and large or low sales volume in metrics such as Hot and Cold Zip Codes can skew statistics. Contact your Prudential California Realty sales professional for more information.*

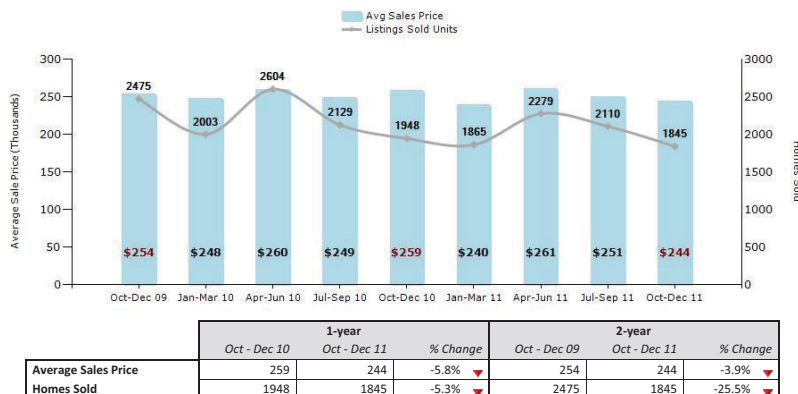
****Detached homes stand alone and share no common walls with any other neighboring home. Attached homes share at least one common wall with another home. The type of home ownership is determined by whether it is a condominium, townhome, duplex, co-operative or other.*

Detached Properties - Listings Sold 3 Months Ending December 31, 2011



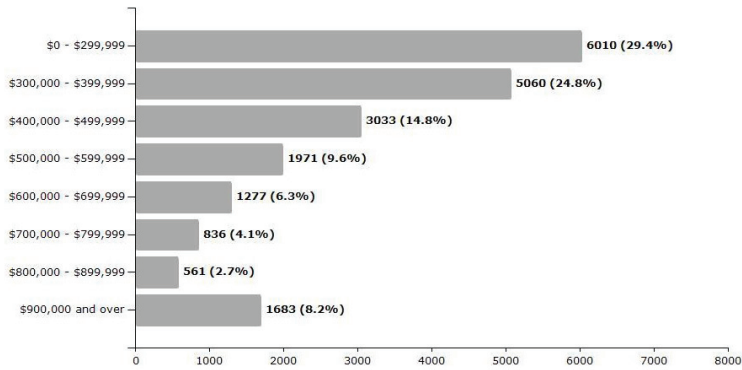
Following the year's peak for sales in April through June 2011, sales volume and prices both declined in detached homes through the remainder of the year.

Attached Properties - Listings Sold 3 Months Ending December 31, 2011



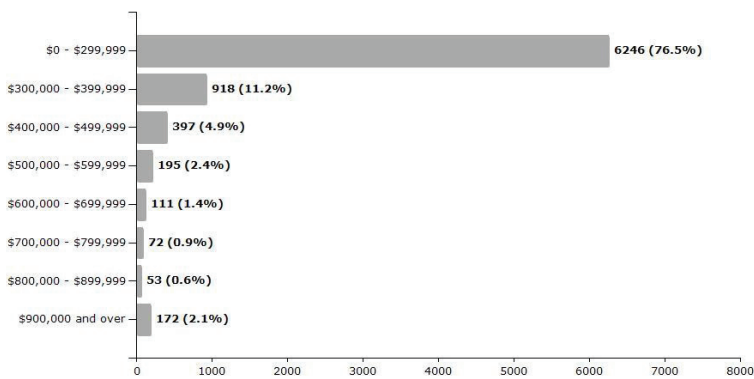
Following the year's peak for sales in April through June 2011, sales volume and prices both declined in attached homes through the end of the year.

Detached Properties - Listings Sold Units By Price Range



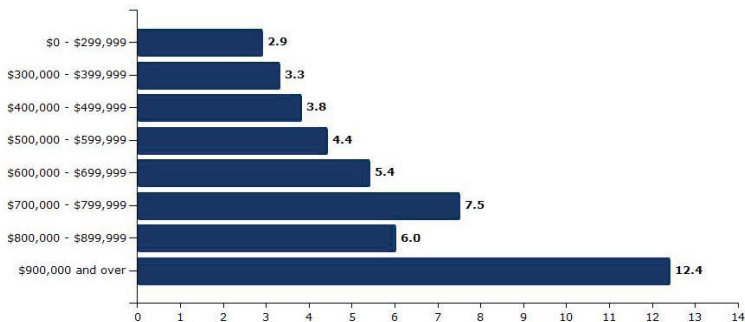
Over half the detached homes sold (54.2%) in the year ending June 30, 2011 were under \$400K.

Attached Properties - Listings Sold Units By Price Range



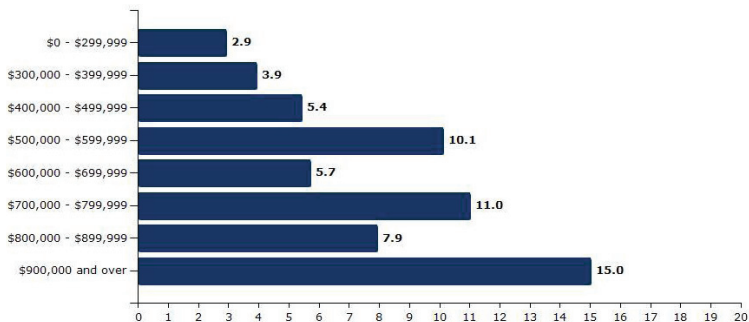
Over one-third (76.5%) of the attached homes sold between 7-1-2010 and 6-30-2011 were under \$300K.

Detached Properties - Inventory in Months' Supply



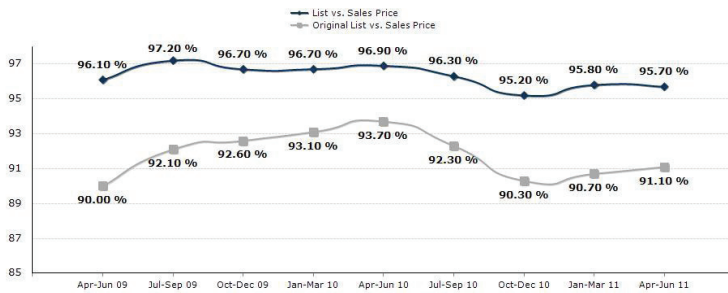
In June 2011, detached home inventories ranged from 2.9 to 12.4 months of supply. A balanced market is considered to have about six months of inventory on hand.

Attached Properties - Inventory in Months' Supply



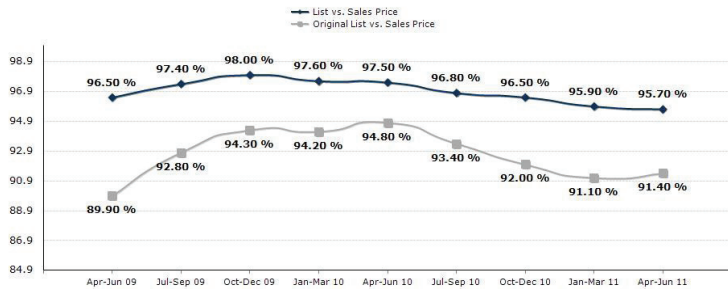
Attached home supplies in June 2011 were between 2.9 and 15 months on hand. A balanced market has about six months of inventory on hand.

Detached Properties - Sales Price Ratio



Sellers of single family homes are overpricing their homes when they first put them on the market. On average, sellers are receiving nearly 92% of the original list price and 96% of the most recently published price.

Attached Properties - Sales Price Ratio



Sellers of attached homes are overpricing their homes when they first put them on the market. On average, sellers are receiving nearly 92% of the original list price and 96% of the most recently published price.

Detached Properties - Hot & Cold Zip Codes By Average Sale Price

Property Zip	Current Quarters Apr. 2011 - Jun. 2011 Average Sale Price	Previous Quarters Jan. 2011 - Mar. 2011 Average Sale Price	% Average Sale Price Gain/Loss
Zip 92086 (Warner Springs)	\$233,983	\$76,000	207.9%
Zip 92003 (Bonsall)	\$619,117	\$461,098	34.3%
Zip 92054 (Oceanside)	\$510,464	\$391,975	30.2%
Zip 92091 (Rancho Santa Fe)	\$1,654,444	\$1,283,000	29%
Zip 92109 (Pacific Beach)	\$955,830	\$741,177	29%
Zip 92059 (Pala)	\$165,076	\$209,976	-21.4%
Zip 92060 (Palomar Mountain)	\$430,466	\$560,000	-23.1%
Zip 92008 (Carlsbad)	\$595,074	\$847,814	-29.8%
Zip 92101 (Downtown San Diego)	\$0	\$482,500	-100%
Zip 92036 (Julian)	\$0	\$305,000	-100%

For detached homes, Q2 2011 showed gains in five San Diego zip codes.

Attached Properties - Hot & Cold Zip Codes By Average Sale Price

Property Zip	Current Quarters Apr. 2011 - Jun. 2011 Average Sale Price	Previous Quarters Jan. 2011 - Mar. 2011 Average Sale Price	% Average Sale Price Gain/Loss
Zip 92113 (Logan Heights)	\$209,550	\$104,750	100%
Zip 92008 (Carlsbad)	\$513,147	\$281,142	82.5%
Zip 92106 (Point Loma)	\$380,200	\$225,333	68.7%
Zip 92054 (Oceanside)	\$500,950	\$347,942	44%
Zip 92007 (Cardiff)	\$431,500	\$302,275	42.8%
Zip 92061 (Pauma Valley)	\$395,000	\$545,000	-27.5%
Zip 92004 (Borrego Springs)	\$145,100	\$206,800	-29.8%
Zip 92065 (Ramona)	\$150,400	\$225,000	-33.2%
Zip 92114 (Encanto)	\$65,000	\$144,983	-55.2%
Zip 92091 (Rancho Santa Fe)	\$0	\$181,750	-100%

For attached homes, Q2 2011 showed gains in five San Diego zip codes.



With over 3,400 sales associates in 58 offices across Southern California and the Central Coast, Prudential California Realty is the name to trust when buying or selling a home. Our agents close more than \$12 billion in sales volume and well over 16,000 transactions each year. We also provide every aspect of domestic and international relocation to corporations around the world. As one of the top five brokerages in the nation and the largest affiliate in the Prudential Real Estate international network, we have the resources and connections to protect your interests and make sure your experience is a successful one.

Prudential California Realty is proud to be a member of HomeServices of America Inc., a Berkshire Hathaway affiliate. For more information, visit www.prudentialcal.com.