



E.10
CHARLIE SHEEHAN




I. FOLD THE TWO TOP EDGERS OF THE PAPER PLAN.



2. FOLD THE THESE TWO EDGERS INTO THE MIDDLE.

.



IT SHOULD LOOK LIKE THIS



3. FOLD THE SIDES DOWN SO IT LOOKS LIKE A PLANE



YOUR PLANE IS NOW READY TO FLY