



SAN DIEGO CHARGERS

2009 Season in Review



2009 Final Results

REGULAR SEASON (13-3)

Mon. Sept. 14	at Oakland	W	24-20
Sun. Sept. 20	BALTIMORE	L	26-31
Sun. Sept. 27	MIAMI	W	23-13
Sun. Oct. 4	at Pittsburgh	L	28-38
Sun. Oct. 11	Bye		
Mon. Oct. 19	DENVER	L	23-34
Sun. Oct. 25	at Kansas City	W	37-7
Sun. Nov. 1	OAKLAND	W	24-16
Sun. Nov. 8	at New York Giants	W	21-20
Sun. Nov. 15	PHILADELPHIA	W	31-23
Sun. Nov. 22	at Denver	W	32-3
Sun. Nov. 29	KANSAS CITY	W	43-14
Sun. Dec. 6	at Cleveland	W	30-23
Sun. Dec. 13	at Dallas	W	20-17
Sun. Dec. 20	CINCINNATI	W	27-24
Fri. Dec. 25	at Tennessee	W	42-17
Sun. Jan. 3	WASHINGTON	W	23-20

AFC Divisional Playoffs

Sun. Jan. 17	NEW YORK JETS	L	14-17
--------------	---------------	---	-------

Home games in CAPS.



Turner named USA Today's Coach of the Year

Norv Turner, NFL Coach of the Year by USA Today, has led the



Chargers to three-straight AFC West titles in his first three seasons as head coach. He's the first Chargers' coach to accomplish the feat and the first NFL coach to do so since Dallas' **Barry Switzer** (1994-96).

At 35-18 (.648), including playoffs, Turner has the highest winning percentage in franchise history. His 32-16 (.667) regular season mark also is the highest as is his 3-3 (.500) mark (tied) in the playoffs.

On Jan. 18, 2010, Chargers President **Dean Spanos** signed Turner to a three-year contract extension through the 2013 season.



Offensive fireworks

The Chargers ranked fourth in the NFL in scoring in 2009, averaging 28.4 points per game (454 total). It's the sixth year in a row that the Chargers have averaged 25-or-more points per game, including three-straight under **Norv Turner**. The last team to average that many points for six consecutive seasons was the Cleveland Browns (1950-55).



Several Chargers enjoyed career years in Turner's offense, including **Philip Rivers** (4,254 passing yards); **Vincent Jackson** (68 catches, 1,167 yards and nine touchdowns); **Antonio Gates** (1,157 yards receiving); **Malcom Floyd** (776 yards); **Darren Sproles** (840 combined rushing and receiving yards and seven combined touchdowns); **Legedu Naanee** (242 yards receiving and his first two career regular-season touchdown catches) and **Mike Tolbert** (340 combined rush and receiving yards and four touchdowns).



2010 opponents set

In 2010 the Chargers will play home games against Denver, Kansas City, Oakland, Jacksonville, Tennessee, Arizona, San Francisco and New England. The road schedule includes games at Denver, Kansas City, Oakland, Houston, Indianapolis, St. Louis, Seattle and Cincinnati.

For Immediate Release
Thursday, January 28, 2010
www.Chargers.com

The San Diego Chargers won 13 regular-season games in 2009, second-most in a season in team history. It included a franchise-best 7-1 mark on the road, 5-1 in AFC West games and 4-0 against the NFC East.

This was the Chargers' fourth season of 10-or-more wins since 2004. San Diego's 67 regular-season wins since '04 are third-most in the NFL, trailing only Indianapolis' 77 and New England's 73.



Streaking

The Chargers won 11 games in a row in 2009, tied for the second-longest (2006-07) streak in team history. And it was the third time in the last four years that the Bolts fashioned a winning streak of at least seven games. The Chargers have also won an NFL-record 18-straight games in the month of December, tied for the most-consecutive wins in any calendar month (Miami, November, 1970-74).



Start fast & score in the red zone

- During their 11-game win streak, the Chargers outscored opponents, 83-16, in the first quarter. For the season, the Chargers outscored opponents by 52 points in the first quarter (103-51), the third-highest first-quarter scoring disparity in the NFL. Only Philadelphia (64 points) and Green Bay (63) outscored their opponents by more points than the Chargers in the first quarter.
- Including playoffs, the Chargers scored on 39 of their last 42 red zone possessions (27 touchdowns and 12 field goals). One of the three when the team didn't score was taking a knee at the end of a win. In the regular season, the team scored on 56 of 63 red-zone possessions in 2009 (.889), tied for the third-highest scoring percentage in the NFL.



Championships begin in the division

The Chargers have won four-straight AFC West titles and five of the last six. For the fourth year in a row, the Bolts went 5-1 in division play. Since 2004, the Chargers are 28-8 (.778) in the AFC West, including 12-0 against Oakland, 7-5 against Denver and 9-3 against Kansas City.

The Chargers' 28 regular-season intra-division wins since 2004 are tied for the most in the NFL with New England and Indianapolis. Pittsburgh is third with 25. Since the NFL realigned the divisions in 2002, the Chargers are the only AFC West team to win consecutive titles.

San Diego's five division titles rank third in the NFL this decade behind only New England (seven) and Indianapolis (six).



Move the chains

The Chargers were one of the NFL's best at moving the chains in 2009. In 170 offensive possessions, the Chargers only had 28 drives end in three-and-out (16.5%). Their percentage was second in the NFL to Dallas, which went three-and-on just 15.6% of its possessions (28 of 179).



New England and Pittsburgh (16.9%) were third.

This was aided by the fact that the Chargers were one of the most disciplined teams in the NFL in '09. The Bolts were flagged just 78 times, their fewest ever in a 16-game season and tied for fourth-fewest in the league. And they gave up only 570 penalty yards, which was third-fewest in the league.



Lean on me

Philip Rivers will embark on the 2010 season with a streak of 13 consecutive games with a touchdown pass.



He was sensational during the team's 11-game winning streak in '09 as the team went from 3.5 games behind Denver to an AFC West title and the No. 2 seed in the AFC Playoffs. During that stretch, Rivers completed 69.0% of his passes (209 of 303) for 2,735 yards and a rating of 112.0 while throwing 21 touchdown passes and only six interceptions. His passer rating over those 11 weeks was the highest in the NFL and his completion percentage was third.

The team's starting quarterback since '06, Rivers has led the Chargers to four straight AFC West titles; a 20-4 mark in AFC West play; a career record of 49-22 (.690) as a starter (including playoffs); an even more impressive 28-8 (.778) record at Qualcomm Stadium, and an 18-0 record in the month of December.

Rivers is the team's career record-holder for regular-season completion percentage (63.1) and passer rating (95.8). And last Aug. 24, he signed a six-year contract extension thru 2015.



Passer-rating excellence

Philip Rivers ranked among the league's best in passer rating, posting the third-highest rating for the regular season (104.4). Four times - tied with **Brett Favre** for most in the NFL - Rivers posted a single-game passer rating of 130.0 or better. Rivers also led the NFL with four such games in 2008 and no quarterback in franchise history has ever had more than four 130.0-rated games in a season.



Ball security

A trademark of **Philip Rivers'** career has been ball security. This year was no exception as Rivers threw only nine regular-season interceptions in 486 passing plays. His interception percentage (.019) was sixth-lowest in the NFL. Twice during the season, he went four full games without throwing an interception (streaks of 143 and 118 passes).



With 64 regular-season starts under his belt, Rivers owns the NFL's longest streak to start a career of games started without throwing three or more interceptions. Hall of Fame quarterback **Joe Montana** had the longest previous streak (57 games).



Keeping good company

Philip Rivers, who passed for a career-high 4,254 yards in 2009, was one of just five NFL quarterbacks to pass for more than 4,000 yards, throw 25 or more touchdown passes and record a season passer rating of 100.0 or higher. The group included Rivers, **Drew Brees**, **Brett Favre**, **Aaron Rodgers** and **Ben Roethlisberger**. In the NFL in '09, there were league records set for 4,000-yard passers (10), QBs with 25 or more TDs (12) and those with ratings of 100.0+ (five).

Though not a career-high, Rivers' 28 touchdown passes in '09 were the fourth-most in a season in team history.

Jackson and Gates — a dynamic duo

Vincent Jackson (1,167 yards) and **Antonio Gates** (1,157) enjoyed



career seasons in 2009. They became the first Chargers receiving duo to top 1,000 yards since **Lionel James** (1,027) and **Wes Chandler** (1,199) in 1985, and Jackson became the first Charger to post consecutive 1,000-yard seasons since **Tony Martin** (1995-96). And their 2,324 combined yards were the most by two Chargers since **Kellen Winslow** and **John Jefferson** combined for 2,630 in 1980.

As a team, the Chargers led the NFL in yards per catch (13.3) and completions of 20+ yards (67). Both Jackson and **Malcom Floyd** ranked second in the league with an astounding 17.2 ypc avg. (min. 45 rec.), while Gates led all tight ends with a 14.6 avg. Jackson (18.6 ypc in 2008) is the only NFL receiver to average over 17.0 ypc each of the last two seasons.



Offensive line sets the tone

During the Chargers' 11-game win streak to close out the regular season, the offensive line had its best games.

Featuring starters **Marcus McNeill**, **Kris Dielman**, **Nick Hardwick**, **Louis Vasquez** and **Brandyn Dombrowski**, the offensive line allowed just 11 sacks in the last 347 pass plays and just six in the last seven games.



By contrast, over the first five weeks of the season when the team battled injuries and fought to a 2-3 start, the Bolts gave up 15 sacks and didn't generate a single 100-yard rushing game.

Hardwick, the Chargers' stalwart center and a Pro Bowler in '06, returned to action on Christmas night in Tennessee, his first game action since the Sept. 14 season opener in Oakland where he sustained an ankle injury. He played nearly the entire game on Dec. 25 as the Chargers rushed for 166 yards, their second-highest total of the season, and allowed only one sack in 28 passing plays.



In Hardwick's absence, **Scott Mrczkowski** played the finest football of his career while anchoring the offensive line. However he suffered a season-ending ankle injury late in the Chargers' Dec. 20 win at home against Cincinnati. It should also be noted that **Jeromey Clary** started the first 10 games at right tackle before an ankle injury prematurely ended his season Nov. 22 in Denver.



Tomlinson's day of reckoning

LaDainian Tomlinson had a day to remember on Nov. 6 in Cleveland.



Less than a one-hour drive from the Pro Football Hall of Fame, this future HOFer put his personal stamp on history at Cleveland Browns Stadium. First, Tomlinson scored his 150th career touchdown, becoming the fastest in NFL history to do so. And later in the game, he passed Cleveland Browns Hall of Famer, **Jim Brown**, for eighth place on the NFL's all-time rushing list. After the carry that lofted him into eighth place, Tomlinson paid tribute to Brown who was in attendance at the game, and after the game, Brown visited Tomlinson in the Chargers' locker room to congratulate him on the feat and his career.

With 12,490 yards, Tomlinson ranks eighth on the NFL's all-time rushing list. **Tony Dorsett** (12,739) is seventh.

From 2000-09, Tomlinson set NFL marks for a decade for rushing yards (12,490), rushing touchdowns (138) and total TDs (153).

Sackmasters

Led by **Shaun Phillips'** seven sacks, Chargers linebackers accounted for 20.5 of the team's 34 individual sacks this season. Phillips, who recorded all seven of his sacks during the Chargers' 11-game win streak, led the NFL with seven forced fumbles on the year, collecting his seventh in the Chargers' Christmas night win in Tennessee.



San Diego's Ironman

Inside linebacker **Stephen Cooper** was the Chargers' Ironman in 2009, leading the team in tackles (119) for the third-consecutive season. He also played the most snaps (940) of any player on the team. Defensive stats are also compiled by the coaching staff where Cooper also led the team with 136 tackles in 2008 and a career-high 179 in '07.



Merriman brings the heat

Though his individual sack and tackle totals were down this season as teams opted to run away from him, outside linebacker **Shawne Merriman** found other ways to disrupt opponents' offenses. Merriman led the team with 20 quarterback pressures to go along with 46 tackles and four sacks. Defensive end **Luis Castillo**, another disruptive force, ranked second with 16 pressures. The pressures caused by Merriman and Castillo helped 16 different players record quarterback sacks this season.



Protectors

The Chargers only turned over the ball 17 times in 2009, second-fewest in the NFL. And the Chargers' defense made sure that those turnovers didn't hurt the team. The 44 total points allowed by the Bolts' defense following turnovers was tied with New England for the second-fewest points allowed following turnovers in 2009. Only Baltimore (26) allowed fewer points after TOs than the Chargers and Patriots.



Whereas San Diego's offense scored 15 touchdowns and three field goals following its 25 takeaways, the Bolts defense allowed only four touchdowns and five field goals all season following turnovers.



Takeaways lead to touchdowns

During their Christmas night win in Tennessee that clinched the No. 2 seed in the AFC Playoffs, the Chargers scored 21 points off three Titans turnovers, their second-most points of the season off takeaways. **Brandon Siler** (right) and **Eric Weddle** had interceptions, while **Shaun Phillips** recorded his NFL-leading seventh forced fumble.



The Bolts finished the regular season on a nice run, scoring touchdowns following 11 of their last 15 takeaways, including a blocked punt recovered for a TD in their Oct. 25 game at Kansas City.



Nate The Great

Nate Kaeding made the AFC Pro Bowl squad in 2009 after going 32 of 35 (.914), a new franchise single-season high for field goal percentage. He finished the season with 146 points, a new franchise kick-scoring record, and made a personal-best 20 in a row to close out the regular season. His conversion percentage for the season (.914) was ranked fourth among kickers who attempted 15-or-more FGs in '09.



Kaeding closed out the regular-season having hit an NFL record 69-straight field goals of 40-yards-or-less.

The highlight of Kaeding's season took place on Dec. 20 against Cincinnati when he hit a 52-yard field goal with just three seconds left to guide the Chargers to a 27-24 victory over the Bengals. It was his first-ever game winning kick as a Charger.

Coincidentally, that field goal was also the 147th of his career, vaulting him past **Rolf Benirschke** (146) and into second place on the team's all-time field goals list. And it was Kaeding's 17th consecutive made field goal, which set a new career-high and became the team's third-longest streak of consecutive made FGs.

With an 87.2% career field goal conversion rate in the regular season (150-of-172), Kaeding is the NFL's most accurate kicker all-time.



A winning formula

Eight times in 2009, the Chargers defense combined for more sacks takeaways than the offense allowed. In those eight games, the Chargers were 8-0 and outscored their opponents by 144 points. In games when that ratio was even, the Chargers were 1-1 and both games were decided by 10 points. In games when there was a negative ratio, the Bolts were 4-3. Those four wins came by a total of 13 points and the three losses were by a total of 19 points.



Honors and Awards

Philip Rivers - Pro Bowl, NFL Most Valuable Player (*Dallas Morning News*), AFC Offensive Player of the Month (December), Chargers Most Valuable Player

Nate Kaeding — Pro Bowl, Associated Press first-team All-Pro, All-NFL (PFW/PFWA & *Dallas Morning News*), AFC Special Teams Player of the Week (Week 17)

Antonio Gates — Pro Bowl, Associated Press second-team All-Pro, Chargers co-Offensive Player of the Year

Kris Dielman — Pro Bowl, Associated Press second-team All-Pro, All-NFL (*Dallas Morning News*)

Kassim Osgood — Pro Bowl, All-NFL (PFW/PFWA), Chargers Special Teams Player of the Year

Darren Sproles — Pro Bowl first-alternate, All-Joe (*USA Today*)

Marcus McNeill — Pro Bowl third-alternate, Chargers Lineman of the Year

Vincent Jackson — Pro Bowl third-alternate (added to team), Chargers co-Offensive Player of the Year

Antonio Cromartie — Pro Bowl third-alternate

Mike Scifres — Pro Bowl third-alternate, All-Joe (*USA Today*)

Louis Vasquez — All-Rookie (PFW/PFWA)

Quentin Jammer — All-Joe (*USA Today*), Chargers co-Defensive Player of the Year

Shaun Phillips — Chargers co-Defensive Player of the Year

Stephen Cooper — Chargers Most Inspirational Player



Highlights from Week 1 at Oakland



- The Chargers rallied from a 20-17 fourth-quarter deficit with 2:30 remaining to win the game, 24-20, on a five-yard touchdown run by **Darren Sproles** with 18 seconds left in the game.
- Sproles finished the night with 246 all-purpose yards, including kickoff returns of 66 and 59 yards.
- **Philip Rivers** engineered the game-winning drive, leading the Chargers 89 yards in nine plays after taking over with 2:30 remaining in the fourth quarter. He completed 6-of-7 for 79 yards on the game winning drive. It was Rivers 10th-career fourth-quarter come-from-behind victory.
- Rivers actually led two fourth-quarter drives against the Raiders, both resulting in touchdowns. He capped the first with a 15-yard touchdown pass to **Vincent Jackson**, during which he went 4-for-5 for 65 yards, including a 10-yarder to **Antonio Gates** on 3rd-and-3 and a 15-yarder to Sproles on 3rd-and-12. Rivers' fourth-quarter passer rating against the Raiders was an outstanding 144.4.
- **Quentin Jammer** had an interception on the game's opening series and later capped a second-quarter three-and-out with an open field passed defended on third down.
- **Stephen Cooper** set up the Chargers' first touchdown — a second-quarter one-yard run by **LT** — with a tackle, forced fumble and fumble recovery against **Darren McFadden** just one play after tackling him in the backfield for a two-yard loss.
- Gates also had a hand in the LT touchdown drive as his 24-yard catch to the one on a 3rd-and-12 set up the score.
- **Antoine Cason** sealed the win with an interception.



Highlights from Week 2 vs. Baltimore

- **Philip Rivers** passed for a career-high 436 yards in a 31-26 loss to the Ravens, tying **Dan Fouts**, for the fourth-most prolific passing game in team history. Fouts was in the broadcast booth at Qualcomm Stadium, working as an analyst for CBS.
- Included in Rivers' day was a career-long 81-yard touchdown pass to **Darren Sproles** in the first quarter that tied for the ninth-longest pass play in team history.
- Sproles finished the day with 278 all-purpose yards – 26 rushing, 124 receiving and 128 on kickoff returns. It was the ninth-best all-purpose yardage day in team history and it was his ninth-career 200-yard game.
- Sproles' 124 yards receiving were a career-high and the effort marked his first-ever 100-yard receiving game.
- **Vincent Jackson** had the second-best receiving day of his career with 141 yards, including a 35-yard touchdown catch late in the third quarter on a 3rd-and-18. Early in the game, Jackson's nine-yard catch from the Bolts' own three on a 3rd-and-8, kept the drive alive which ended with the 81-yard Rivers-to-Sproles TD.
- Besides Sproles and Jackson, **Malcom Floyd** (45 yards) and **Antonio Gates** (37) both had catches longer than 35 yards on Charger field goal drives. Jackson had a second long catch too, hauling in a 38-yarder on the Bolts' final drive of the game.
- Fullback **Mike Tolbert** delivered a crushing blow while covering a late third-quarter kickoff following Jackson's touchdown. That same drive would end a number of plays later when **Shawne Merriman** pressured the Ravens' **Joe Flacco**, whose pass was intercepted by **Antoine Cason** for his second pick in as many weeks.



- **Luis Castillo's** nine-yard sack late in the fourth quarter helped force a field goal that kept the Ravens within five and set up San Diego's offense with a chance to put together a game-winning touchdown drive.



Highlights from Week 3 vs. Miami

- The Chargers improved to 2-1 with a 23-13 win at Qualcomm Stadium.
- **Philip Rivers** passed for 303 yards, completing his two longest passes of the day to **Vincent Jackson** (55 yards) and **Malcom Floyd** (47). Jackson led the team with 120 yards receiving for his first-career consecutive 100-yard games.
- Linebacker **Shaun Phillips** made a key play early in the game. When Miami fumbled a snap at the one-yard line on their first series of the game, guard **Justin Smiley** had a chance to recover the ball in the end zone for a touchdown, but Phillips made a heads up play, shoving Smiley out of bounds before he could secure possession, resulting in a touchback for the Chargers instead of a touchdown for the Dolphins.
- Late in the first half after the Chargers only turnover of the game, **Luis Castillo** and **Ogemdi Nwagbuo** helped hold Miami to a game-tying field goal (3-3) instead of a go-ahead touchdown. On 1st-and-goal at the five, Castillo stopped Ronnie Brown for a three-yard TFL. And on 3rd-and-goal, Nwagbuo stopped Brown for a two-yard loss.
- Linebacker **Shawne Merriman** sat out the second half after re-aggravating a groin strain. **Larry English** filled in for Merriman and his third-down pass defended on the second play of the fourth quarter set up the field goal drive that allowed the Chargers to stretch their lead to seven points.
- **Eric Weddle** had his first-career interception return for a touchdown (31 yards). That score gave San Diego a 23-6 lead.
- Linebacker **Kevin Burnett** had a season-high 14 tackles to pace the Chargers' defense. Early in the third quarter, he ended Miami's first drive with a third-down pass defended and then had a six-yard sack, his first of the season, on Miami's next possession.



Highlights from Week 4 at Pittsburgh

- The Chargers rallied from a 28-0 deficit and nearly defeated the Steelers, falling by a 38-28 score.
- **Antonio Gates** had his first 100-yard effort of the season with 124 yards, while also scoring his first two touchdowns of 2009 with catches of three and 30 yards. Gates caught the first touchdown on a 3rd-and-goal, and during the drive had catches of 26 yards on a 3rd-and-8 and 16 yards on a 3rd-and-15. He went over the 100-yard mark on his second TD catch. Gates also set up the Chargers' third TD by drawing a 26-yard pass interference penalty.
- **Chris Chambers** caught the other touchdown pass, also his first score of '09, while **Philip Rivers** threw all three TD passes without tossing any interceptions.
- **Jacob Hester** brought the Chargers to within 28-14 by stripping Steelers' return man **Stefan Logan** and returning it 41 yards for a score.
- After Gates' second touchdown brought the Chargers to within 14 points again at 35-21, **Tim Dobbins** recovered an onside kick, setting up the Chambers TD that cut the deficit to seven.
- Dobbins also had a sack and a tackle for loss against the Steelers.



Highlights from Week 5 vs. Denver



• The Chargers led 20-17 at the half on the strength of **Vincent Jackson's** second touchdown catch of the season (three yards) and **Darren Sproles'** 77-yard punt return for a touchdown.



- Special teamers **Brandon Siler** and **Mike Tolbert** threw key blocks to spring Sproles loose on the punt return TD, including Tolbert's toppling of Broncos punter **Brett Kern**.
- Denver's **Eddie Royal** returned a punt and a kickoff for a touchdown. The team's three combined return TDs in a single game tied the NFL record for a game. The other teams to do so were Baltimore-Minnesota (1998), New Orleans-Los Angeles Rams (1994) and Philadelphia-Dallas (1966).
- **Nate Kaeding** added to the Chargers' advantage in the third quarter with a season-long 50-yard field goal.
- Four Chargers, including **Antonio Gates** (21 yards), **Malcom Floyd** (20), **LaDainian Tomlinson** (25) and Tolbert (22) had catches of 20-yards-or-longer in the game.
- **Larry English** had his second sack of the season and **Antonio Cromartie** led the defense with two passes defended.
- Denver won the game, 34-23.



Highlights from Week 6 at Kansas City

- The Chargers dominate in all three phases and soundly defeat the Chiefs, 37-7, on a rainy day in Kansas City.



• **Vincent Jackson** catches a 10-yard touchdown pass in the first quarter and finishes the first half with a franchise-record 142 yards. His 12-yard catch on a 3rd-and-6 play helps keep the touchdown drive alive. Jackson has two 51-yard catches in the second quarter to become the first NFL player with two 50-yard catches in a quarter since 2006. His first comes on a 3rd-and-8, and his second on a 3rd-and-9.

- **Philip Rivers** posts a season-high passer rating of 122.6, throwing for 268 yards and three touchdowns, the 86th-88th of his career, giving him sole possession of third place on the team's career touchdown passes list. Rivers throws a three-yarder to **Malcom Floyd** and a 58-yarder to **Darren Sproles**, both on third-down plays. Jackson's hard sell of a slant gets the Chiefs' defense to bite and leaves Sproles wide open on the touchdown pass.



- The Chargers hang 14 points on the scoreboard in the first quarter for the first time since Dec. 16, 2007 vs. Detroit.
- **LaDainian Tomlinson** had a season-long 36-yard run to ignite the first touchdown drive of the afternoon.



• The offensive line has its finest performance of the season, blocking for a 135-yard rushing day and not allowing a sack in 30 passing plays.

- San Diego's defense recorded its first halftime shutout since Dec. 24, 2007 vs. Denver

- **Eric Weddle's** first sack of the season contributes to a K.C. drive in the first quarter ending on downs. Weddle then ends K.C.'s next drive with a pass defended deep down the right sideline on third down.



- **Steve Gregory's** first-career sack on 3rd-and-8 ends a second-quarter Chiefs drive. In the fourth quarter, Gregory's interception deep in Chiefs territory leads to a **Nate Kaeding** field goal and a 30-7 lead. Gregory's interception is one of three in the second half. Late in the third quarter, **Tim Dobbins** and **Paul Oliver** intercept passes on successive drives. It's both players' second-career interceptions. **Jacques Cesaire's** hit on Chiefs' QB **Matt Cassel** causes the Oliver INT.

- **Shaun Phillips** turns in a huge fourth quarter. He has a six-yard

sack on the first play of the quarter and two plays later, his hit on Cassel leads to the Gregory interception. Phillips added a one-yard sack on Kansas City's next possession.

- **Brandon Siler** has a huge day on special teams with a season-high four tackles.
- **Jacob Hester** lands the final blow, blocking a **Dustin Colquitt** punt and recovering it in the end zone for a score. It's the Chargers' first punt block for a touchdown in more than 10 years (Sept. 26, 1999 vs. Indianapolis).
- Punter **Mike Scifres** had his best-ever kicking day at Arrowhead Stadium. He averaged 49.0 yards on four punts, forcing three fair catches and allowing just one return for a net performance of 44.8 yards per attempt.



Highlights from Week 7 vs. Oakland

- The Chargers improved to 4-3 and picked up their 13th-straight win over the Raiders in a 24-16 victory.

- **Antonio Cromartie** had his first interception of the season and first since Sept. 22, 2008 against the New York Jets.

- On the ensuing possession, **Malcom Floyd** caught a game-long 53-yard pass and **LaDainian Tomlinson** scored on a six-yard run out of the wildcat formation to give the Bolts a 7-0 lead.



• **Philip Rivers'** streak of 143 passes in a row without an interception was halted by Oakland's **Chris Johnson** off a tipped pass. It was Rivers' first INT since Sept. 20, more than four games, and it was his only mistake on a day in which he completed 16-of-25 (.640) for 249 yards and a TD.



• **Vincent Jackson** capped a 12-play drive with an eight-yard touchdown catch on a third-and-four play, one of three third-down catches on the drive. Rivers completed 6-of-6 for 64 yards on the drive and Jackson caught five of the six for 59 yards. Jackson finished the day with a game-high 103 yards receiving.

- Tomlinson scored his second touchdown of the game in the second quarter on a 10-yard run and while doing so, surpassed 12,000 rushing yards for his career. **Antonio Gates** made the big play during the drive with a 30-yard catch on a 3rd-and-4. Tomlinson became the fourth-fastest player in NFL history (132 games) to reach 12k.



- **Nate Kaeding** closed out the half with a touchdown-saving tackle during an Oakland kickoff return. It led to a field goal, but the Chargers held a 21-10 lead at the half.

- At the half, Rivers had outperformed Oakland's **JaMarcus Russell** in passer rating, 113.2 to 16.7. Rivers was 12-of-15 for 189 yards with the TD and the INT in the half. Russell was just 4-of-8 for 24 yards and the Cromartie INT.



• **Steve Gregory** had an eight-yard sack on a 3rd-and-10 in the third quarter to force an Oakland punt. It was Gregory's second consecutive game with a sack.

- Leading 24-16 late in the fourth quarter, **Shaun Phillips** and **Shawne Merriman** helped put away the game with sacks of 13 and three yards, respectively, on the Raiders' last drive of the game. Each finished the day with two sacks.



Highlights from Week 8 at the New York Giants

- **Philip Rivers** matched his season-high with three touchdown passes, two of which went to **Vincent Jackson**, including a game-winning 18-yarder with 21 seconds to play that gave the Chargers a 21-20 victory. It was Rivers' 11th-career fourth-quarter game-winning touchdown drive.
- Rivers' game-winning drive started with 2:05 left in the fourth quarter and covered eight plays, 80 yards and 1:46.
 - Jackson set up his first touchdown, a 10-yarder, with a 16-yard catch followed by a 19-yarder on a 3rd-and-10. It marked his career-best fourth-straight game with a TD catch.
- **Shawne Merriman** had two sacks in the fourth quarter, an eight yarder on a third-down play to force a punt and an 11-yarder on what proved to be the final play of the game.
- **Jacob Hester** made a huge play late in the game, preventing an interception return touchdown by the Giants' **Terrell Thomas** that would've put the Chargers in a 10-point hole. Instead, San Diego's defense held the Giants to a field goal and set up the game-winning touchdown drive.
- **Kris Wilson** caught his first touchdown pass since 2007 and his first as a Charger. Jackson helped set up the Wilson TD, drawing a 29-yard pass interference penalty in the end zone, giving San Diego a 1st-and-goal at the one. Jackson actually drew two penalties on the play, but the one the Bolts accepted was the PI in the end zone.
- Defensive end **Alfonso Boone** had one of his best games of the season with a sack and two quarterback pressures. Fellow DE **Jacques Cesaire** had his first sack of the season, this QB pressure and matched his season high with six stops, including two crucial tackles on 2nd and 3rd down to force a New York field goal try after the Thomas interception.
- Safety **Kevin Ellison** racked up a season-high 10 tackles. A third-down pass breakup in the first quarter forced a punt and helped set up the Bolts' first TD of the game.
- **Nate Kaeding** actually scored the game-winning point on a PAT, his 244th consecutive.
- Making his first-ever NFL start, linebacker **Brandon Siler** had 10 tackles, including one for a loss.



Highlights from Week 9 vs. Philadelphia

- The Chargers took advantage of two **LaDainian Tomlinson** touchdown runs and two **Philip Rivers** touchdown passes and defeated the Philadelphia Eagles, 31-23, in front of the third-largest crowd ever at Qualcomm Stadium (68,789).
- Rivers completed a career-high 80.0% of his passes and posted a season-high 131.8 passer rating.
- **Kevin Burnett**, who had a team-high 10 tackles, set up the Chargers' first TD of the game by ending a Philadelphia three-and-out with a one-yard TFL on third down. The touchdown was a 20-yard catch by **Mike Tolbert**, his first of the season. Burnett also made a strong showing in the second quarter with first and third-down stops on goal-to-go plays from the one, which forced a Philadelphia field goal try.
- Tomlinson gave the Chargers a 14-0 lead with a three-yard TD run out of the "Wild Charger" formation. In the third quarter, he helped stretch the lead to 21-6 on a 20-yard scoring run. During the afternoon, he moved past **Thurman Thomas** and **Franco Harris** and into 12th place on



the NFL's all-time rushing touchdowns list, actually passing Harris on his second TD run. The touchdowns were also the 145th and 146th of his career, moving him past **Marcus Allen** and into third place on the NFL's all-time TDs list.

- **Legedu Naanee** caught a 20-yard TD pass in the third quarter. It was also his first TD of the season. After the touchdown, Naanee presented the ball to one of the Charger Girls, a gesture he made in honor of former college teammate **Ian Johnson**.
- Late in the fourth quarter, Rivers engineered a 12-play, 66-yard, 6:42 field goal drive that gave the Chargers an eight point lead with just 30 seconds remaining. During that drive, **Antonio Gates**, who led the squad with seven catches, had a 17-yarder on a 3rd-and-6, while Naanee had an 18-yarder on a 3rd-and-2.
- **Brandon Siler** and **Paul Oliver** each recorded the first sacks of their careers. **Antonio Cromartie** closed out the game with an interception on the Eagles' last-ditch "Hail Mary."



Highlights from Week 10 at Denver

- The Chargers defeated the Broncos 32-3 at Invesco Field to improve to 7-3 and take sole possession of first place in the AFC West.
- **Nate Kaeding** had a season-high-tying four field goals, including a season-long 47-yarder.
- **Steve Gregory** had a big day defensively with two fumble recoveries, including one in the end zone for a touchback, and a team-leading and season-high three passes defended.
- Gregory recovered his first fumble after a **Shaun Phillips** sack and forced fumble against **Chris Simms** and the Chargers scored a touchdown on the ensuing possession for a 7-0 lead. His second fumble recovery came in the end zone as Denver was driving for a score and looking to cut into the Chargers' 13-0 lead. In the third quarter with the Chargers still leading by the same score, Gregory's pass breakup at the goal line helped hold Denver to a field goal for their only points in the game.
- The Chargers' offensive line did not allow a sack in 22 pass plays and opened holes for a season-high 203 yards rushing.
- **Legedu Naanee** had his second touchdown catch in as many games, while **Mike Tolbert** scored his first-career rushing touchdown on an eight-yard run in the fourth quarter. Naanee also had a key recovery of an onside kick the Broncos attempted after kicking a field goal that made the score 13-3. The Chargers converted Naanee's recovery into a touchdown and a 20-3 lead.
- **Antonio Cromartie** closed out the first half with his team-leading third interception of the season.
- **Philip Rivers** completed 77.3%, going 17-for-22, including a stretch of 12-straight completions between the first and third quarters.
- **Kevin Burnett** had a career-high one-and-a-half sacks.





Highlights from Week 11 vs. Kansas City

- The Chargers converted four Kansas City turnovers into 28 points and won 43-14 on a day when the Bolts honored the 50 Greatest Chargers of All-Time. The Chargers' point total was a season high and it was the most-points scored by the Bolts against the Chiefs since 1967.
- **Philip Rivers** completed 75.0% of his passes, going 21-of-28 for 317 yards with two TDs and a season-high rating of 135.6.
- **Antonio Gates** caught touchdown passes of 19 and 15 yards en route to a season-high 118 yards receiving. The






TDs were the 54th and 55th of his career, moving him into third place for the most TD catches by a tight end.

- **Quentin Jammer** forced two turnovers, an interception and a fumble, both of which resulted in Gates touchdown catches on the ensuing possession and contributed to 14 of the Chargers' first 21 points. **Ogemdi Nwagbuo** should get an assist on the Jammer interception as he tipped the pass at the line of scrimmage.
- **Paul Oliver** returned a **Matt Cassel** fumble 40 yards for his first-career touchdown.
- **LaDainian Tomlinson** rushed for 39 yards and moved into 10th place on the NFL's all-time rushing list. Tomlinson also scored two touchdowns against the Chiefs, the 148th and 149th of his career. 
- **Malcom Floyd** set up Tomlinson's first-touchdown with a season-long 53-yard catch to the one.
- **Nate Kaeding** hit a 55-yard field goal, his longest-ever field goal at Qualcomm Stadium.
- The Chargers offensive line didn't allow any sacks in 28 passing plays.
- Though not credited with an official sack, **Tim Dobbins** forced a Cassel intentional grounding penalty in the end zone which resulted in a safety. 



Highlights from Week 12 at Cleveland



- **Philip Rivers** passed for 373 yards and two touchdowns in the Chargers' 30-23 win over the Cleveland Browns. 
- **Mike Tolbert** caught a career-long 66-yard touchdown pass to give the Chargers a 10-7 lead and **Darren Sproles** caught a 31-yarder for a 20-7 lead.
- **Stephen Cooper** made a key play early on. With Cleveland leading 7-3 and driving for an apparent score, Cooper broke up a third-down pass deep in Chargers territory to force a 43-yard field goal try. The Browns FGA went wide right and on the very next play, Tolbert caught the touchdown for a 10-7 lead the Chargers would hold on to for the rest of the night.
- Right after the Tolbert TD, **Shaun Phillips** ended Cleveland's next drive with a sack and forced fumble, and **Jacques Cesaire** recovered.
- **Nate Kaeding** went 3-for-3 on field goals with kicks of 32, 42 and 22 to extend his streak of consecutive made FGs of 40-yard-or-less to 58.
- **Legedu Naanee** threw and completed his first-career NFL pass, hooking up with **LaDainian Tomlinson** on a 21-yard completion on a double-pass play.
- Tomlinson scored his 150th career TD on a four-yard run in the second quarter. The drive was set up by catches of 56  and 18 yards by **Antonio Gates**, who finished the night with a career-high 167 yards on eight catches. The Browns game was Tomlinson's 137th of his career, making him the NFL's fastest player to score 150 career TDs. 
- Tomlinson rushed for 64 yards against the Browns to pass **Marshall Faulk** and **Jim Brown** and move into eighth place on the NFL's all-time rushing list. Tomlinson also recovered an onside kick late in the fourth quarter that allowed the Chargers to kill the clock and close out the victory.
- **Marques Harris** had his first sack of the season for a four-yard loss. It contributed to a Cleveland three-and-out in the second quarter.
- **Brandyn Dombrowski** made his first-career road start at right tackle. When left tackle **Marcus McNeill** went down with an injury in the third quarter, Dombrowski slid over to left tackle and **Jon Runyan** made his Charger debut at right tackle. On their first play from scrimmage, Sproles scored on the 31-yarder. Dombrowski had a key block on the play, as did Runyan, who pancaked the Browns defender on the play.

Highlights from Week 13 at Dallas

- In front of the biggest crowd they've seen this season (90,552), the Chargers shock Dallas, 20-17, at Cowboys Stadium.
- History is made as Waco native **LaDainian Tomlinson** scores a  touchdown on the Chargers' opening drive of the game from one-yard out. It's Tomlinson's 10th rushing touchdown of the season and his 136th of the decade. He's the only player in NFL history to rush for 10-or-more in nine straight seasons and he ties former Cowboy **Emmitt Smith** for the most TDs scored in a single decade.
- **Malcom Floyd** plays a key role in the touchdown drive with a 24-yard catch on 3rd-and-12, and then by drawing a 38-yard pass interference penalty just three plays later.
 - **Brandon Siler's** 10-yard sack sets up a **Nate Kaeding** field goal that gives the Chargers a 10-3 lead. That drive is aided by a 33-yard catch by **Vincent Jackson** on 3rd-and-8 and a seven-yarder by Floyd on 3rd-and-6. 
- One series later, Siler plays a key role in a goal-line stand with stops at the one on first and fourth-down, while fellow linebacker **Tim Dobbins** makes stops on second and third-down. A touchdown would've allowed Dallas to tie the game at 10-10.
- Rookie **C.J. Spillman** comes up with a third-down pass defended late in the second quarter. It forces a 42-yard field goal try by the Cowboys, which goes wide left and preserves San Diego's 10-3 lead at the half.
- After the Chargers' only two drives of the third quarter stall inside of Dallas territory, **Mike Scifres** buries consecutive punts that are downed at the four and one-yard lines. **Kassim Osgood** does a great job of getting downfield to down both.
- **Philip Rivers** and the offense answer a 99-yard game-tying touchdown drive by Dallas with one of their own, going 75 yards in eight plays. Rivers hits **Antonio Gates** from 14 yards out for his 100th career TD pass  and becomes the eighth-fastest player (tied) in NFL history to the milestone. The key play on the drive is a 39-yard catch by Jackson on a 3rd-and-12. 
- After a defensive three-and-out featuring a tackle and forced fumble by **Stephen Cooper** that results in a loss of five yards; a pass break up by Cooper, and another by **Antonio Cromartie**, the Chargers offense eats up 7:17 off the clock and puts the game out of reach with a 15-play, 73 yard field-goal drive. Jackson again makes the key play, a 21-yard catch that gives him a game-high 120 yards on the day.



Highlights from Week 14 vs. Cincinnati

- **Nate Kaeding's** 52-yard field goal with three seconds left in the  fourth quarter lifts the Chargers to a 27-24 win over the Cincinnati Bengals and by virtue of Denver's loss to Oakland just a short time later, the Chargers clinch their fourth-straight AFC West title.
 - **Philip Rivers** led the game-winning touchdown drive, steering the team 46 yards in six plays in 51 seconds to cap off a 308-yard, three-touchdown day for San Diego's starting signal-caller.
- Rivers tossed two touchdown passes to **Vincent Jackson** (21 and  34 yards) and another to **Antonio Gates** (three yards) on the game's opening series. **Darren Sproles** ignited that game-opening score with a 45-yard kickoff return, his longest since Sept. 20.
- After a rare Rivers interception, defensive linemen **Alfonso Boone** and **Travis Johnson** came up huge in a three-and-out. Boone collected an 11-yard sack and forced fumble on first down and John-

son a three-yard tackle for loss on second. It forced a punt and on the ensuing possession, Jackson caught his first touchdown to give the Chargers a 14-10 lead.

- Jackson surpassed 1,000 yards for the season on his first TD catch and Rivers was 6-of-7 for 68 yards and the TD on the drive.
- **Quentin Jammer** had a huge day defensively. His third-quarter interception of a pass intended for **Chad Ochocinco** led to Jackson's second touchdown catch two plays later that gave the Chargers a 21-13 lead. Prior to that at the end of the first half, Jammer broke up consecutive passes near the goal line on second and third-down to force a field goal try that allowed the Chargers to take a 14-13 lead into the locker room at the half.



Highlights from Week 15 at Tennessee

- The Chargers scored touchdowns off three Tennessee turnovers and routed the Titans 42-17 on Christmas night in Nashville to improve to 12-3 and clinch the No. 2 seed in the AFC Playoffs.



• **Philip Rivers** threw two touchdown passes, one to **Antonio Gates** and another to **Darren Sproles**. On the



TD pass to Gates, a 36-yarder, Rivers went over 4,000 yards for the season and Gates moved into a tie with **Gary Garrison** for the second-most touchdown catches in team history (58). Gates also set a new single-season yardage career-high on the TD catch.



- Rivers was a solid 21-of-27 (.778) and for the fourth time this season posted a passer rating over 130 with a mark of 132.1.
- Sproles had a big night for the Bolts, scoring a career-high three touchdowns, one on a three-yard catch and the others on runs of nine and one yard.
- **Brandon Siler** and **Eric Weddle** both had interceptions off Titans' quarterback **Vince Young** and **Shaun Phillips** had his NFL-leading seventh forced fumble against Tennessee's starting signal caller. On the fourth-quarter series after his interception, Weddle helped force a Titans punt with a two-yard tackle for loss against the NFL's leading rusher, **Chris Johnson**. Defensive tackle **Ian Scott** contributed to a third-quarter three-and-out with a sack, while also registering a second tackle for loss.



- **Malcom Floyd** had a big night with three catches for 55 yards but was involved with two other big plays that didn't count. He had a 52-yard touchdown catch in the second quarter that was called back by a penalty away from the play, and in the third quarter he drew a pass-interference penalty in the end zone that gave the Chargers a first-down at the one and resulted in a touchdown on the next play. Later his 21-yard catch on a 3rd-and-13 play gave the Chargers a first down at the nine and a play later they scored for a 35-10 lead.



- **Nick Hardwick** returned to the starting lineup for the first time since Week 1 due to an ankle injury and helped the Chargers rush for 166 yards while only allowing one sack in 28 pass plays.
- The loss dropped Tennessee to 7-8 and eliminated the Titans from the AFC Playoff race.



Highlights from Week 16 vs. Washington

- The Chargers closed out 2009 with their 13th win of the season and their 11th in a row, 23-20, over the Washington Redskins.



• **Billy Volek** came on in relief of **Philip Rivers** and led a 12-play, 58-yard game-winning drive late in the fourth quarter, throwing the deciding

touchdown pass (two yards) to **Mike Tolbert** with 35 seconds left in the game.



- Rivers played two series in the first quarter, throwing for 99 yards and a touchdown pass to **Antonio Gates**. He left the contest having thrown for a season-best 4,254 yards and Gates' touchdown catch was the 59th of his career, good for second-place on the team's all-time TD receptions list.
- **Malcom Floyd** had a huge afternoon with a career-highs of 140 yards and nine catches. He set up the Chargers' first touchdown of the day with a six-yard catch on fourth down and later ignited a field goal drive with a 50-yarder.
- **Nate Kaeding** went a perfect 3-for-3 on field goals to finish the season 32-of-35, a new franchise record for field goal percentage (.914).
- **Buster Davis**, whose career has been plagued by injury, made his first start of the season and tallied six catches for 52 yards in addition to 79 yards on kickoff returns.
- **Larry English** had a sensational game with a season-high seven tackles and six quarterback hits, the most by any Chargers player in a game this season. Fellow linebacker **Marques Harris** had a sack to go along with a pair of QB hits.



Highlights from the AFC Divisional Playoffs vs. the New York Jets

- The No. 5 seed New York Jets upset the No. 2 seed Chargers, 17-14, to eliminate San Diego from the AFC Playoffs.
- San Diego's defense opened the game with four straight three-and-outs, not allowing the Jets a first down until 8:11 remained in the second quarter.

- **Stephen Cooper** set up the Chargers' first touchdown of the game, forcing a three-and-out with a four-yard tackle for loss on a 3rd-and-4. On the ensuing drive, **Kris Wilson** caught a 13-yard touchdown pass for a 7-0 lead. **Antonio Gates** helped set up the TD with a brilliant one-handed 23-yard reception to the 16.



- **Quentin Jammer** had a solid afternoon, breaking up a third-down pass in the second quarter to force a punt and intercepting another in the third quarter. **Paul Oliver** provided pressure and a hit on Jets' quarterback **Mark Sanchez** on the interception and **Steve Gregory**, in coverage, tipped the pass that Jammer picked off.



- **Jacob Hester** got his hand on a late fourth-quarter punt by the Jets, contributing to just a 26-yard punt. **Philip Rivers** scored a TD on a one-yard sneak with 2:20 left in the fourth quarter. **Vincent Jackson**, who had a game-high 111 yards receiving, set up the Rivers TD with a 12-yard catch to the one on 3rd-and-7.



Game Balls

Here's this year's game-ball recipients from the coaches.



- **Oakland** — Rivers, Naanee, Mruczkowski, Weddle, Cooper, Nwagbuo, Osgood, Scifres and Sproles
- **Miami** — Rivers, Jackson, Nwagbuo, Weddle, Wilson and Tolbert
- **at K.C.** — Clary, Jackson, Gregory, Dobbins, Scifres and Hester
- **Oakland** — Tomlinson, Jackson, Merriman and Phillips
- **at N.Y. Giants** — Rivers, Jackson, Dielman, Merriman, Phillips, Cesaire, Kaeding and Osgood
- **Philadelphia** — Rivers, Tomlinson, Gates, McNeill, Tolbert, Boone, Burnett and Holt
- **at Denver** — Defense, Tolbert, Hester, Clary, Kaeding and Naanee
- **K.C.** — Binn, Tolbert, Siler, McNeill and the active players from the

50th Anniversary All-Time Team: Rivers, Tomlinson, Williams, Hardwick, Dielman, Scifres, Osgood, Sproles, Gates, Jammer and Merriman

- **at Cleveland** — Rivers, Gates, Dielman and Manumaleuna
- **at Dallas** — Turner, Tomlinson, Rivers, Jackson, Ellison, Gregory, Jammer, Castillo, Cesaire, Scott, Johnson, Merriman, Cooper, Siler, Dobbins, Kaeding, Scifres and Osgood

- **Cincinnati** — Rivers, Jackson, Mruczkowski, McNeill, Jammer, Dobbins, Boone, Kaeding, Scifres, Osgood and Binn
- **at Tennessee** — Rivers, Jackson, Dombrowski, Dielman, Tolbert, Floyd, Castillo, Scott, Cooper, Weddle, Siler, Gregory and Tolbert
- **Washington** — Volek, Davis, Floyd, Spillman, Osgood, Tolbert, Martin and English

Supplemental Bios - Players not in the 2009 Media Guide



70 ALFONSO BOONE
 Defensive End
 6-3, 305
 Mt. San Antonio
 9th NFL Season/1st with Chargers
 Free Agent - '09
 Hill HS
 Saginaw, Mich.

TRANSACTION HISTORY: Seventh-round pick by Detroit, April 16, 2000...signed with Lions, July 17...released Aug. 28 and re-signed to practice squad, Aug. 29...signed by Chicago from Detroit's practice squad, Nov. 21, 2000...re-signed with Bears, Aug. 19, 2002...signed with Kansas City, March 20, 2007...released by Chiefs Sept. 1, 2009...signed with Chargers, Sept. 22.

2008: Tallied lone sack of season in Sept. 7 opener at New England...INA for Miami game Dec. 21 (thigh). **2007:** Career-high seven tackles and sack at Houston Sept. 9...hit on Green Bay's Brett Favre resulted in interception Nov. 4...inactive for Tennessee game Dec. 16 while recovering from head injury. **2006:** Saw action in all three playoff games for Bears, including Super Bowl XLI vs. Indianapolis. **2005:** First-career FG block vs. Minnesota Oct. 16. **2004:** Missed Minnesota (Sept. 26), Philadelphia (Oct. 3), Washington (Oct. 17) and Tampa Bay (Oct. 24) games with knee injury...matched career-high with 1.5 sacks vs. Minnesota, Dec. 5. **2003:** Broke up pass that was intercepted by DE Alex Brown in Oakland game Oct. 5. **2002:** First-career start vs. New Orleans Sept. 22...set career-best with 1.5 sacks vs. Tampa Bay Dec. 29. **2001:** Played first-career game Oct. 21 at Cincinnati...first-career sack at Detroit Dec. 30. **2000:** Inactive for all five games.

COLLEGE: Began collegiate career at Central State, NAIA school in Wilberforce, Ohio in 1995...school dropped program after frosh season...enrolled at Mt. San Antonio Junior College in 1998 and played two seasons...Mission Conference Defensive Player of Year as junior...first-team JUCO All-America and all-conference honors as sophomore. **PERSONAL:** Born in Saginaw, Michigan and prepped at city's Arthur Hill High School.

Regular Season		Pass			Fumbles			Spec. Tms.				
Year	Team	G-S	Tack.-Asst.	Total	Sacks-Yds.	Int.-Yds.	Long	TD	Def.	For.-Rec.	TFL	Tackles
2001	Chi.	11-0	9-2	11	2-17	0-0	0	0	0	0-1	0	0
2002	Chi.	16-5	22-6	28	1.5-5	0-0	0	0	1	1-1	5	0
2003	Chi.	16-6	30-9	39	1-8	0-0	0	0	3	0-0	3	0
2004	Chi.	12-2	11-7	18	2.5-13.5	0-0	0	0	1	0-0	5	0
2005	Chi.	16-1	11-11	22	1.5-10	0-0	0	0	3	0-0	4	0
2006	Chi.	12-4	24-11	35	2-13	0-0	0	0	0	0-0	5	0
2007	K.C.	15-15	27-4	31	1-11	0-0	0	0	3	0-1	2	0
2008	K.C.	15-4	12-2	14	1-8	0-0	0	0	1	0-0	2	0
Totals		113-37	146-52	198	12.5-84.5	0-0	0	0	12	1-3	26	0



71 ANTONIO GARAY
 Defensive Tackle
 6-4, 320
 Boston College
 4th NFL Season/1st with Chargers
 Free Agent - '09
 Rahway HS
 Rahway, N.J.

TRANSACTION HISTORY: Sixth-round pick (195) by Cleveland, April 27, 2003...signed with Browns, Aug. 2...waived by Browns Dec. 13, 2004...signed with Chicago, Aug. 15, 2005...waived Aug. 30...re-signed to Bears' practice squad, Sept. 5...re-signed with Chicago, Jan. 16, 2006...released, Sept. 1, 2007...re-signed to Bears' practice squad, Sept. 3 and signed to active roster, Sept. 11...released by Bears, Feb. 28, 2008...signed to New York Jets' practice squad, Oct. 20, 2009...signed with Chargers Dec. 9.

2007: Played in six games before going on "Reserve-Injured" Dec. 10...totaled five stops on season.

COLLEGE: Co-captain as senior...finished career with 162 TT, 12 sacks and 24 TFLs...two-time All-America on wrestling mat for Golden Eagles...finished fourth in heavyweight division at 2000 NCAA Division I Championships...redshirted in 1998...played at Boston College from 1998-02...marketing major. **PERSONAL:** Born in New York City...Prep Star All-America and all-state at Rahway (N.J.) HS...275-pound national champion wrestler.

Regular Season		Pass			Fumbles			Spec. Tms.				
Year	Team	G-S	Tack.-Asst.	Total	Sacks-Yds.	Int.-Yds.	Long	TD	Def.	For.-Rec.	TFL	Tackles
2003	Cle.	4-0	4-6	10	0-0	0-0	0	0	0	0-0	0	0
2006	Chi.	4-0	2-0	2	0-0	0-0	0	0	0	0-0	1	0
2007	Chi.	6-0	2-3	5	0-0	0-0	0	0	0	0-0	0	0
Totals		14-0	8-9	17	0-0	0-0	0	0	0	0-0	1	0



77 ERIC GHIACIUC
 Center
 6-5, 305
 Central Michigan
 5th NFL Season/1st with Chargers
 Free Agent - '09
 Oxford HS
 Oxford, Mich.

TRANSACTION HISTORY: Fourth-round pick (119) by Cincinnati, April 24, 2005...signed with Bengals, Aug. 1...signed with Kansas City, April 30, 2009...released Sept. 4...signed with Chargers, Dec. 23.

2008: Started all 16 games for first time in career. **2007:** Missed Weeks 2-4 with thumb and neck injuries...injured foot Dec. 23 vs. Cleveland and placed on "Reserve-Injured" Dec. 26. **2006:** Saw action in 15 games as Carson Palmer passed for 4,035 yards, second-most in team history...moved into starting lineup for 13 games beginning Sept. 24 at Pittsburgh. **2005:** Started first-career game Oct. 9 at Jacksonville...active but did not play in AFC Wild Card Playoffs Jan. 8 vs. Pittsburgh.

COLLEGE: Started final 35 games at center...credited with 165 knockdown blocks during career...redshirted in 2000 and played at Central Michigan from 2000-04...industrial education major. **PERSONAL:** Born in Royal Oak, Michigan...all-state in football at Oxford (Mich.) HS and state champion heavyweight wrestler...lettered in track.

Games Played-Started: 2005 (5-1, Cincinnati); 2006 (15-13, Cincinnati); 2007 (12-12, Cincinnati); 2008 (16-16, Cincinnati); **Total** (48-42).

Postseason Games Played-Started: 2005 (0-0, Cincinnati).



58 MARQUES HARRIS
 Outside Linebacker
 6-1, 245
 Southern Utah
 5th NFL Season/5th with Chargers
 Free Agent - '09
 Grand Junction HS
 Grand Junction, Colo.

TRANSACTION HISTORY: Signed two-year contract with Chargers, April 29, 2005...signed one-year contracts with Chargers, March 16, 2007 and April 2, 2008...signed with San Francisco, May 1, 2009...waived Oct. 7...re-signed with Chargers, Dec. 1.

2008: Week 4 at Oakland, recorded trifecta by sacking JaMarcus Russell for nine-yard loss on third-and-six play, while stripping football and recovering it at 13-yard line...one play later, LaDainian Tomlinson scored on 13-yard run to give Chargers first lead of game...started Wk 5 at Miami shared five-yard sack with Shaun Phillips.

COLLEGE: Third-team All-America and first-team All-Great West Conference at Southern Utah in 2004...led team and ranked seventh in NCAA Division I-AA with 25 tackles for loss as senior...finished season with 68 tackles and 11 sacks...transferred from Colorado prior to senior season...spent 2000-03 seasons at Colorado...redshirted in 2003 after suffering broken leg in second game of season...honorable mention All-Big 12 in 2002...named to team's prestigious Victory Club by coaching staff in 2002 and '03...tallied 133 tackles, 24 tackles for loss, 10 sacks and two interceptions during career with Buffaloes...degree in communications from Colorado...enrolled in master's program for education at Southern Utah. **PERSONAL:** Born in Salt Lake City, Utah...PrepStar All-America at Grand Junction High School in Grand Junction, Colorado...named all-state by Denver Post and Rocky Mountain News...two-time first-team all-league choice...lettered four years and three times all-state in wrestling...won state title as senior in 189-pound weight class...lettered as freshman and sophomore in baseball as catcher and outfielder...married, Brandy, and couple has daughter, Savannah.

Regular Season			Pass Fumbles			Spec. Tms.						
Year	Team	G-S	Tack.-Asst.	Total	Sacks-Yds.	Int.-Yds.	Long	TD	Def.	For.-Rec.	TFL	Tackles
2005	SD	11-0	2-0	2	1-9	0-0	0	0	1	0-0	1	8
2006	SD	15-1	15-10	25	3-9	0-0	0	0	3	1-2	5	1
2007	SD	15-2	8-11	19	1.5-13.5	0-0	0	0	0	0-1	2	8
2008	SD	15-3	17-12	29	2.5-19.5	0-0	0	0	0	2-1	3	5
2009	SF	4-0	3-3	6	0-0	0-0	0	0	0	0-0	0	0
Totals		60-6	45-36	81	8-51	0-0	0	0	4	3-4	11	22



24 DANTE HUGHES

Cornerback
5-10, 190
California
3rd NFL Season/1st with Chargers
Free Agent - '09
Crenshaw HS
Los Angeles, Calif.

TRANSACTION HISTORY: Third-round draft pick by Indianapolis (95th overall), April 28, 2007...signed with Colts, July 30, 2007...waived Sept. 5, 2009...signed with Chargers, Oct. 20, 2009.

2008: Recorded first-career interception vs. Cincinnati, Dec. 7. **2007:** Played in 10 games before being placed on "Reserve-Injured" Nov. 29 with shoulder injury.

COLLEGE: Eight interceptions as senior, including two touchdown returns, to finish third in nation and one shy of school single-season record...only player in school history with two returns of 100+ yards...left school ranked second all-time in interceptions (15), return yards (344) and touchdowns (four)...AP and consensus first-team All-America as senior, while also earning Pat Tillman Pac-10 Defensive Player of Year honors...recipient of Ronnie Lott IMPACT Trophy for top defensive player in nation who exhibits leadership and integrity on and off field...first-team All-Pac-10 in 2005 and '06...three-year starter finished career at Cal with 190 TT and 30 PBUs...art practice major.

PERSONAL: Born in Los Angeles...Coliseum League co-Player of Year and runner up for Southern California Prep Player of Year as senior WR and CB at Crenshaw HS in Los Angeles...all-city and all-conference as junior...lettered in basketball, track and tennis.

Regular Season			Pass Fumbles			Spec. Tms.						
Year	Team	G-S	Tack.-Asst.	Total	Sacks-Yds.	Int.-Yds.	Long	TD	Def.	For.-Rec.	TFL	Tackles
2007	Ind.	10-0	7-3	10	0-0	0-0	0	0	1	0-0	0	10
2008	Ind.	14-0	5-4	9	0-0	1-16	16	0	1	0-0	0	14
Totals		24-0	12-7	19	0-0	1-16	16	0	2	0-0	0	24

Postseason			Pass Fumbles			Spec. Tms.						
Year	Team	G-S	Tack.-Asst.	Total	Sacks-Yds.	Int.-Yds.	Long	TD	Def.	For.-Rec.	TFL	Tackles
2008	Ind.	1-0	0-0	0	0-0	0-0	0	0	0	0-0	0	0



96 TRAVIS JOHNSON

Defensive End-Defensive Tackle
6-3, 311
Florida State
5th NFL Season/1st with Chargers
Trade (Hou.) - '09
Notre Dame HS
Sherman Oaks, Calif.

TRANSACTION HISTORY: First-round pick (16th overall) by Houston in 2005 NFL Draft, April 23, 2005...signed with Texans, Aug. 1, 2005...traded to Chargers, Aug. 31, 2009 for undisclosed draft choice in 2010.

2008: Missed Tennessee game Sept. 21 (knee)...lone sack of season Oct. 26 vs. Cincinnati. **2007:** First-career INT Sept. 9 vs. KC. **2006:** Matched career-best with eight stops Sept. 17 at Indianapolis...injured calf Nov. 12 at Jacksonville and placed on IR Nov. 14. **2005:** First-career sack Nov. 6 at Jaguars...season-high eight tackles vs. SF Jan. 1, 2006.

COLLEGE: First-team All-ACC in 2004...finished career with 175 TT, 43.5 TFLs and 10 sacks...social science major. **PERSONAL:** Born in Sherman Oaks, Calif....All-America DL and school record-holder for sacks, TFLs, FFs and blocked punts at Notre Dame HS in Sherman Oaks...plays saxophone in spare time.

Regular Season			Pass Fumbles			Spec. Tms.						
Year	Team	G-S	Tack.-Asst.	Total	Sacks-Yds.	Int.-Yds.	Long	TD	Def.	For.-Rec.	TFL	Tackles
2005	Hou.	14-3	20-24	44	1-4	0-0	0	0	0	0-0	n/a	0
2006	Hou.	9-8	8-3	11	0-0	0-0	0	0	1	0-0	n/a	0
2007	Hou.	15-13	27-14	41	0-0	1-0	0	0	6	0-0	n/a	0
2008	Hou.	15-14	22-6	28	1-3	0-0	0	0	2	1-0	n/a	0
Totals		52-38	77-47	124	2-7	1-0	0	0	9	1-0	n/a	0



64 DENNIS NORMAN

Center-Guard
6-5, 313
Princeton
9th NFL Season/1st with Chargers
Free Agent - '09
Cherokee HS
Marlton, N.J.

TRANSACTION HISTORY: Seventh-round draft choice by Seattle (222), April 22, 2001...signed with Seahawks, July 10...re-signed with Seahawks, April 5, 2004...waived Oct. 16...signed with Jacksonville, Dec. 7, 2004...re-signed with Jaguars, Feb. 2, 2006...waived Sept. 8, 2009...signed with Chargers, Sept. 16, 2009.

2008: Started career-high 14 games, Weeks 1-6 at center and 9-16 at right guard...also saw time at LT in Indianapolis game Sept. 21. **2007:** Starting C Weeks 1-4 & 16...INA with shoulder injury Nov. 11 at Tennessee...played special teams in Wild Card and Divisional Playoffs. **2006:** Lone start came at LT Nov. 12 vs. Houston for injured Khalif Barnes. **2005:** Started at C Weeks 13-16 and Wild Card game. **2004:** Split season between Seattle and Jacksonville, but did not play for either team. **2003:** Made NFL debut Oct. 5 at Lambeau Field...only other game played was Jan. 4 Wild Card against Packers. **2002:** Did not see game action. **2001:** Inactive Weeks 1-16.

COLLEGE: Three-time first-team All-Ivy League 1998-00...started 29 games over final three seasons after missing frosh year with broken leg...graduated with degree in computer science engineering. **PERSONAL:** Born in Philadelphia, Pennsylvania...lettered in football and track at Cherokee HS in Marlton, N.J....discus champion as senior in HS and sophomore in college...member National Honor Society and National Merit Scholar...participated in NFL Business Management and Entrepreneurial program at University of Pennsylvania's Wharton School of Business in 2005 and '08...very active in Jaguars' community relations outreach.

Games Played-Started: 2001 (0-0, Seattle); 2002 (0-0, Seattle); 2003 (1-0, Seattle); 2004 (0-0, Seattle, Jacksonville); 2005 (16-4, Jacksonville); 2006 (16-1, Jacksonville); 2007 (15-5, Jacksonville); 2008 (16-14, Jacksonville); **Total** (64-24).

Postseason Games Played-Started: 2003 (1-0, Seattle); 2005 (1-1, Jacksonville); 2007 (2-0, Jacksonville); **Total** (4-1).



JON RUNYAN
 Tackle
 6-7, 330
 Michigan
 14th NFL Season/1st with Chargers
 Free Agent - '09
 Carman-Ainsworth HS
 Flint, Mich.

TRANSACTION HISTORY: Fourth-round draft choice by Houston Oilers (109th overall), April 21, 1996...signed with Oilers, July 24...re-signed with Titans, June 23, 1999...signed with Philadelphia, Feb. 14, 2000...re-signed with Eagles, April 20, 2005 and again March 27, 2006...signed with Chargers, Nov. 24, 2009.

PRO: Started 213 consecutive games, including playoffs, from 1997-08...has played in 223 career NFL games...was not called for single penalty in 2007...first penalty-free season of career...selected in '07 as starting right tackle on Philadelphia's 75th Anniversary Team in vote by Eagles' fans...named to USA Today's All-Joe Team in '07...selected to Pro Bowl following 2002 season.

COLLEGE: First-team All-Big-Ten and third-team All-America as junior at Michigan...enlisted for NFL Draft following junior season...honorable mention all-conference and recipient of team's Hugh Rader Award as team's top OL as soph...freshman All-America and second-team All-Big Ten as frosh in 1993...redshirted in 1992...three-year starter for Wolverines from 1993-95...majored in movement science. **PERSONAL:** Born in Flint, Michigan...all-conference offensive and defensive lineman at Carman-Ainsworth HS in Flint...enshrined into school's Athletics Hall of Fame in 2002...sponsors annual Jon Runyan Classic Track Meet and still holds school record in discus (178 feet, one inch)...two-time all-conference in basketball and offered hoops scholarship by Michigan State...married, Loretta, and has daughters, Isabella Ann and Alyssa, and son, Jon, Jr...motorcycle enthusiast annually participates in Daytona (Fla.) Bike Week with his own custom chopper...supporter of Cystic Fibrosis Foundation, Variety Club, Leukemia-Lymphoma Society and Alzheimer's Association...recipient of Lifetime Achievement Award from Variety Club in 2006...hosts annual golf tournament to support Prostate Cancer research...recipient of Philadelphia Sportswriters Humanitarian Award in 2008...hosts New Jersey National Guard's State Family Readiness Council Gala and Dinner Dance annually, and also provides annual Thanksgiving feast for troops.

Games Played-Started: 1996 (10-0, Houston Oilers); 1997 (16-16, Tennessee); 1998 (16-16, Tennessee); 1999 (16-16, Tennessee); 2000 (16-16, Philadelphia); 2001 (16-16, Philadelphia); 2002 (16-16, Philadelphia); 2003 (16-16, Philadelphia); 2004 (16-16, Philadelphia); 2005 (16-16, Philadelphia); 2006 (16-16, Philadelphia); 2007 (16-16, Philadelphia); 2008 (16-16, Philadelphia); **Total** (202-192).
Postseason Games Played-Started: 1999 (4-4, Tennessee); 2000 (2-2, Philadelphia); 2001 (3-3, Philadelphia); 2002 (2-2, Philadelphia); 2003 (2-2, Philadelphia); 2004 (3-3, Philadelphia); 2006 (2-2, Philadelphia); 2008 (3-3, Philadelphia); **Total** (21-21).



DONTARRIOUS THOMAS
 Linebacker
 6-2, 240
 Auburn
 6th NFL Season/1st with Chargers
 Free Agent - '09
 Perry HS
 Perry, Ga.

TRANSACTION HISTORY: Second-round draft pick (48) by Minnesota, April 24, 2004...signed with Vikings, Aug. 2...signed with San Francisco, March 3, 2008...released by 49ers Aug. 31...re-signed with Vikings, Oct. 13...signed with Chargers, Jan. 6, 2010.

2009: Played for the California Redwoods of the UFL, leading the team and ranking third overall in the league with 35.5 tackles for the season. **2008:** Played in four games, primarily on special teams for Vikings. **2007:** Primarily special teams player, inactive vs. Detroit Dec. 2 and for final two games with groin injury. **2006:** Started at S.F. Nov. 5 and finished with eight tackles and sack while helping hold 49ers to 42 yards rushing...season-high nine stops vs. Green Bay Nov. 12. **2005:** Third-leading ST tackler with 18 stops...season-high 10 tackles vs. New Orleans Sept. 25...INA for G.B. (Oct. 23) and Carolina (Oct. 30) games with shoulder injury...career-best five STTs vs. St. Louis Dec. 11. **2004:** Ten TTs at Philadelphia on ABC's MNF Sept. 20 and at N.O. Oct. 17...career-high 16 TTs and FF Sept. 26 vs. Chicago...shared sack vs. QB Billy Volek in Tennessee game Oct. 24...saw action in both playoff contests.

COLLEGE: First-team All-SEC as senior, second-team as sophomore and all-frosh in '01...left Auburn as eighth-leading tackler in school history with 351 career stops...earned Pat Dye Leadership Award following junior season...three-time SEC Honor Roll member and winner of first-ever Scholar-Athlete of Year Award for football in SEC, receiving \$18,000 post-graduate scholarship from National Football Foundation and College Hall of Fame at banquet in New York in Dec. '03...played at Auburn from 2000-03...graduated with degree in management information systems. **PERSONAL:** Born in Perry, Georgia...Class 2A all-state choice at Perry HS...lettered in basketball and track and was offered basketball scholarship by University of South Carolina...participated in NFL Business Management and Entrepreneurial Program at Wharton School at University of Pennsylvania in 2007.

Regular Season										Pass	Fumbles	Spec. Tms.
Year	Team	G-S	Tack.-Asst.	Total	Sacks-Yds.	Int.-Yds.	Long	TD	Def.	For.-Rec.	TFL	Tackles
2004	Min.	16-5	49-27	76	0.5-4.0	0-0	0	0	2	1-1	1	16
2005	Min.	14-2	33-12	45	0-0	0-0	0	0	2	0-0	0	18
2006	Min.	16-3	14-10	24	1-10	0-0	0	0	0	0-0	1	7
2007	Min.	13-0	0-0	0	0-0	0-0	0	0	0	0-0	0	5
2008	Min.	4-0	0-0	0	0-0	0-0	0	0	0	0-0	0	3
Totals		63-10	96-49	145	1.5-14	0-0	0	0	4	1-1	2	49

Postseason										Pass	Fumbles	Spec. Tms.
Year	Team	G-S	Tack.-Asst.	Total	Sacks-Yds.	Int.-Yds.	Long	TD	Def.	For.-Rec.	TFL	Tackles
2004	Min.	2-0	3-2	5	0-0	0-0	0	0	1	0-0	0	4

Public Relations Contact Information

- Bill Johnston** Director of Public Relations (858) 874-4661 johnstonb@chargers.nfl.com
- Scott Yoffe** Assistant Director of Public Relations (858) 874-4659 yoffes@chargers.nfl.com
- Jamaal LaFrance** Media Relations Coordinator (858) 874-4563 lafrancej@chargers.nfl.com
- Jennifer Rojas** Corporate Communications Coordinator (858) 874-4662 rojasj@chargers.nfl.com
- Casey Pearce** Web Site & Publications (858) 874-4660 pearcec@chargers.nfl.com
- Joel Price** Manager, Internet Services (858) 874-4609 pricej@chargers.nfl.com

SAN DIEGO CHARGERS FINAL REGULAR-SEASON STATISTICS / THROUGH SUNDAY, JANUARY 3, 2010

WON 13, LOST 3				* RUSHING				No.	Yds	Avg	Long	TD		
09/14	W	24-20	at Oakland	61,940	Tomlinson	223	730	3.3	36	12				
09/20	L	26-31	Baltimore	66,882	Sproles	93	343	3.7	21	3				
09/27	W	23-13	Miami	67,230	Tolbert	25	148	5.9	32	1				
10/04	L	28-38	at Pittsburgh	64,045	Hester	21	74	3.5	15	0				
10/19	L	23-34	Denver	68,615	Bennett	23	65	2.8	14	0				
10/25	W	37- 7	at Kansas City	69,337	Rivers	26	50	1.9	15	1				
11/01	W	24-16	Oakland	67,016	V. Jackson	3	11	3.7	12	0				
11/08	W	21-20	at New York Giants	78,774	Naanee	3	7	2.3	10	0				
11/15	W	31-23	Philadelphia	68,879	Cr. Davis	1	4	4.0	4	0				
11/22	W	32- 3	at Denver	74,707	Volek	9	-9	-1.0	-1	0				
11/29	W	43-14	Kansas City	65,280	TEAM	427	1423	3.3	36	17				
12/06	W	30-23	at Cleveland	67,978	OPPONENTS	422	1882	4.5	36	10				
12/13	W	20-17	at Dallas	90,552	* RECEIVING	No.	Yds	Avg	Long	TD				
12/20	W	27-24	Cincinnati	68,889	Gates	79	1157	14.6	56	8				
12/25	W	42-17	at Tennessee	69,143	V. Jackson	68	1167	17.2	55	9				
01/03	W	23-20	Washington	67,554	Floyd	45	776	17.2	53	1				
			S.D.		Opp.	Sproles	45	497	11.0	81t	4			
						Naanee	24	242	10.1	23	2			
						Tomlinson	20	154	7.7	36	0			
						Tolbert	17	192	11.3	66t	3			
						Chambers TM	9	122	13.6	20	1			
						Hester	9	24	2.7	5	0			
						Bennett	6	65	10.8	33	0			
						Cr. Davis	6	52	8.7	11	0			
						Manumaleuna	5	13	2.6	11	0			
						Wilson	4	28	7.0	21	1			
						Osgood	1	17	17.0	17	0			
						TEAM	338	4506	13.3	81t	29			
						OPPONENTS	326	3569	10.9	84	23			
						* INTERCEPTIONS	No.	Yds	Avg	Long	TD			
						Jammer	3	25	8.3	21	0			
						Cromartie	3	17	5.7	16	0			
						Weddle	2	44	22.0	31t	1			
						Cason	2	22	11.0	22	0			
						Oliver	1	34	34.0	34	0			
						Dobbins	1	13	13.0	13	0			
						Gregory	1	13	13.0	13	0			
						Siler	1	5	5.0	5	0			
						TEAM	14	173	12.4	34	1			
						OPPONENTS	10	88	8.8	33	0			
						* PUNTING	No.	Yds	Avg	Net	TB	In	Lg	B
						Scifres	52	2342	45.0	39.2	2	23	65	0
						TEAM	52	2342	45.0	39.2	2	23	65	0
						OPPONENTS	63	2711	43.0	37.6	8	21	69	1
						* PUNT RETURNS	Ret	FC	Yds	Avg	Long	TD		
						Sproles	26	12	183	7.0	77t	1		
						Cr. Davis	0	1	0	---	---	0		
						TEAM	26	13	183	7.0	77t	1		
						OPPONENTS	23	16	265	11.5	71t	1		
						* KICKOFF RETURNS	No.	Yds	Avg	Long	TD			
						Sproles	54	1300	24.1	66	0			
						Cr. Davis	4	79	19.8	23	0			
						Cromartie	3	41	13.7	22	0			
						Hester	1	9	9.0	9	0			
						Wilson	1	13	13.0	13	0			
						TEAM	63	1442	22.9	66	0			
						OPPONENTS	87	1909	21.9	93t	1			
						* FIELD GOALS	1-19	20-29	30-39	40-49	50+			
						Kaeding	2/ 2	17/17	4/ 4	6/ 8	3/4			
						TEAM	2/ 2	17/17	4/ 4	6/ 8	3/4			
						OPPONENTS	1/ 1	12/12	7/ 7	5/ 8	0/1			
						Kaeding: (47G) (29G, 22G, 23G, 25G) (25G, 41N, 23G, 26G)								
						() (20G, 44G, 50G, 55N) (20G, 43N, 39G, 19G) (28G) () (29G)								
						(28G, 47G, 28G, 19G) (55G, 23G) (32G, 42G, 22G) (29G, 34G)								
						(33G, 52G) () (47G, 24G, 45G)								
						OPP: (37G, 35G) (33G) (24G, 23G) (46G) (34G, 54N, 29G)								
						(43N) (48G, 41G, 28G) (38G, 22G) (18G, 25G, 25G) (23G) ()								
						(43N, 49G) (31G, 42N) (26G, 25G, 34G) (46G) (22G, 25G)								

2-Pt Conv: TM 0-0, OPP 1-2

SACKS: Phillips 7, Merriman 4, Boone 3, Burnett 2.5, Castillo 2, English 2, Gregory 2, Harris LG 2, Harris TM 2, Siler 2, Weddle 1.5, Cesaire 1, Dobbins 1, Ellison 1, Nwagbuo 1, Oliver 1, Scott 1, (group) 1, TM 35, OPP 26

FUM/LOST: Rivers 6/3, Sproles 3/1, Tomlinson 2/2, Gates 1/0, Hester 1/1, Tolbert 1/0

* PASSING	Att	Cmp	Yds	Cmp%	Yds/Att	TD	TD%	Int	Int%	Long	Sack/Lost	Rating
Rivers	486	317	4254	65.2	8.75	28	5.8	9	1.9	81t	25/ 167	104.4
Volek	31	20	231	64.5	7.45	1	3.2	1	3.2	50	1/ 1	84.2
Naanee	1	1	21	100.0	21.00	0	0.0	0	0.0	21	0/ 0	118.8
Tomlinson	1	0	0	0.0	0.00	0	0.0	0	0.0	---	0/ 0	39.6
TEAM	519	338	4506	65.1	8.68	29	5.6	10	1.9	81t	26/ 168	103.1
OPPONENTS	534	326	3569	61.0	6.68	23	4.3	14	2.6	84	35/ 221	84.2

San Diego Chargers 2009 Final Regular-Season Defensive Statistics - (provided by team's coaching staff)

	<u>TOTAL PLAYS</u>	<u>T</u>	<u>A</u>	<u>TT</u>	<u>TFL</u>	<u>SK</u>	<u>PR</u>	<u>QBH</u>	<u>BB</u>	<u>INT</u>	<u>FF</u>	<u>FR</u>	<u>PD</u>
Defensive Line													
Boone	389	14	7	21	4	3-22	10	3	1				1
Castillo	554	21	17	38	4	2-9	16	6			1		
Cesaire	490	17	15	32	2	1-0	8	3			1	1	
Coleman	21	1	0	1	1								
Garay	29	2	2	4			1	1					
Johnson	290	14	13	27	2			3					
Martin	160	2	2	4			2	1					
Nwagbuo	282	17	8	25	4	1-7	3	2	2			1	
Scott	258	15	4	19	3	1-1	4	1					2
Williams	43	3	1	4	1								
Linebackers													
Burnett	487	58	25	83	6	2.5-16.5	3	5					2
Cooper	940	78	41	119	2		8	1			3	1	8
Dobbins	298	39	18	57	4	1-7	2	1		1-13	1		
English	539	23	11	34	3	2-8	9	16			1	1	
Harris	67	5	2	7	2	2-10	2	3					
Holt	20	1	0	1	1		1						
Merriman	577	34	12	46	5	4-25	20	7					
Phillips	812	56	15	71	11	7-45	14	16			7		4
Siler	319	51	16	67	7	2-19	1	3		1-5		1	3
Tucker	44	2	0	2									
Secondary													
Cason	315	26	3	29						2-22			1
Cromartie	851	33	3	36						3-17			6
Ellison	396	42	8	50	2	1-10							2
Gregory	676	49	14	63	4	2-13				1-13		2	6
Hart	151	9	4	13									
Hughes	48	1	0	1									
Jammer	897	45	9	54						3-25	1		10
Oliver	398	30	8	38	1	1-8		1		1-34		1	2
Spillman	90	5	2	7									
Weddle	789	69	13	82	4	1.5-9.5		2		2-44			4

San Diego Chargers 2009 Final Regular-Season Special Teams Statistics - (provided by game play-by-plays)

	<u>T</u>	<u>A</u>	<u>TT</u>	<u>FF</u>	<u>FR</u>	<u>BLK</u>
Tolbert	16	6	22	1		
Osgood	13	2	15			
Oliver	8	4	12			
Siler	8	3	11			
Cason	10	0	10			
Holt	7	2	9			
Hester	7	0	7	1	1	1
Binn	5	1	6			
Wilson	3	2	5			
Spillman	2	3	5			
Burnett	3	1	4			
Dobbins	2	2	4		1	
Naanee	2	2	4			
English	3	0	3			
Gregory	3	0	3			
Bennett	2	0	2			
Ellison	2	0	2			
Kaeding	2	0	2			
Tucker	2	0	2			
Harris	1	1	2			
Floyd	1	0	1			
Garay	1	0	1			
Hart	1	0	1			
Hughes	1	0	1			
Jammer	1	0	1			
Sproles	0	0	0		1	

2009 San Diego Chargers Final Individual Game-By-Game Stats

PASSING:		P.Rivers												
Date	Opp.	Att.	Cmp.	Yds.	Cmp%	Yds/Att.	TD	TD%	INT	INT%	LG	Sack/Lost	Rating	
9/14	@ Oakland	36	24	252	66.7	7.00	1	2.8	1	2.8	25	3/12	84.5	
9/20	Baltimore	45	25	436	55.6	9.69	2	4.4	2	4.4	81t	2/15	85.0	
9/27	Miami	33	18	303	54.5	9.18	0	0.0	0	0.0	55	2/17	85.8	
10/4	@ Pitt	36	21	254	58.3	7.06	3	8.3	0	0.0	30t	3/19	107.9	
10/19	Denver	33	20	274	60.6	8.30	1	3.0	0	0.0	25	5/36	97.3	
10/25	@ Kansas City	30	18	268	60.0	8.93	3	10.0	0	0.0	58t	0/0	122.6	
11/1	Oakland	25	16	249	64.0	9.96	1	4.0	1	4.0	53	1/3	93.6	
11/8	@ NY Giants	36	24	209	66.7	5.81	3	8.3	2	5.6	29	2/17	86.5	
11/15	Philadelphia	25	20	231	80.0	9.24	2	8.0	0	0.0	22	2/19	131.8	
11/22	@ Denver	22	17	145	77.3	6.59	1	4.5	0	0.0	24	0/0	109.1	
11/29	Kansas City	28	21	317	75.0	11.32	2	7.1	0	0.0	53	0/0	135.6	
12/6	@ Cleveland	25	18	373	72.0	14.92	2	8.0	0	0.0	66t	1/8	140.8	
12/13	@ Dallas	32	21	272	65.6	8.50	1	3.1	1	3.1	39	1/4	89.6	
12/20	Cincinnati	38	24	308	63.2	8.11	3	7.9	2	5.3	36	2/12	92.9	
12/25	@ Tennessee	27	21	264	77.8	9.78	2	7.4	0	0.0	36t	1/5	132.1	
1/3	Washington	15	9	99	60.0	6.60	1	6.7	0	0.0	25	0/0	101.8	
	TOTALS	486	317	4254	65.2	8.75	28	5.8	9	1.9	81t	25/167	104.4	
1/17	New York Jets+	40	27	298	67.5	7.45	1	2.5	2	5.0	37	2/15	76.9	

PASSING:		B.Volek												
Date	Opp.	Att.	Cmp.	Yds.	Cmp%	Yds/Att.	TD	TD%	INT	INT%	LG	Sack/Lost	Rating	
9/14	@ Oakland		DNP											
9/20	Baltimore		DNP											
9/27	Miami		DNP											
10/4	@ Pitt		DNP											
10/19	Denver		DNP											
10/25	@ Kansas City	0	0	0	00.0	0.00	0	0.0	0	0.0	--	0/0	0.0	
11/1	Oakland		DNP											
11/8	@ NY Giants		DNP											
11/15	Philadelphia		DNP											
11/22	@ Denver		DNP											
11/29	Kansas City	1	1	15	100.0	15.00	0	0.0	0	0.0	15	0/0	118.8	
12/6	@ Cleveland		DNP											
12/13	@ Dallas		DNP											
12/20	Cincinnati		DNP											
12/25	@ Tennessee	0	0	0	00.0	0.00	0	0.0	0	0.0	--	0/0	0.0	
1/3	Washington	30	19	216	63.3	7.20	1	3.3	1	3.3	50	1/1	82.1	
	TOTALS	31	20	231	64.5	7.45	1	3.2	1	3.2	50	1/1	84.2	
1/17	New York Jets+		DNP											

PASSING:		L.Naanee												
Date	Opp.	Att.	Cmp.	Yds.	Cmp%	Yds/Att.	TD	TD%	INT	INT%	LG	Sack/Lost	Rating	
9/14	@ Oakland	0	0	0	00.0	0.00	0	0.0	0	0.0	--	0/0	0.0	
9/20	Baltimore	0	0	0	00.0	0.00	0	0.0	0	0.0	--	0/0	0.0	
9/27	Miami	0	0	0	00.0	0.00	0	0.0	0	0.0	--	0/0	0.0	
10/4	@ Pitt	0	0	0	00.0	0.00	0	0.0	0	0.0	--	0/0	0.0	
10/19	Denver	0	0	0	00.0	0.00	0	0.0	0	0.0	--	0/0	0.0	
10/25	@ Kansas City	0	0	0	00.0	0.00	0	0.0	0	0.0	--	0/0	0.0	
11/1	Oakland	0	0	0	00.0	0.00	0	0.0	0	0.0	--	0/0	0.0	
11/8	@ NY Giants	0	0	0	00.0	0.00	0	0.0	0	0.0	--	0/0	0.0	
11/15	Philadelphia	0	0	0	00.0	0.00	0	0.0	0	0.0	--	0/0	0.0	
11/22	@ Denver	0	0	0	00.0	0.00	0	0.0	0	0.0	--	0/0	0.0	
11/29	Kansas City	0	0	0	00.0	0.00	0	0.0	0	0.0	--	0/0	0.0	
12/6	@ Cleveland	1	1	21	100.0	21.00	0	0.0	0	0.0	21	0/0	118.8	
12/13	@ Dallas	0	0	0	00.0	0.00	0	0.0	0	0.0	--	0/0	0.0	
12/20	Cincinnati	0	0	0	00.0	0.00	0	0.0	0	0.0	--	0/0	0.0	
12/25	@ Tennessee	0	0	0	00.0	0.00	0	0.0	0	0.0	--	0/0	0.0	
1/3	Washington		INA											
	TOTALS	1	1	21	100.0	21.00	0	0.0	0	0.0	21	0/0	118.8	
1/17	New York Jets+	0	0	0	00.0	0.00	0	0.0	0	0.0	--	0/0	0.0	

PASSING:		L.Tomlinson												
Date	Opp.	Att.	Cmp.	Yds.	Cmp%	Yds/Att.	TD	TD%	INT	INT%	LG	Sack/Lost	Rating	
9/14	@ Oakland	0	0	0	00.0	0.00	0	0.0	0	0.0	--	0/0	0.0	
9/20	Baltimore	0	0	0	00.0	0.00	0	0.0	0	0.0	--	0/0	0.0	
9/27	Miami	0	0	0	00.0	0.00	0	0.0	0	0.0	--	0/0	0.0	
10/4	@ Pitt	0	0	0	00.0	0.00	0	0.0	0	0.0	--	0/0	0.0	
10/19	Denver	0	0	0	00.0	0.00	0	0.0	0	0.0	--	0/0	0.0	
10/25	@ Kansas City	0	0	0	00.0	0.00	0	0.0	0	0.0	--	0/0	0.0	
11/1	Oakland	0	0	0	00.0	0.00	0	0.0	0	0.0	--	0/0	0.0	
11/8	@ NY Giants	0	0	0	00.0	0.00	0	0.0	0	0.0	--	0/0	0.0	
11/15	Philadelphia	0	0	0	00.0	0.00	0	0.0	0	0.0	--	0/0	0.0	
11/22	@ Denver	0	0	0	00.0	0.00	0	0.0	0	0.0	--	0/0	0.0	
11/29	Kansas City	0	0	0	00.0	0.00	0	0.0	0	0.0	--	0/0	0.0	
12/6	@ Cleveland	0	0	0	00.0	0.00	0	0.0	0	0.0	--	0/0	0.0	
12/13	@ Dallas	0	0	0	00.0	0.00	0	0.0	0	0.0	--	0/0	0.0	
12/20	Cincinnati	0	0	0	00.0	0.00	0	0.0	0	0.0	--	0/0	0.0	
12/25	@ Tennessee	1	0	0	00.0	0.00	0	0.0	0	0.0	--	0/0	39.6	
1/3	Washington	0	0	0	00.0	0.00	0	0.0	0	0.0	--	0/0	0.0	
	TOTALS	1	0	0	00.0	0.00	0	0.0	0	0.0	--	0/0	39.6	
1/17	New York Jets+	0	0	0	00.0	0.00	0	0.0	0	0.0	--	0/0	0.0	

+ Denotes postseason game

RUSHING							L.Tomlinson					D.Sproles					M. Tolbert				
Date	Opp.	No.	Yds.	Avg.	LG	TD	No.	Yds.	Avg.	LG	TD	No.	Yds.	Avg.	LG	TD					
9/14	@ Oakland	13	55	4.2	13	1	9	23	2.6	7	1	0	0	0.0	--	0					
9/20	Baltimore		INA				10	26	2.6	13	0	0	0	0.0	--	0					
9/27	Miami		INA				18	41	2.3	8	0	1	5	5.0	5	0					
10/4	@ Pittsburgh	7	15	2.1	5	0	0	0	0.0	--	0	0	0	0.0	--	0					
10/19	Denver	18	70	3.9	17	0	1	0	0.0	0	0	0	0	0.0	--	0					
10/25	@ Kansas City	23	71	3.1	36	0	5	41	8.2	21	0	0	0	0.0	--	0					
11/1	Oakland	18	56	3.1	13	2	5	38	7.6	15	0	2	6	3.0	3	0					
11/8	@ NY Giants	12	22	1.8	5	0	1	1	1.0	1	0	0	0	0.0	--	0					
11/15	Philadelphia	24	96	4.0	20t	2	2	14	7.0	14	0	0	0	0.0	--	0					
11/22	@ Denver	20	73	3.7	21	1	9	26	2.9	8	0	7	58	8.3	32	1					
11/29	Kansas City	13	39	3.0	8	2	9	17	1.9	6	0	4	19	4.8	11	0					
12/6	@ Cleveland	20	64	3.2	11	1	7	27	3.9	8	0	0	0	0.0	--	0					
12/13	@ Dallas	21	50	2.4	11	1	7	22	3.1	6	0	0	0	0.0	--	0					
12/20	Cincinnati	16	59	3.7	13	0	3	11	3.7	12	0	0	0	0.0	--	0					
12/25	@ Tennessee	16	59	3.7	9	2	5	38	7.6	21	2	11	60	5.5	20	0					
1/3	Washington	2	1	0.5	1	0	2	18	9.0	12	0	0	0	0.0	--	0					
	TOTALS	223	730	3.3	36	12	93	343	3.7	21	3	25	148	5.9	32	1					
1/17	New York Jets+	12	24	2.0	5	0	3	33	11.0	22	0	0	0	0.0	--	0					

RUSHING							J. Hester					P. Rivers					M. Bennett				
Date	Opp.	No.	Yds.	Avg.	LG	TD	No.	Yds.	Avg.	LG	TD	No.	Yds.	Avg.	LG	TD					
9/14	@ Oakland	0	0	0.0	--	0	1	-1	-1.0	-1	0		INA								
9/20	Baltimore	2	3	1.5	2	0	4	10	2.5	4	0	4	19	4.8	7	0					
9/27	Miami	0	0	0.0	--	0	1	5	5.0	5t	1	8	18	2.3	9	0					
10/4	@ Pittsburgh	0	0	0.0	--	0	1	1	1.0	1	0		DNP								
10/19	Denver	1	2	2.0	2	0	1	1	1.0	1	0		INA								
10/25	@ Kansas City	3	8	2.7	7	0	2	18	9.0	11	0		INA								
11/1	Oakland	1	2	2.0	2	0	4	-2	-0.5	1	0	0	0	0.0	--	0					
11/8	@ NY Giants	0	0	0.0	--	0	1	15	15.0	15	0	0	0	0.0	--	0					
11/15	Philadelphia	0	0	0.0	--	0	1	-1	-1.0	-1	0	0	0	0.0	--	0					
11/22	@ Denver	7	46	6.6	15	0	0	0	0.0	--	0		INA								
11/29	Kansas City	3	3	1.0	2	0	1	4	4.0	4	0		INA								
12/6	@ Cleveland	1	0	0.0	0	0	4	0	0.0	3	0		INA								
12/13	@ Dallas	0	0	0.0	--	0	3	1	0.3	1	0		INA								
12/20	Cincinnati	0	0	0.0	--	0	1	0	0.0	0	0		INA								
12/25	@ Tennessee	3	10	3.3	6	0	1	-1	-1.0	-1	0		INA								
1/3	Washington		INA				0	0	0	--	0	11	28	2.5	14	0					
	TOTALS	21	74	3.5	15	0	26	50	1.9	15	1	23	65	2.8	14	0					
1/17	New York Jets+	0	0	0	--	0	3	4	1.3	3	1		INA								

RUSHING							V.Jackson					L.Naanee					B.Volek				
Date	Opp.	No.	Yds.	Avg.	LG	TD	No.	Yds.	Avg.	LG	TD	No.	Yds.	Avg.	LG	TD					
9/14	@ Oakland	0	0	0.0	--	0	0	0	0.0	--	0		DNP								
9/20	Baltimore	0	0	0.0	--	0	1	-5	-5.0	-5	0		DNP								
9/27	Miami	0	0	0.0	--	0	0	0	0.0	--	0		DNP								
10/4	@ Pittsburgh	0	0	0.0	--	0	0	0	0.0	--	0		DNP								
10/19	Denver	0	0	0.0	--	0	0	0	0.0	--	0		DNP								
10/25	@ Kansas City	0	0	0.0	--	0	0	0	0.0	--	0	3	-3	-1.0	-1	0					
11/1	Oakland	0	0	0.0	--	0	0	0	0.0	--	0		DNP								
11/8	@ NY Giants	1	-4	-4.0	-4	0	0	0	0.0	--	0		DNP								
11/15	Philadelphia	0	0	0.0	--	0	1	10	10.0	10	0		DNP								
11/22	@ Denver	0	0	0.0	--	0	0	0	0.0	--	0		DNP								
11/29	Kansas City	1	12	12.0	12	0	1	2	2.0	2	0	2	-2	-1.0	-1	0					
12/6	@ Cleveland	0	0	0.0	--	0	0	0	0.0	--	0		DNP								
12/13	@ Dallas	0	0	0.0	--	0	0	0	0.0	--	0		DNP								
12/20	Cincinnati	0	0	0.0	--	0	0	0	0.0	--	0		DNP								
12/25	@ Tennessee	1	3	3.0	3	0	0	0	0.0	--	0	3	-3	-1.0	-1	0					
1/3	Washington		INA					INA				1	-1	-1.0	-1	0					
	TOTALS	3	11	3.7	12	0	3	7	2.3	10	0	9	-9	-1.0	-1	0					
1/17	New York Jets+	0	0	0.0	--	0	0	0	0.0	--	0		DNP								

RUSHING							B.Davis				
Date	Opp.	No.	Yds.	Avg.	LG	TD	No.	Yds.	Avg.	LG	TD
9/14	@ Oakland		INA								
9/20	Baltimore		INA								
9/27	Miami		INA								
10/4	@ Pittsburgh		INA								
10/19	Denver		INA								
10/25	@ Kansas City		INA								
11/1	Oakland		INA								
11/8	@ NY Giants		INA								
11/15	Philadelphia		INA								
11/22	@ Denver		INA								
11/29	Kansas City		INA								
12/6	@ Cleveland		INA								
12/13	@ Dallas		INA								
12/20	Cincinnati		INA								
12/25	@ Tennessee		INA								
1/3	Washington	1	4	4.0	4	0					
	TOTALS	1	4	4.0	4	0					
1/17	New York Jets+		INA								

+ Denotes postseason game

RECEIVING

Date	Opp.	A.Gates					V.Jackson					D.Sproles				
		No.	Yds.	Avg.	LG	TD	No.	Yds.	Avg.	LG	TD	No.	Yds.	Avg.	LG	TD
9/14	@ Oakland	5	83	16.6	25	0	5	56	11.2	17	1	5	43	8.6	15	0
9/20	Baltimore	5	78	15.6	37	0	6	141	23.5	38	1	7	124	17.7	81t	1
9/27	Miami	5	64	12.8	19	0	5	120	24.0	55	0	2	14	7.0	12	0
10/4	@ Pitt	9	124	13.8	30t	2	4	56	14.0	16	0	1	16	16.0	16	0
10/19	Denver	5	70	14.0	21	0	4	46	11.5	18	1	1	4	4.0	4	0
10/25	@ Kansas City	5	55	11.0	25	0	5	142	28.4	51	1	3	58	19.3	58t	1
11/1	Oakland	3	49	16.3	30	0	8	103	12.9	20	1	1	8	8.0	8	0
11/8	@ NY Giants	5	67	13.4	29	0	5	58	11.6	18t	2	5	22	4.4	21	0
11/15	Philadelphia	7	78	11.1	20	0	1	10	10.0	10	0	4	31	7.8	11	0
11/22	@ Denver	3	41	13.7	24	0	4	56	14.0	23	0	1	7	7.0	7	0
11/29	Kansas City	7	118	16.9	22	2	2	27	13.5	16	0	5	66	13.2	20	0
12/6	@ Cleveland	8	167	20.9	56	0	2	54	27.0	41	0	4	56	14.0	31t	1
12/13	@ Dallas	4	44	11.0	14t	1	7	120	17.1	39	0	1	3	3.0	3	0
12/20	Cincinnati	4	33	8.3	13	1	5	108	21.6	34t	2	3	22	7.3	11	0
12/25	@ Tennessee	3	74	24.7	36t	1	5	70	14.0	20	0	2	23	11.5	20	1
1/3	Washington	1	12	12.0	12t	1		INA				0	0	0.0	0	0
	TOTALS	79	1157	14.6	56	8	68	1167	17.2	55	9	45	497	11.0	81t	4
1/17	New York Jets+	8	93	11.6	23	0	7	111	15.9	37	0	3	30	10.0	19	0

RECEIVING

Date	Opp.	M.Floyd					L.Naanee					L.Tomlinson				
		No.	Yds.	Avg.	LG	TD	No.	Yds.	Avg.	LG	TD	No.	Yds.	Avg.	LG	TD
9/14	@ Oakland	1	17	17.0	17	0	5	49	9.8	23	0	1	1	1.0	1	0
9/20	Baltimore	1	45	45.0	45	0	1	8	8.0	8	0		INA			
9/27	Miami	2	65	32.5	47	0	4	40	10.0	15	0		INA			
10/4	@ Pittsburgh	0	0	0.0	0	0	2	20	10.0	12	0	1	-1	-1.0	-1	0
10/19	Denver	3	51	17.0	20	0	0	0	0.0	--	0	3	30	10.0	25	0
10/25	@ Kansas City	2	9	4.5	6	1	0	0	0.0	--	0	2	2	1.0	1	0
11/1	Oakland	2	64	32.0	53	0	1	5	5.0	5	0	0	0	0.0	--	0
11/8	@ NY Giants	2	29	14.5	17	0	3	20	6.7	9	0	2	8	4.0	8	0
11/15	Philadelphia	3	45	15.0	22	0	3	42	14.0	20t	1	0	0	0.0	0	0
11/22	@ Denver	4	38	9.5	17	0	1	2	2.0	2t	1	0	0	0.0	--	0
11/29	Kansas City	3	85	28.3	53	0	0	0	0.0	--	0	1	5	5.0	5	0
12/6	@ Cleveland	3	30	10.0	15	0	0	0	0.0	--	0	1	21	21.0	21	0
12/13	@ Dallas	3	40	13.3	24	0	1	16	16.0	16	0	1	9	9.0	9	0
12/20	Cincinnati	4	63	15.8	20	0	1	15	15.0	15	0	4	58	14.5	36	0
12/25	@ Tennessee	3	55	18.3	22	0	2	25	12.5	20	0	2	4	2.0	2	0
1/3	Washington	9	140	15.6	50	0		INA				2	17	8.5	15	0
	TOTALS	45	776	17.2	53	1	24	242	10.1	23	2	20	154	7.7	36	0
1/17	New York Jets+	3	30	10.0	19	0	0	0	0.0	--	0	3	0	0.0	3	0

RECEIVING

Date	Opp.	C.Chambers					Tolbert					J.Hester				
		No.	Yds.	Avg.	LG	TD	No.	Yds.	Avg.	LG	TD	No.	Yds.	Avg.	LG	TD
9/14	@ Oakland	0	0		0	0	0	0	0.0	--	0	1	5	5.0	5	0
9/20	Baltimore	2	30	15.0	15	0	0	0	0.0	--	0	0	0	0.0	0	0
9/27	Miami	0	0		0	0	0	0	0.0	0	0	0	0	0.0	--	0
10/4	@ Pittsburgh	4	39	9.8	17	1	0	0	0.0	--	0	0	0	0.0	--	0
10/19	Denver	2	33	16.5	17	0	2	40	20.0	22	0	0	0	0.0	--	0
10/25	@ Kansas City	0	0		0	0	1	2	2.0	2	0	0	0	0.0	--	0
11/1	Oakland	1	20	20.0	20	0	0	0	0.0	--	0	0	0	0.0	--	0
11/8	@ NY Giants		NOR				0	0	0.0	--	0	1	3	3.0	3	0
11/15	Philadelphia		NOR				2	25	12.5	20t	1	0	0	0.0	--	0
11/22	@ Denver		NOR				1	1	1.0	1	0	3	0	0.0	3	0
11/29	Kansas City		NOR				2	17	8.5	15	0	1	3	3.0	3	0
12/6	@ Cleveland		NOR				1	66	66.0	66t	1	0	0	0.0	--	0
12/13	@ Dallas		NOR				3	19	6.3	11	0	0	0	0.0	--	0
12/20	Cincinnati		NOR				1	2	2.0	2	0	1	5	5.0	5	0
12/25	@ Tennessee		NOR				1	11	11.0	11	0	2	8	4.0	4	0
1/3	Washington		NOR				3	9	3.0	7	1		INA			
	TOTALS	9	122	13.6	20	1	17	192	11.3	66t	3	9	24	2.7	5	0
1/17	New York Jets+		NOR				1	6	6.0	6	0	1	15	15.0	15	0

RECEIVING

Date	Opp.	B.Manumaleuna					M.Bennett					K.Wilson				
		No.	Yds.	Avg.	LG	TD	No.	Yds.	Avg.	LG	TD	No.	Yds.	Avg.	LG	TD
9/14	@ Oakland	1	-2	-2.0	-2	0		INA				0	0	0.0	--	0
9/20	Baltimore	1	7	7.0	7	0	2	3	1.5	2	0	0	0	0.0	--	0
9/27	Miami	0	0	0.0	--	0	0	0		0	0	0	0	0.0	--	0
10/4	@ Pittsburgh	0	0	0.0	--	0		DNP				0	0	0.0	--	0
10/19	Denver	0	0	0.0	--	0		INA				0	0	0.0	--	0
10/25	@ Kansas City	0	0	0.0	--	0		INA				0	0	0.0	--	0
11/1	Oakland	0	0	0.0	--	0	0	0	0.0	--	0	0	0	0.0	--	0
11/8	@ NY Giants	0	0	0.0	--	0	0	0	0.0	--	0	1	2	2.0	2t	1
11/15	Philadelphia	0	0	0.0	--	0	0	0	0.0	--	0	0	0	0.0	--	0
11/22	@ Denver	0	0	0.0	--	0		INA				0	0	0.0	--	0
11/29	Kansas City	1	11	11.0	11	0		INA				0	0	0.0	--	0
12/6	@ Cleveland	0	0		0	0		INA				0	0	0.0	--	0
12/13	@ Dallas	0	0	0.0	--	0		INA				1	21	21.0	21	0
12/20	Cincinnati	0	0	0.0	--	0		INA				1	2	2.0	2	0
12/25	@ Tennessee	1	-6	-6.0	-6	0		INA				0	0	0.0	--	0
1/3	Washington	1	3	3.0	3	0	4	62	15.5	33	0	1	3	3.0	3	0
	TOTALS	5	13	2.6	11	0	6	65	10.8	33	0	4	28	7.0	21	0
1/17	New York Jets+	0	0	0.0	--	0		INA				1	13	13.0	13t	1

+ Denotes postseason game

RECEIVING		K.Osgood					B.Davis				
Date	Opp.	No.	Yds.	Avg.	LG	TD	No.	Yds.	Avg.	LG	TD
9/14	@ Oakland	0	0	0.0	--	0					
9/20	Baltimore	0	0	0.0	--	0					
9/27	Miami	0	0	0.0	--	0					
10/4	@ Pittsburgh	0	0	0.0	--	0					
10/19	Denver	0	0	0.0	--	0					
10/25	@ Kansas City	0	0	0.0	--	0					
11/1	Oakland	0	0	0.0	--	0					
11/8	@ NY Giants	0	0	0.0	--	0					
11/15	Philadelphia	0	0	0.0	--	0					
11/22	@ Denver	0	0	0.0	--	0					
11/29	Kansas City	0	0	0.0	--	0					
12/6	@ Cleveland	0	0	0.0	--	0					
12/13	@ Dallas	0	0	0.0	--	0					
12/20	Cincinnati	0	0	0.0	--	0					
12/25	@ Tennessee	0	0	0.0	--	0					
1/3	Washington	1	17	17.0	17	0	6	52	8.7	11	0
1/3	TOTALS	1	17	17.0	17	0	6	52	8.7	11	0
1/17	New York Jets+	0	0	0.0	--	0					

PUNT RETURNS		D.Sproles					B.Davis / A.Cromartie						
Date	Opp.	No.	Yds.	Avg.	LG	FC	TD	No.	Yds.	Avg.	LG	FC	TD
9/14	@ Oakland	3	10	3.3	8	0	0						
9/20	Baltimore	0	0	0.0	0	2	0						
9/27	Miami	3	15	5.0	12	0	0						
10/4	@ Pitt	0	0	0.0	0	1	0						
10/19	Denver	1	77	77.0	77t	1	1						
10/25	@ Kansas City	1	18	18.0	18	2	0						
11/1	Oakland	3	17	5.7	9	0	0						
11/8	@ NY Giants	0	0	0.0	0	1	0						
11/15	Philadelphia	3	13	4.3	8	0	0						
11/22	@ Denver	3	6	2.0	6	0	0						
11/29	Kansas City	1	0	0.0	0	1	0						
12/6	@ Cleveland	1	-1	-1.0	-1	0	0						
12/13	@ Dallas	2	18	9.0	14	1	0						
12/20	Cincinnati	3	5	1.7	9	0	0						
12/25	@ Tennessee	1	6	6.0	6	1	0						
1/3	Washington	1	-1	-1.0	-1	2	0	0/	0/	0.0/	0/	1/	0/
1/3	TOTALS	26	183	7.0	77t	12	1	0/	0/	0.0/	0/	1/	0/
1/17	New York Jets+	2	3	1.5	3	1	0	/1	/0	/0.0	/0	/0	/0

KO RETURNS		D.Sproles					A.Cromartie					B.Manumaleuna				
Date	Opp.	No.	Yds.	Avg.	LG	TD	No.	Yds.	Avg.	LG	TD	No.	Yds.	Avg.	LG	TD
9/14	@ Oakland	5	170	34.0	66	0	0	0	0.0	--	0	0	0	0.0	--	0
9/20	Baltimore	4	128	32.0	53	0	1	22	22.0	22	0	0	0	0.0	--	0
9/27	Miami	3	61	20.3	29	0	0	0	0.0	--	0	0	0	0.0	--	0
10/4	@ Pitt	6	154	25.7	42	0	1	9	9.0	9	0	0	0	0.0	--	0
10/19	Denver	7	149	21.3	30	0	0	0	0.0	--	0	0	0	0.0	--	0
10/25	@ Kansas City	2	34	17.0	18	0	0	0	0.0	--	0	0	0	0.0	--	0
11/1	Oakland	3	67	22.3	39	0	0	0	0.0	--	0	0	0	0.0	--	0
11/8	@ NY Giants	2	38	19.0	20	0	0	0	0.0	--	0	0	0	0.0	--	0
11/15	Philadelphia	6	147	24.5	29	0	0	0	0.0	--	0	0	0	0.0	--	0
11/22	@ Denver	0	0	0.0	--	0	0	0	0.0	--	0	0	0	0.0	--	0
11/29	Kansas City	4	88	22.0	32	0	0	0	0.0	--	0	0	0	0.0	--	0
12/6	@ Cleveland	3	37	12.3	26	0	0	0	0.0	--	0	0	0	0.0	--	0
12/13	@ Dallas	2	42	21.0	28	0	0	0	0.0	--	0	0	0	0.0	--	0
12/20	Cincinnati	2	73	36.5	45	0	1	10	10.0	10	0	0	0	0.0	--	0
12/25	@ Tennessee	4	85	21.3	26	0	0	0	0.0	0	0	0	0	0.0	--	0
1/3	Washington	1	27	27.0	27	0	0	0	0.0	0	0	0	0	0.0	--	0
1/3	TOTALS	54	1300	24.1	66	0	3	41	13.7	22	0	0	0	0.0	--	0
1/17	New York Jets+	2	44	22.0	27	0	1	11	11.0	11	0	1	17	17.0	17	0

KO RETURNS		J. Hester					K.Wilson					B.Davis				
Date	Opp.	No.	Yds.	Avg.	LG	TD	No.	Yds.	Avg.	LG	TD	No.	Yds.	Avg.	LG	TD
9/14	@ Oakland	0	0	0.0	--	0	0	0	0.0	--	0					
9/20	Baltimore	0	0	0.0	--	0	0	0	0.0	--	0					
9/27	Miami	0	0	0.0	--	0	0	0	0.0	--	0					
10/4	@ Pittsburgh	0	0	0.0	--	0	0	0	0.0	--	0					
10/19	Denver	0	0	0.0	--	0	0	0	0.0	--	0					
10/25	@ Kansas City	0	0	0.0	--	0	0	0	0.0	--	0					
11/1	Oakland	0	0	0.0	--	0	0	0	0.0	--	0					
11/8	@ NY Giants	0	0	0.0	--	0	1	13	13.0	13	0					
11/15	Philadelphia	0	0	0.0	--	0	0	0	0.0	--	0					
11/22	@ Denver	0	0	0.0	--	0	0	0	0.0	--	0					
11/29	Kansas City	0	0	0.0	--	0	0	0	0.0	--	0					
12/6	@ Cleveland	0	0	0.0	--	0	0	0	0.0	--	0					
12/13	@ Dallas	0	0	0.0	--	0	0	0	0.0	--	0					
12/20	Cincinnati	1	9	9.0	9	0	0	0	0.0	--	0					
12/25	@ Tennessee	0	0	0.0	--	0	0	0	0.0	--	0					
1/3	Washington	0	0	0.0	--	0	0	0	0.0	--	0	4	79	19.8	23	0
1/3	TOTALS	1	9	9.0	9	0	1	13	13.0	13	0	4	79	19.8	23	0
1/17	New York Jets+	0	0	0.0	--	0	0	0	0.0	--	0					

+ Denotes postseason game

PUNTING

Date	Opp.	M.Scifres						
		No.	Yds.	Avg.	TB	In20	LG	Net
9/14	@ Oakland	5	265	53.0	0	1	65	45.8
9/20	Baltimore	2	75	37.5	0	1	41	37.5
9/27	Miami	2	85	42.5	0	1	49	38.0
10/4	@ Pitt	6	291	48.5	0	4	63	43.8
10/19	Denver	3	151	50.3	0	0	57	24.7
10/25	@ Kansas City	4	196	49.0	0	2	63	44.8
11/1	Oakland	3	125	41.7	0	2	56	38.7
11/8	@ NY Giants	5	184	36.8	0	3	47	34.2
11/15	Philadelphia	4	200	50.0	0	2	61	46.8
11/22	@ Denver	3	132	44.0	1	0	52	34.0
11/29	Kansas City	3	129	43.0	0	1	47	42.3
12/6	@ Cleveland	1	49	49.0	0	1	49	49.0
12/13	@ Dallas	3	126	42.0	1	2	50	35.3
12/20	Cincinnati	4	160	40.0	0	1	44	38.3
12/25	@ Tennessee	1	29	29.0	0	0	29	29.0
1/3	Washington	3	145	48.3	0	2	53	33.7
	TOTALS	52	2342	45.0	2	23	65	39.2
1/17	New York Jets+	6	297	49.5	0	3	60	43.8

KICKING

Date	Opponent	N.Kaeding									
		KO	KO Yds	TB	XP Att	XP	FG Att	FG	Long	Points	
9/14	@ Oakland	4	236	0	3	3	1	1	47	6	
9/20	Baltimore	7	455	1	2	2	4	4	29	14	
9/27	Miami	6	407	1	2	2	4	3	26	11	
10/4	@ Pittsburgh	5	279	0	4	4	0	0	0	4	
10/19	Denver	6	377	0	2	2	4	3	50	11	
10/25	@ Kansas City	8	436	0	4	4	4	3	39	13	
11/1	Oakland	5	332	0	3	3	1	1	28	6	
11/8	@ NY Giants	4	257	0	3	3	0	0	0	3	
11/15	Philadelphia	6	398	0	4	4	1	1	29	7	
11/22	@ Denver	8	535	5	3	2	4	4	47	14	
11/29	Kansas City	8	534	1	5	5	2	2	55	11	
12/6	@ Cleveland	6	355	0	3	3	3	3	42	12	
12/13	@ Dallas	5	342	1	2	2	2	2	34	8	
12/20	Cincinnati	6	376	0	3	3	2	2	52	9	
12/25	@ Tennessee	7	414	0	6	6	0	0	0	6	
1/3	Washington	6	406	0	2	2	3	3	47	11	
	TOTALS	97	6139	9	51	50	35	32	55	146	
1/17	New York Jets+	2	129	0	2	2	3	0	0	2	

+ Denotes postseason game

2009

-- DEFENSIVE GAME-BY-GAME --

2009

Game #	Opponent	DATE	Boone				Castillo				Cesaire				Coleman / Garay				Johnson				Martin				Nwagbuo				Williams / Scott				Applewhite / Harris				Burnett				Cooper				Dobbins			
			TKL	SKS	TFL	INT	TKL	SKS	TFL	INT	TKL	SKS	TFL	INT	TKL	SKS	TFL	INT	TKL	SKS	TFL	INT	TKL	SKS	TFL	INT	TKL	SKS	TFL	INT	TKL	SKS	TFL	INT	TKL	SKS	TFL	INT	TKL	SKS	TFL	INT	TKL	SKS	TFL	INT				
1	@ Oakland	09/14/09		NOR			4	0	0	0		INA			1/	0/	1/	0/	5	0	0	0	0	0	0	0	4	1	1	0	4/	0/	1/	0/	0/	0/	0/	0/	11	0	0	0	16	0	1	0	2	0	0	0
2	Baltimore	09/20/09		NOR			3	1	1	0	3	0	0	0	0/	0/	0/	0/		INA			3	0	0	0	5	0	1	0		IR/				INA/			7	0	0	0	5	0	1	0	3	0	0	0
3	Miami	09/27/09	3	0	0	0	4	0	2	0	6	0	0	0		PS/				INA			0	0	0	0	5	0	2	0		IR/				INA/			14	1	1	0	13	0	0	0	2	0	1	0
4	@ Pitts	10/04/09	4	1	1	0	6	0	0	0	5	0	0	0		PS/				INA			0	0	0	0	2	0	0	0		IR/				INA/			6	0	0	0	11	0	0	0	6	1	2	0
5	Denver	10/19/09	1	0	0	0	3	0	0	0	2	0	0	0		PS/			1	0	0	0		INA			2	0	0	0	/1	IR/0	/1	/0		INA/			9	0	1	0	6	0	0	0	2	0	1	0
6	@ KC	10/25/09	1	0	0	0	2	1	1	0	1	0	0	0		PS/			0	0	0	0		INA			1	0	0	0	/2	IR/0	/0	/0		IR/				INA			1	0	0	0	14	0	0	1
7	Oakland	11/01/09	2	0	0	0	2	0	0	0	4	0	0	0		PS/			3	0	1	0		INA			4	0	0	0	/0	IR/0	/0	/0		IR/				INA			12	0	0	0	5	0	0	0
8	@ NYG	11/08/09	1	1	1	0	2	0	0	0	6	1	1	0		PS/			0	0	0	0		INA			0	0	0	0	/1	IR/0	/0	/0		IR/				INA			13	0	0	0		INA		
9	Phil	11/15/09	2	0	0	0	2	0	0	0	0	0	0	0		PS/			2	0	0	0		INA			1	0	0	0	/3	IR/0	/0	/0		IR/			10	0	1	0	8	0	0	0		INA		
10	@ Denver	11/22/09	0	0	0	0	2	0	0	0	1	0	0	0		PS/			2	0	0	0		INA			0	0	0	0	/3	IR/0	/0	/0		IR/			9	1.5	2	0	5	0	0	0	1	0	0	0
11	KC	11/29/09	2	0	1	0		INA			1	0	0	0		PS/			0	0	0	0	0	0	0	0	1	0	0	0	/1	IR/0	/0	/0		IR/			5	0	1	0	5	0	0	0	2	0	0	0
12	@ Cleve	12/06/09	0	0	0	0		INA			0	0	0	0		PS/			2	0	0	0	0	0	0	0	0	0	0	/3	IR/0	/0	/0	/1	IR/1	/1	0	3	0	0	0	8	0	0	0	0	0	0	0	
13	@ Dallas	12/13/09		INA			4	0	0	0	2	0	0	0		PS/			1	0	0	0	0	0	0	0		IR			/0	IR/0	/0	/0	/0	IR/0	/0	/0	3	0	0	0	5	0	0	0	3	0	0	0
14	Cincinnati	12/20/09	3	1	1	0	0	0	0	0	1	0	1	0		PS/			3	0	1	0	1	0	0	0		IR			/2	IR/0	/0	/0	/0	IR/0	/0	/0		INA			6	0	0	0	11	0	0	0
15	@ Tenn	12/25/09	0	0	0	0	4	0	0	0		INA				PS/			2	0	0	0	0	0	0	0		IR			/2	IR/1	/2	0	/1	IR/0	/0	/0		INA			5	0	0	0	2	0	0	0
16	Washingto	01/03/09	2	0	0	0	0	0	0	0		INA				PS/			6	0	0	0	0	0	0	0		IR			/0	IR/0	/0	/0	/5	IR/1	/1	/0	6	0	0	0	0	0	0	0	4	0	0	0
17	NY Jets	01/17/10	1	0	0	0	5	0	0	0	4	0	0	0	4	PS/0	/0	/0	1	0	0	0		INA				IR			/4	IR/0	/1	/0		IR/IN			1	0	1	0	9	0	1	0	0	0	0	0

-- DEFENSIVE GAME-BY-GAME --

Game #	Opponent	DATE	English				Merriman				Phillips				Siler				Tucker / Holt				Cason / Hughes				Cromartie				Ellison				Gregory / Spillman				Hart / Oliver				Jammer				Weddle			
			TKL	SKS	TFL	INT	TKL	SKS	TFL	INT	TKL	SKS	TFL	INT	TKL	SKS	TFL	INT	TKL	SKS	TFL	INT	TKL	SKS	TFL	INT	TKL	SKS	TFL	INT	TKL	SKS	TFL	INT	TKL	SKS	TFL	INT	TKL	SKS	TFL	INT	TKL	SKS	TFL	INT				
1	@ Oakland	09/14/09	1	0	0	0	6	0	0	0	4	0	0	0	0		INA/			3/	0/	0/	1/	2	0	0	0		INA			4/	0/	0/	0/	2/	0/	0/	0/	0	0	0	1	7	0	0	0			
2	Baltimore	09/20/09	1	0	0	0	2	0	0	0	7	0	0	0	0	0/	0/	0/	0/	1/	0/	0/	1/	3	0	0	0		INA			3/	0/	0/	0/	4/	0/	0/	0/	5	0	0	0	11	0	1	0			
3	Miami	09/27/09	2	0	1	0	0	0	0	0	3	0	0	0	1/	0/	0/	0/	1/	0/	0/	0/	2	0	0	0	0	0	0	0	1/	0/	0/	0/	2/	0/	0/	0/	3	0	0	0	6	0	0	1t				
4	@ Pitts	10/04/09	3	1	1	0	2	0	0	0	6	0	0	0	1/	0/	0/	0/	2/	0/	0/	0/	4	0	0	0	0	0	0	0	5/	0/	0/	0/	5/	0/	0/	0/	5	0	0	0	7	0	1	0				
5	Denver	10/19/09	5	1	1	0	6	0	0	0	4	0	0	0	0/	0/	0/	0/	3/	0/	0/	0/	3	0	0	0	7	0	1	0	4/	0/	0/	0/					3	0	0	0	7	0	0	0				
6	@ KC	10/25/09	0	0	0	0	8	0	1	0	9	2	2	0	4	0	1	0	0/	0/	0/	0/	1/	0	0	0	2	0	0	0	3/	1/	1/	1/	/2	/0	/0	/1	5	0	0	0	4	1	1	0				
7	Oakland	11/01/09	3	0	0	0	7	2	2	0	5	2	2	0	7	0	0	0	0/	0/	0/	0/	3	0	0	1	4	0	0	0	2/	1/	1/	0/	/0	/0	/0	/0	2	0	0	0	7	0	0	0				
8	@ NYG	11/08/09	2	0	0	0	3	2	2	0	8	1	2	0	10	0	1	0	0/	0/	0/	0/	1/	0	0	0	10	0	0	0	5/	0/	0/	0/	/6	/0	/0	/0	6	0	0	0	7	0	0	0				
9	Phil	11/15/09	0	0	0	0	3	0	0	0	4	0	1	0	4	1	1	0		INA/			3/	0/	0/	0/	1	0	0	1	1	0	0	0	5/	0/	0/	0/	/4	/1	/1	/0	3	0	0	0	9	0	0	0
10	@ Denver	11/22/09	1	0	0	0	1	0	0	0	4	1	1	0	3	0	0	0		IR/			0/	0/	0/	0/	5	0	0	1	1	0	0	0	3/	0/	0/	0/	/2	/0	/0	/0	1	0	0	0	5	0.5	1	0
11	KC	11/29/09	2	0	0	0	1	0	0	0	3	0	1	0	10	0	1	0	/1	IR/0	/1	/0	1/	0	0	0	5	0	0	0	1	0	0	0	4/	0/	0/	0/	/3	/0	/0	/0	4	0	0	1	3	0	0	0
12	@ Cleve	12/06/09	2	0	0	0		INA			6	1	2	0	7	0	0	0	/0	IR/0	/0	/0	4/	0/	0/	0/	1	0	0	0	6	0	0	0	5/4	0/0	0/0	0/0	/3	/0	/0	/0	2	0	0	0		INA		
13	@ Dallas	12/13/09	1	0	0	0	3	0	0	0	4	0	0	0	6	1	2	0	/0	IR/0	/0	/0	0/	0/	0/	0/	1	0	0	0	6	0	0	0	8/1	0/0	1/0	0/0	/7	/0	/0	/0	4	0	0	0		INA		
14	Cincinnati	12/20/09	1	0	0	0	2	0	0	0	0	0	0	0	7	0	0	0	/0	IR/0	/0	/0	1/	0/	0/	0/	2	0	0	0	6	1	1	0	4/	0/	0/	0/	/1	/0	/0	/0	7	0	0	1	6	0	0	0
15	@ Tenn	12/25/09	3	0	0	0	2	0	0	0	4	0	0	0	4	0	0	1	/0	IR/0	/0	/0	0/	0/	0/	0/	2	0	0	0	0	0	0	0	5/	0/	0/	0/	/2	/0	/0	/0	4	0	0	0	3	0	0	1
16	Washingto	01/03/09	7	0	0	0		INA			0	0	0	0	4	0	1	0	/0	IR/0	/0	/0	8/1	0/	0/	0/	2	0	0	0	6	0	0	0	2/0	0/0	1/0	0/0	/8	/0	/0	/0	0	0	0	0		INA		
17	NY Jets	01/17/10	1	0	0	0	4	0	0	0	6	0	0	0	4	0	0	0		IR/IR			1/	0/	0/	0/	1	0	0	0	1	0	0	0	2/	0/	0/	0/	/2	/0	/0	/0	5	0	1	1	8	1	1	0

2009 Offensive Statistics by Game for San Diego Chargers

Game	9/14@OAK	9/20BLT	9/27MIA	10/4@PIT	10/19DEN	10/25@KC	11/1@OAK	11/8@NYG	11/15PHI12/2@DEN	11/29KC	12/6@CLV	12/13@DAL	12/20CIN	12/25@TEN	1/3WAS	1/17NYJ+	
Points	24	26	23	28	23	37	24	21	31	32	43	30	20	27	42	23	14
1st Qtr	0	10	0	0	10	14	7	0	7	7	7	10	7	7	7	10	0
2nd Qtr	10	6	3	0	10	6	14	7	7	6	21	3	3	7	14	3	7
3rd Qtr	0	7	7	7	3	7	0	7	14	7	10	14	0	10	14	0	0
4th Qtr	14	3	13	21	0	10	3	7	3	12	5	3	10	3	7	10	7
Overtime	0	0	0	0	0	0	0	0	0	0	0	0	0	0	0	0	0
TDs (Ru-P-Ret)	2-1-0	0-2-0	1-0-1	0-3-1	0-1-1	0-3-1	2-1-0	0-3-0	2-2-0	2-1-0	2-2-1	1-2-0	1-1-0	0-3-0	4-2-0	0-2-0	1-1-0
PATs (M/A)	3-3	2-2	2-2	4-4	2-2	4-4	3-3	3-3	4-4	2-3	5-5	3-3	2-2	3-3	6-6	2-2	2-2
2PT Convs (M/A)	0-0	0-0	0-0	0-0	0-0	0-0	0-0	0-0	0-0	0-0	0-0	0-0	0-0	0-0	0-0	0-0	0-0
FGs (M/A)	1-1	4-4	3-4	0-0	3-4	3-4	1-1	0-0	1-1	4-4	2-2	3-3	2-2	2-2	0-0	3-3	0-3
Safeties	0	0	0	0	0	0	0	0	0	0	1	0	0	0	0	0	0
First Downs	19	20	19	17	20	17	20	18	22	21	26	21	21	20	30	19	18
Rushing	5	4	2	1	4	6	8	2	6	10	5	4	5	3	13	2	2
Passing	14	14	15	15	14	9	11	14	13	9	18	16	15	16	12	17	15
Penalty	0	2	2	1	2	2	1	2	3	2	3	1	1	1	5	0	1
3rd Down Conv (M/A)	5-12	7-16	7-14	3-9	2-11	8-17	7-11	3-10	3-8	5-13	4-9	5-10	5-12	5-11	8-11	6-13	4-13
3rd Down Conv Pct	41.67%	43.75%	50.00%	33.33%	18.18%	47.06%	63.64%	30.00%	37.50%	38.46%	44.44%	50.00%	41.67%	45.45%	72.73%	46.15%	30.77%
4th Down Conv (M/A)	0-0	1-2	0-1	0-0	0-1	0-1	0-0	0-0	0-0	1-1	0-0	0-1	1-1	0-0	1-1	1-1	0-0
4th Down Conv Pct	0.00%	50.00%	0.00%	0.00%	0.00%	0.00%	0.00%	0.00%	0.00%	100.00%	0.00%	0.00%	100.00%	0.00%	100.00%	100.00%	0.00%
Red Zone Conv (M/A)	3-4	0-5	1-6	2-2	1-2	2-5	3-4	3-3	1-2	3-6	4-6	1-3	2-4	1-2	5-6	2-3	2-3
Red Zone Conv Pct	75.00%	0.00%	16.67%	100.00%	50.00%	40.00%	75.00%	100.00%	50.00%	50.00%	66.67%	33.33%	50.00%	50.00%	83.33%	66.67%	66.67%
Goal to Go Conv (M/A)	2-2	0-4	1-3	1-1	1-2	1-4	2-3	2-2	1-1	2-3	2-3	1-2	1-1	1-1	4-4	1-2	1-1
Goal to Go Conv Pct	100.00%	0.00%	33.33%	100.00%	50.00%	25.00%	66.67%	100.00%	100.00%	66.67%	66.67%	50.00%	100.00%	100.00%	100.00%	50.00%	100.00%
Total Net Yards	317	474	355	251	311	403	346	226	331	348	426	477	341	366	425	364	344
Total Off. Plays	62	68	63	47	59	66	56	53	55	65	63	59	64	60	69	63	60
Avg. Gain Per Play	5.1	7.0	5.6	5.3	5.3	6.1	6.2	4.3	6.0	5.4	6.8	8.1	5.3	6.1	6.2	5.8	5.7
Net Yards Rushing	77	53	69	16	73	135	100	34	119	203	94	91	73	70	166	50	61
Total Rushing Plays	23	21	28	8	21	36	30	15	28	43	34	32	31	20	40	17	18
Avg. Gain Per Rush	3.3	2.5	2.5	2.0	3.5	3.8	3.3	2.3	4.3	4.7	2.8	2.8	2.4	3.5	4.2	2.9	3.4
Net Yards Passing	240	421	286	235	238	268	246	192	212	145	332	386	268	296	259	314	283
Times Sacked	3	2	2	3	5	0	1	2	2	0	0	1	1	2	1	1	2
Yards Lost on Sacks	12	15	17	19	36	0	3	17	19	0	0	8	4	12	5	1	15
Gross Yards Passing	252	436	303	254	274	268	249	209	231	145	332	394	272	308	264	315	298
Pass Attempts	36	45	33	36	33	30	25	36	25	22	29	26	32	38	28	45	40
Pass Completions	24	25	18	21	20	18	16	24	20	17	22	19	21	24	21	28	27
Completion Pct	66.67%	55.56%	54.55%	58.33%	60.61%	60.00%	64.00%	66.67%	80.00%	77.27%	75.86%	73.08%	65.63%	63.16%	75.00%	62.22%	67.50%
Avg. Gain Per Pass	6.2	9.0	8.2	6.0	6.3	8.9	9.5	5.1	7.9	6.6	11.4	14.3	8.1	7.4	8.9	6.8	6.7
Interceptions	1	2	0	0	0	0	1	2	0	0	0	0	1	2	0	1	2
Fumbles / Fum. Lost	2-1	1-0	1-1	1-1	4-1	0-0	1-1	1-0	0-0	1-0	1-1	0-0	0-0	0-0	1-1	0-0	3-0
Penalties	9	12	3	3	4	9	5	3	3	1	8	1	5	4	6	2	10
PenaltyYards	60	85	20	20	44	59	40	20	31	15	55	5	24	30	45	17	87
Punts	5	2	2	6	3	4	3	5	4	3	3	1	3	4	1	3	6
Gross Punting Average	53.0	37.5	42.5	48.5	50.3	49.0	41.7	36.8	50.0	44.0	43.0	49.0	42.0	40.0	29.0	48.3	49.5
Touchbacks	0	0	0	0	0	0	0	0	0	1	0	0	1	0	0	0	0
Inside20	1	1	1	4	0	2	2	3	2	0	1	1	2	1	0	2	3
Punts Blocked	0	0	0	0	0	0	0	0	0	0	0	0	0	0	0	0	0
Net Punting Average	45.8	37.5	38.0	43.8	24.7	44.8	38.7	34.2	46.8	34.0	42.3	49.0	35.3	38.3	29.0	33.7	43.8
Punt Returns	3	0	3	0	1	1	3	0	3	3	1	1	2	3	1	1	3
Punt Return Yards	10	0	15	0	77	18	17	0	13	6	0	-1	18	5	6	-1	3
Punt Return Avg.	3.3	0.0	5.0	0.0	77.0	18.0	5.7	0.0	4.3	2.0	0.0	-1.0	9.0	1.7	6.0	-1.0	1.0
Fair Catches	0	2	0	1	1	2	0	1	0	0	1	0	1	0	1	3	1
Kickoff Returns	5	5	3	7	7	2	3	3	6	0	4	3	2	4	4	5	4
Kickoff Return Yards	170	150	61	163	149	34	67	51	147	0	88	37	42	92	85	106	72
Kickoff Return Avg.	34.0	30.0	20.3	23.3	21.3	17.0	22.3	17.0	24.5	0.0	22.0	12.3	21.0	23.0	21.3	21.2	18.0
Time of Possession	28:23	31:19	27:33	19:40	29:17	32:45	30:29	22:13	30:23	37:52	35:20	29:23	30:05	28:14	39:07	27:27	28:29

+ Denotes postseason game

2009 Defensive Statistics by Game for San Diego Chargers

Game	9/14@OAK	9/20BLT	9/27MIA	10/4@PIT	10/19DEN	10/25@KC	11/1@OAK	11/8@NYG	11/15PHI11/22@DEN	11/29KC	12/6@CLV	12/13@DAL	12/20CIN	12/25@TEN	1/3WAS	1/17NYJ+	
Points	20	31	13	38	34	7	16	20	23	3	14	23	17	24	17	20	17
1st Qtr	7	7	0	14	7	0	0	0	0	0	0	7	3	3	3	0	0
2nd Qtr	3	14	3	7	10	0	10	7	6	0	7	0	0	10	7	14	0
3rd Qtr	0	7	3	7	7	7	3	0	3	3	7	0	7	0	0	3	3
4th Qtr	10	3	7	10	10	0	3	13	14	0	0	16	7	11	7	3	14
Overtime	0	0	0	0	0	0	0	0	0	0	0	0	0	0	0	0	0
TDs (Ru-P-Ret)	1-1-0	2-2-0	1-0-0	2-3-0	0-2-2	0-1-0	1-0-0	0-2-0	0-2-0	0-0-0	1-1-0	0-3-0	0-2-0	0-2-0	2-0-0	0-2-0	1-1-0
PATs (M/A)	2-2	4-4	1-1	5-5	4-4	1-1	1-1	2-2	2-2	0-0	2-2	2-2	2-2	1-1	2-2	2-2	2-2
2PT Convs (M/A)	0-0	0-0	0-0	0-0	0-0	0-0	0-0	0-0	0-0	0-0	0-0	0-1	0-0	1-1	0-0	0-0	0-0
FGs (M/A)	2-2	1-1	2-2	1-1	2-3	0-1	3-3	2-2	3-3	1-1	0-0	1-2	1-2	3-3	1-1	2-2	1-1
Safeties	0	0	0	0	0	0	0	0	0	0	0	0	0	0	0	0	0
First Downs	19	22	19	32	19	10	13	19	26	14	16	24	22	19	17	18	14
Rushing	8	9	12	11	4	6	8	7	2	6	5	5	9	5	10	5	6
Passing	9	11	7	19	12	3	5	11	22	7	9	18	12	14	6	12	6
Penalty	2	2	0	2	3	1	0	1	2	1	2	1	1	0	1	1	2
3rd Down Conv (M/A)	7-14	4-11	5-12	8-12	9-16	3-15	5-13	5-14	5-13	2-9	3-11	8-16	1-8	7-15	2-8	8-16	6-16
3rd Down Conv Pct	50.00%	36.36%	41.67%	66.67%	56.25%	20.00%	38.46%	35.71%	38.46%	22.22%	27.27%	50.00%	12.50%	46.67%	25.00%	50.00%	37.50%
4th Down Conv (M/A)	1-1	0-0	1-1	1-1	0-0	1-3	1-2	0-1	1-1	0-3	0-1	2-2	1-2	0-0	1-1	0-1	1-1
4th Down Conv Pct	100.00%	0.00%	100.00%	100.00%	0.00%	33.33%	50.00%	0.00%	100.00%	0.00%	0.00%	100.00%	50.00%	0.00%	100.00%	0.00%	100.00%
Red Zone Conv (M/A)	1-3	3-4	1-4	5-5	2-4	1-1	1-2	2-4	2-5	0-4	2-2	3-4	2-4	1-4	1-1	2-4	1-1
Red Zone Conv Pct	33.33%	75.00%	25.00%	100.00%	50.00%	100.00%	50.00%	50.00%	40.00%	0.00%	100.00%	75.00%	50.00%	25.00%	100.00%	50.00%	100.00%
Goal to Go Conv (M/A)	1-1	2-2	0-2	4-4	1-1	0-0	1-1	1-2	1-3	0-2	1-1	2-3	2-3	1-2	1-1	2-3	1-1
Goal to Go Conv Pct	100.00%	100.00%	0.00%	100.00%	100.00%	0.00%	100.00%	50.00%	33.33%	0.00%	100.00%	66.67%	66.67%	50.00%	100.00%	66.67%	100.00%
Total Net Yards	366	311	289	497	328	203	180	304	462	271	284	372	347	407	270	339	262
Total Off. Plays	65	60	63	73	63	61	54	67	71	53	57	69	58	63	49	65	63
Avg. Gain Per Play	5.6	5.2	4.6	6.8	5.2	3.3	3.3	4.5	6.5	5.1	5.0	5.4	6.0	6.5	5.5	5.2	4.2
Net Yards Rushing	148	130	149	177	101	121	99	116	29	115	114	115	108	114	182	64	169
Total Rushing Plays	32	32	31	36	33	30	27	29	13	17	23	22	27	21	27	22	39
Avg. Gain Per Rush	4.6	4.1	4.8	4.9	3.1	4.0	3.7	4.0	2.2	6.8	5.0	5.2	4.0	5.4	6.7	2.9	4.3
Net Yards Passing	218	181	140	320	227	82	81	188	433	156	170	257	239	293	88	275	93
Times Sacked	1	1	1	3	1	5	5	5	2	3	1	2	1	2	1	1	1
Yards Lost on Sacks	7	9	6	19	2	18	28	27	17	25	11	14	10	21	1	6	7
Gross Yards Passing	225	190	146	339	229	100	109	215	450	181	181	271	249	314	89	281	100
Pass Attempts	32	27	31	34	29	26	22	33	56	33	33	45	30	40	21	42	23
Pass Completions	14	18	18	27	20	11	14	25	35	17	20	25	19	27	8	28	12
Completion Pct	43.75%	66.67%	58.06%	79.41%	68.97%	42.31%	63.64%	75.76%	62.50%	51.52%	60.61%	55.56%	63.33%	67.50%	38.10%	66.67%	52.17%
Avg. Gain Per Pass	6.6	6.5	4.4	8.6	7.6	2.6	3.0	4.9	7.5	4.3	5.0	5.5	7.7	7.0	4.0	6.4	3.9
Interceptions	2	1	1	0	0	3	1	0	1	1	1	0	0	1	2	0	1
Fumbles / Fum. Lost	1-1	2-0	1-1	3-1	1-0	0-0	1-0	2-1	0-0	2-2	4-3	1-1	1-0	2-0	1-1	2-0	0-0
Penalties	6	4	7	6	4	7	6	9	9	9	5	4	6	9	9	3	5
PenaltyYards	40	32	39	59	48	41	31	104	70	65	25	30	68	55	74	14	37
Punts	4	4	4	2	4	6	4	5	4	3	4	3	3	5	3	5	8
Gross Punting Average	48.8	41.5	44.5	42.0	44.8	40.2	53.3	35.2	40.0	48.0	40.3	43.7	56.3	46.6	41.7	31.2	38.8
Touchbacks	1	0	0	0	2	1	1	0	0	0	0	1	0	2	0	0	1
Inside20	2	3	1	1	1	3	0	1	2	0	2	1	1	0	2	1	2
Punts Blocked	0	0	0	0	0	1	0	0	0	0	0	0	0	0	0	0	0
Net Punting Average	41.3	41.5	40.8	42.0	15.5	29.0	44.0	35.2	36.8	46.0	40.3	37.3	50.3	37.6	39.7	31.4	35.9
Punt Returns	3	0	1	4	3	1	1	1	3	1	1	1	0	1	0	2	3
Punt Return Yards	36	0	9	28	77	17	9	13	13	10	2	0	7	0	44	34	
Punt Return Avg.	12.0	0.0	9.0	7.0	25.7	17.0	9.0	13.0	4.3	10.0	2.0	0.0	7.0	0.0	22.0	11.3	
Fair Catches	2	0	0	0	0	3	1	4	1	0	1	0	2	1	1	1	2
Kickoff Returns	4	6	5	4	6	8	5	4	6	3	7	6	4	6	7	6	2
Kickoff Return Yards	67	152	107	83	176	156	145	72	129	87	155	148	93	116	96	127	45
Kickoff Return Avg.	16.8	25.3	21.4	20.8	29.3	19.5	29.0	18.0	21.5	29.0	22.1	24.7	23.3	19.3	13.7	21.2	22.5
Time of Possession	31:37	28:41	32:27	40:20	30:43	27:15	29:31	37:47	29:37	22:08	24:40	30:37	29:55	31:46	20:53	32:33	31:31

+ Denotes postseason game

San Diego Chargers 2009 Numerical – (as of Jan. 17, 2010)

No.	Name	Pos.	Ht.	Wt.	Age	Exp.	College	How Acq.	GP-GS-DNP-INA ('09)
5	Mike Scifres	P	6-2	221	29	7	Western Illinois	D5-'03	16-0-0-0
6	Charlie Whitehurst	QB	6-4	220	27	4	Clemson	D3-'06	0-0-0-16
7	Billy Volek	QB	6-2	214	33	10	Fresno State	T (TEN)-'06	4-0-12-0
10	Nate Kaeding	K	6-0	187	27	6	Iowa	D3A-'04	16-0-0-0
11	Legedu Naanee	WR	6-2	220	26	3	Boise State	D5-'07	15-1-0-1
17	Philip Rivers	QB	6-5	228	28	6	North Carolina State	T (NYG)-'04	16-16-0-0
20	Antoine Cason	CB	6-0	190	23	2	Arizona	D1-'08	16-1-0-0
21	LaDainian Tomlinson	RB	5-10	221	30	9	Texas Christian	D1-'01	14-14-0-2
22	Jacob Hester	FB	5-11	235	24	2	Louisiana State	D3-'08	15-10-0-1
23	Quentin Jammer	CB	6-0	204	30	8	Texas	D1-'02	16-16-0-0
24	Dante Hughes	CB	5-10	190	24	3	California	FA-'09	1-0-0-9
25	Kevin Ellison	SS	6-1	221	23	R	Southern California	D6-'09	13-9-1-2
27	Paul Oliver	FS	5-10	210	25	3	Georgia	D4 (Supp)-'07	16-3-0-0
28	Steve Gregory	SS	5-11	195	27	4	Syracuse	FA-'06	16-6-0-0
29	Michael Bennett	RB	5-9	207	31	9	Wisconsin	W (TB)-'08	6-0-1-9
31	Antonio Cromartie	CB	6-2	203	25	4	Florida State	D1-'06	16-16-0-0
32	Eric Weddle	FS	5-11	200	25	3	Utah	D2-'07	13-13-0-3
35	Mike Tolbert	FB	5-9	243	24	2	Coastal Carolina	FA-'08	16-1-0-0
41	C.J. Spillman	FS	6-0	196	23	R	Marshall	FA-'09	5-1-0-11
43	Darren Sproles	RB-KR	5-6	185	26	5	Kansas State	D4-'05	16-2-0-0
50	David Binn	LS	6-3	228	37	16	California	FA-'94	16-0-0-0
51	Tim Dobbins	ILB	6-1	246	27	4	Iowa State	D5-'06	14-2-0-2
52	Larry English	OLB	6-2	255	23	R	Northern Illinois	D1-'09	16-2-0-0
54	Stephen Cooper	ILB	6-1	235	30	7	Maine	FA-'03	16-16-0-0
56	Shawne Merriman	OLB	6-4	265	25	5	Maryland	D1A-'05	14-14-0-2
57	Dontarrious Thomas	LB	6-2	240	29	6	Auburn	FA-'09	0-0-0-0
58	Marques Harris	OLB	6-1	245	28	5	Southern Utah	FA-'09	*9-0-0-0
59	Brandon Siler	ILB	6-2	239	24	3	Florida	D7-'07	16-6-0-0
61	Nick Hardwick	C	6-4	295	28	6	Purdue	D3B-'04	3-3-0-13
62	Brandyn Dombrowski	G-T	6-5	323	24	1	San Diego State	FA-'08	16-8-0-0
64	Dennis Norman	C-G	6-5	313	29	9	Princeton	FA-'09	9-0-6-0
65	Louis Vasquez	G	6-5	325	22	R	Texas Tech	D3-'09	14-14-0-2
68	Kris Dielman	G	6-4	320	28	7	Indiana	FA-'03	16-16-0-0
69	Tyronne Green	G	6-2	308	23	R	Auburn	D4B-'09	4-0-4-8
70	Alfonso Boone	DE	6-3	305	34	9	Mt. San Antonio	FA-'09	13-4-0-1
71	Antonio Garay	DT	6-4	320	30	4	Boston College	FA-'09	2-0-0-2
73	Marcus McNeill	T	6-7	336	26	4	Auburn	D2-'06	16-16-0-0
74	Jacques Cesaire	DE	6-2	295	29	7	So. Connecticut State	FA-'03	13-13-0-3
77	Eric Ghiacuic	C	6-5	305	28	5	Central Michigan	FA-'09	0-0-0-2
79	Jon Runyan	T	6-7	370	36	14	Michigan	FA-'09	5-0-0-1
80	Malcom Floyd	WR	6-5	225	28	4	Wyoming	FA-'04	16-9-0-0
81	Kassim Osgood	WR	6-5	220	29	7	San Diego State	FA-'03	16-1-0-0
83	Vincent Jackson	WR	6-5	230	27	5	Northern Colorado	D2-'05	15-15-0-1
84	Buster Davis	WR	6-1	210	24	3	Louisiana State	D1-'07	1-1-0-15
85	Antonio Gates	TE	6-4	260	29	7	Kent State	FA-'03	16-16-0-0
86	Brandon Manumaleuna	FB-TE	6-2	295	30	9	Arizona	T (STL)-'06	16-5-0-0
88	Kris Wilson	TE	6-2	245	28	6	Pittsburgh	FA-'08	16-0-0-0
92	Vaughn Martin	DE-DT	6-4	320	23	R	Western Ontario	D4A-'09	10-0-0-6
93	Luis Castillo	DE	6-3	290	26	5	Northwestern	D1B-'05	14-14-0-2
95	Shaun Phillips	OLB	6-3	262	28	6	Purdue	D4-'04	16-16-0-0
96	Travis Johnson	DE-DT	6-3	311	27	5	Florida State	T (HOU)-'09	13-0-0-3
98	Ian Scott	DT	6-3	315	28	7	Florida	FA-'09	12-7-0-0
99	Kevin Burnett	ILB	6-3	240	27	5	Tennessee	UFA (DAL)-'09	11-8-0-5

*includes 4 GP with San Francisco

Reserve-Injured

36	Brandon Hughes	CB	5-11	181	23	R	Oregon State	D5-'09	0-0-0-0
53	James Holt	LB	6-2	223	23	R	Kansas	FA-'09	9-0-0-0
63	Scott Mruzckowski	C-G	6-5	325	27	5	Bowling Green	D7-'05	14-13-0-0
66	Jeromey Clary	T	6-6	320	26	3	Kansas State	D6A-'06	10-10-0-0
76	Jamal Williams	DT	6-3	348	33	12	Oklahoma State	D2 (Supp)-'98	1-1-0-0
82	Demetrius Byrd	WR	6-0	200	23	R	Louisiana State	D7-'09	0-0-0-0
90	Antwan Applewhite	OLB	6-3	246	24	2	San Diego State	FA-'07	1-0-0-3
91	Ogemdi Nwagbuo	DE-DT	6-4	303	24	1	Michigan State	FA-'08	12-5-0-0
94	Jyles Tucker	OLB	6-3	258	26	3	Wake Forest	FA-'07	7-0-0-2
97	Ryon Bingham	DE-DT	6-3	303	28	5	Nebraska	D7A-'04	0-0-0-0

San Diego Chargers 2009 Alpha Roster – (as of Jan. 17, 2010)

No.	Name	Pos.	Ht.	Wt.	Age	Exp.	College	High School	Hometown
29	Bennett, Michael	RB	5-9	207	31	9	Wisconsin	Tech	Milwaukee, Wis.
50	Binn, David	LS	6-3	228	37	16	California	San Mateo	San Mateo, Calif.
70	Boone, Alfonso	DE	6-3	305	34	9	Mt. San Antonio	Hill	Saginaw, Mich.
99	Burnett, Kevin	ILB	6-3	240	27	5	Tennessee	Dominguez	Compton, Calif.
20	Cason, Antoine	CB	6-0	190	23	2	Arizona	Los Alamitos	Long Beach, Calif.
93	Castillo, Luis	DE	6-3	290	26	5	Northwestern	Garfield	Garfield, N.J.
74	Cesaire, Jacques	DE	6-2	295	29	7	So. Connecticut St.	Gardner	Gardner, Mass.
54	Cooper, Stephen	ILB	6-1	235	30	7	Maine	Wareham	Wareham, Mass.
31	Cromartie, Antonio	CB	6-2	203	25	4	Florida State	Lincoln	Tallahassee, Fla.
84	Davis, Buster	WR	6-1	210	24	3	Louisiana State	Walker	New Orleans, La.
68	Dielman, Kris	G	6-4	320	28	7	Indiana	Troy	Troy, Ohio
51	Dobbins, Tim	ILB	6-1	246	27	4	Iowa State	Glencliff	Nashville, Tenn.
62	Dombrowski, Brandy	G-T	6-5	323	24	1	San Diego State	Green Valley	Henderson, Nev.
25	Ellison, Kevin	SS	6-1	221	23	R	Southern California	Redondo Union	Redondo Beach, Calif.
52	English, Larry	OLB	6-2	255	23	R	Northern Illinois	Marmion Military Academy	Aurora, Ill.
80	Floyd, Malcom	WR	6-5	225	28	4	Wyoming	River City	Sacramento, Calif.
71	Garay, Antonio	DT	6-4	320	30	4	Boston College	Rahway	Rahway, N.J.
85	Gates, Antonio	TE	6-4	260	29	7	Kent State	Central	Detroit, Mich.
77	Ghiacuic, Eric	C	6-5	305	28	5	Central Michigan	n/a	n/a
28	Gregory, Steve	SS	5-11	195	27	4	Syracuse	Curtis	Staten Island, N.Y.
69	Green, Tyronne	G	6-2	308	23	R	Auburn	Woodham	Pensacola, Fla.
61	Hardwick, Nick	C	6-4	295	28	6	Purdue	Lawrence North	Indianapolis, Ind.
58	Harris, Marques	OLB	6-1	245	28	5	Southern Utah	Grand Junction	Grand Junction, Colo.
22	Hester, Jacob	FB	5-11	235	24	2	Louisiana State	Evangel Christian	Shreveport, La.
24	Hughes, Dante	CB	5-10	190	24	3	California	Crenshaw	Los Angeles, Calif.
83	Jackson, Vincent	WR	6-5	230	27	5	Northern Colorado	Widefield	Colorado Springs, Colo.
23	Jammer, Quentin	CB	6-0	204	30	8	Texas	Angleton	Angleton, Tex.
96	Johnson, Travis	DE-DT	6-3	311	27	5	Florida State	Notre Dame	Sherman Oaks, Calif.
10	Kaeding, Nate	K	6-0	187	27	6	Iowa	West	Iowa City, Iowa
86	Manumaleuna, Brandon	FB-TE	6-2	295	30	9	Arizona	Narbonne	Torrance, Calif.
92	Martin, Vaughn	DE-DT	6-4	320	23	R	Western Ontario	South Secondary	London, Ontario
73	McNeill, Marcus	T	6-7	336	26	4	Auburn	Cedar Grove	Ellenwood, Ga.
56	Merriman, Shawne	OLB	6-4	265	25	5	Maryland	Frederick Douglass	Upper Marlboro, Md.
11	Naanee, Legedu	WR	6-2	220	26	3	Boise State	Franklin	Portland, Ore.
64	Norman, Dennis	C-G	6-5	313	29	9	Princeton	Cherokee	Marlton, N.J.
27	Oliver, Paul	FS	5-10	210	25	3	Georgia	Harrison	Kennesaw, Ga.
81	Osgood, Kassim	WR	6-5	220	29	7	San Diego State	North Salinas	Salinas, Calif.
95	Phillips, Shaun	OLB	6-3	262	28	6	Purdue	Willingboro	Willingboro, N.J.
17	Rivers, Philip	QB	6-5	228	28	6	North Carolina State	Athens	Athens, Ala.
79	Runyan, Jon	T	6-7	330	36	14	Michigan	Carman-Ainsworth	Flint, Mich.
5	Scifres, Mike	P	6-2	221	29	7	Western Illinois	Destrehan	Destrehan, La.
98	Scott, Ian	DT	6-3	315	28	7	Florida	Gainesville	Gainesville, Fla.
59	Siler, Brandon	ILB	6-2	239	24	3	Florida	Evans	Orlando, Fla.
41	Spillman, C.J.	FS	6-0	196	23	R	Marshall	Central	Louisville, Ky.
43	Sproles, Darren	RB-KR	5-6	185	26	5	Kansas State	Olathe North	Olathe, Kan.
57	Thomas, Dontarrious	LB	6-2	240	29	6	Auburn	Perry	Perry, Ga.
35	Tolbert, Mike	FB	5-9	243	24	2	Coastal Carolina	Douglas County	Douglasville, Ga.
21	Tomlinson, LaDainian	RB	5-10	221	30	9	Texas Christian	University	Waco, Tex.
65	Vasquez, Louis	G	6-5	325	22	R	Texas Tech	Corsicana	Corsicana, Tex.
7	Volek, Billy	QB	6-2	214	33	10	Fresno State	Clovis West	Fresno, Calif.
32	Weddle, Eric	FS	5-11	200	25	3	Utah	Alta Loma	Alta Loma, Calif.
6	Whitehurst, Charlie	QB	6-4	220	27	4	Clemson	Chattahoochee	Alpharetta, Ga.
88	Wilson, Kris	TE	6-2	245	28	6	Pittsburgh	J.P. McCaskey	Lancaster, Pa.
Reserve-Injured									
90	Applewhite, Antwan	OLB	6-3	246	24	2	San Diego State	Narbonne	Los Angeles, Calif.
97	Bingham, Ryon	DE-DT	6-3	303	28	5	Nebraska	Alta	Sandy, Utah
82	Byrd, Demetrius	WR	6-0	200	23	R	Louisiana State	Central	Miami, Fla.
66	Clary, Jeromey	T	6-6	320	26	3	Kansas State	Mansfield	Mansfield, Tex.
53	Holt, James	LB	6-2	223	23	R	Kansas	Altus	Altus, Okla.
36	Hughes, Brandon	CB	5-11	181	23	R	Oregon State	Bloomington	Bloomington, Ill.
63	Mruczkowski, Scott	C-G	6-5	325	27	5	Bowling Green	Benedictine	Garfield Heights, Ohio
91	Nwagbuo, Ogemdi	DE-DT	6-4	303	24	1	Michigan State	Mt. Miguel	Spring Valley, Calif.
94	Tucker, Jyles	OLB	6-3	258	26	3	Wake Forest	Morristown Beard	Dover, N.J.
76	Williams, Jamal	DT	6-3	348	33	12	Oklahoma State	Archbishop Carroll	Washington, D.C.

San Diego Chargers 2009 Roster by Position – (as of Jan. 17, 2010)

Quarterbacks – (3)		Pos.	Ht.	Wt.	Age	Exp.	College	How Acq.	GP-GS-DNP-INA ('08)
6	Charlie Whitehurst	QB	6-4	220	27	4	Clemson	D3-'06	0-0-0-16
7	Billy Volek	QB	6-2	214	33	10	Fresno State	T (TEN)-'06	4-0-12-0
17	Philip Rivers	QB	6-5	228	28	6	North Carolina State	T (NYG)-'04	16-16-0-0
Running Backs – (3)		Pos.	Ht.	Wt.	Age	Exp.	College	How Acq.	GP-GS-DNP-INA ('08)
21	LaDainian Tomlinson	RB	5-10	221	30	9	Texas Christian	D1-'01	14-14-0-2
29	Michael Bennett	RB	5-9	207	31	9	Wisconsin	W (TB)-'08	6-0-1-9
43	Darren Sproles	RB-KR	5-6	185	26	5	Kansas State	D4-'05	16-2-0-0
Fullback – (2)		Pos.	Ht.	Wt.	Age	Exp.	College	How Acq.	GP-GS-DNP-INA ('08)
22	Jacob Hester	FB	5-11	235	24	2	Louisiana State	D3-'08	15-10-0-1
35	Mike Tolbert	FB	5-9	243	24	2	Coastal Carolina	FA-'08	16-1-0-0
Wide Receivers – (5)		Pos.	Ht.	Wt.	Age	Exp.	College	How Acq.	GP-GS-DNP-INA ('08)
11	Legedu Naanee	WR	6-2	220	26	3	Boise State	D5-'07	15-1-0-1
80	Malcom Floyd	WR	6-5	225	28	4	Wyoming	FA-'04	16-9-0-0
81	Kassim Osgood	WR	6-5	220	29	7	San Diego State	FA-'03	16-1-0-0
83	Vincent Jackson	WR	6-5	230	27	5	Northern Colorado	D2-'05	15-15-0-1
84	Buster Davis	WR	6-1	210	24	3	Louisiana State	D1-'07	1-1-0-15
Tight Ends – (3)		Pos.	Ht.	Wt.	Age	Exp.	College	How Acq.	GP-GS-DNP-INA ('08)
85	Antonio Gates	TE	6-4	260	29	7	Kent State	FA-'03	16-16-0-0
86	Brandon Manumaleuna	FB-TE	6-2	295	30	9	Arizona	T (STL)-'06	16-5-0-0
88	Kris Wilson	TE	6-2	245	28	6	Pittsburgh	FA-'08	16-0-0-0
Offensive Linemen – (9)		Pos.	Ht.	Wt.	Age	Exp.	College	How Acq.	GP-GS-DNP-INA ('08)
61	Nick Hardwick	C	6-4	295	28	6	Purdue	D3B-'04	3-3-0-13
62	Brandyn Dombrowski	G-T	6-5	323	24	1	San Diego State	FA-'08	16-8-0-0
64	Dennis Norman	C-G	6-5	313	29	9	Princeton	FA-'09	9-0-6-0
65	Louis Vasquez	G	6-5	325	22	R	Texas Tech	D3-'09	14-14-0-2
68	Kris Dielman	G	6-4	320	28	7	Indiana	FA-'03	16-16-0-0
69	Tyronne Green	G	6-2	308	23	R	Auburn	D4B-'09	4-0-4-8
73	Marcus McNeill	T	6-7	336	26	4	Auburn	D2-'06	16-16-0-0
77	Eric Ghiacuic	C	6-5	305	28	5	Central Michigan	FA-'09	0-0-0-2
79	Jon Runyan	T	6-7	370	36	14	Michigan	FA-'09	5-0-0-1
Defensive Linemen – (7)		Pos.	Ht.	Wt.	Age	Exp.	College	How Acq.	GP-GS-DNP-INA ('08)
70	Alfonso Boone	DE	6-3	305	34	9	Mt. San Antonio	FA-'09	13-4-0-1
71	Antonio Garay	DT	6-4	320	30	4	Boston College	FA-'09	2-0-0-2
74	Jacques Cesaire	DE	6-2	295	29	7	So. Connecticut State	FA-'03	13-13-0-3
92	Vaughn Martin	DE-DT	6-4	320	23	R	Western Ontario	D4A-'09	10-0-0-6
93	Luis Castillo	DE	6-3	290	26	5	Northwestern	D1B-'05	14-14-0-2
96	Travis Johnson	DE-DT	6-3	311	27	5	Florida State	T (HOU)-'09	13-0-0-3
98	Ian Scott	DT	6-3	315	28	7	Florida	FA-'09	12-7-0-0
Linebackers – (9)		Pos.	Ht.	Wt.	Age	Exp.	College	How Acq.	GP-GS-DNP-INA ('08)
51	Tim Dobbins	ILB	6-1	246	27	4	Iowa State	D5-'06	14-2-0-2
52	Larry English	OLB	6-2	255	23	R	Northern Illinois	D1-'09	16-2-0-0
54	Stephen Cooper	ILB	6-1	235	30	7	Maine	FA-'03	16-16-0-0
56	Shawne Merriman	OLB	6-4	265	25	5	Maryland	D1A-'05	14-14-0-2
57	Dontarrious Thomas	LB	6-2	240	29	6	Auburn	FA-'09	0-0-0-0
58	Marques Harris	OLB	6-1	245	28	5	Southern Utah	FA-'09	*9-0-0-0
59	Brandon Siler	ILB	6-2	239	24	3	Florida	D7-'07	16-6-0-0
95	Shaun Phillips	OLB	6-3	262	28	6	Purdue	D4-'04	16-16-0-0
99	Kevin Burnett	ILB	6-3	240	27	5	Tennessee	UFA (DAL)-'09	11-8-0-5
* includes 4 GP for San Francisco									
Cornerbacks – (4)		Pos.	Ht.	Wt.	Age	Exp.	College	How Acq.	GP-GS-DNP-INA ('08)
20	Antoine Cason	CB	6-0	190	23	2	Arizona	D1-'08	16-1-0-0
23	Quentin Jammer	CB	6-0	204	30	8	Texas	D1-'02	16-16-0-0
24	Dante Hughes	CB	5-10	190	24	3	California	FA-'09	1-0-0-9
31	Antonio Cromartie	CB	6-2	203	25	4	Florida State	D1-'06	16-16-0-0
Safeties – (5)		Pos.	Ht.	Wt.	Age	Exp.	College	How Acq.	GP-GS-DNP-INA ('08)
25	Kevin Ellison	SS	6-1	221	23	R	Southern California	D6-'09	13-9-1-2
27	Paul Oliver	FS	5-10	210	25	3	Georgia	D4 (Supp)-'07	16-3-0-0
28	Steve Gregory	SS	5-11	195	27	4	Syracuse	FA-'06	16-6-0-0
32	Eric Weddle	FS	5-11	200	25	3	Utah	D2-'07	13-13-0-3
41	C.J. Spillman	FS	6-0	196	23	R	Marshall	FA-'09	5-1-0-11
Specialists – (3)		Pos.	Ht.	Wt.	Age	Exp.	College	How Acq.	GP-GS-DNP-INA ('08)
5	Mike Scifres	P	6-2	221	29	7	Western Illinois	D5-'03	16-0-0-0
10	Nate Kaeding	K	6-0	187	27	6	Iowa	D3A-'04	16-0-0-0
50	David Binn	LS	6-3	228	37	16	California	FA-'94	16-0-0-0

San Diego Chargers 2009 Practice Squad – (as of Jan. 17, 2010)

No.	Name	Pos.	Ht.	Wt.	Age	Exp.	College	How Acq.	GP-GS-DNP-INA ('09)
12	Gary Banks	WR	6-0	193	28	1	Troy	FA-'08	0-0-0-0
26	Simeon Castille	CB	6-0	195	24	2	Alabama	FA-'09	1-0-0-0
34	Billy Latsko	FB	5-10	233	25	1	Florida	FA-'08	0-0-2-5
46	Darry Beckwith	ILB	6-0	234	22	R	Louisiana State	FA-'09	0-0-0-0
67	Joe Toledo	G-T	6-5	330	27	3	Washington	FA-'09	0-0-0-0
72	Derrick Jones	DE	6-4	315	N/A	1	Grand Valley State	FA-'09	0-0-0-0
75	Corey Clark	T	6-5	325	25	2	Texas A&M	D7-'08	1-0-0-0
78	Andre Coleman	DE	6-3	287	25	1	Albany	FA-'07	2-0-0-0

San Diego Chargers 2009 Coaching Staff

Head Coach	Norv Turner
Offensive Coordinator	Clarence Shelmon
Defensive Coordinator	Ron Rivera
Tight Ends & Assistant Head Coach.....	Rob Chudzinski
Special Teams	Steve Crosby
Assistant Secondary	Cris Dishman
Offensive Line.....	Hal Hunter
Defensive Line	Don Johnson
Wide Receivers	Charlie Joiner
Linebackers.....	John Pagano
Quarterbacks.....	John Ramsdell
Offensive Line.....	Mike Sullivan
Secondary	Steven Wilks
Assistant Linebackers.....	Greg Williams
Running Backs	Ollie Wilson
Strength and Conditioning.....	Jeff Hurd
Assistant Strength and Conditioning.....	Vernon Stephens
Coaches Assistant	Steve Gera

San Diego Chargers Pronunciation Guide

Antoine (Ann-TWON) **Cason** (KAY-sun) – sounds like Jason

Jacques **Cesaire** (see-ZAIR)

Kris **Dielman** (DEAL-min)

Antonio **Garay** (Guh-RAY)

Eric **Ghiacuic** (GUY-check)

Tyrone (TIE-rone) Green

Marques (Marcus) Harris

Dante (DAWN-tay) Hughes

Quentin (KWEN-tin) Jammer

Nate **Kaeding** (KAY-ding)

Brandon **Manumaleuna** (mah-nu-mah-lee-oo-nuh)

Legedu (LEG-a-doo) **Naanee** (Nah-NAY)

Kassim (Kuh-SIM) Osgood

Jon **Runyan** (RUN-yin)

Mike **Scifres** (SIGH-fres)

Brandon **Siler** (SIGH-ler)

Dontarrious (dawn-tear-EE-uss) Thomas

Louis (LEW-iss) **Vasquez** (VAS-kez)

San Diego Chargers Team Captains

Offense: **Philip Rivers** and **LaDainian Tomlinson**

Defense: **Stephen Cooper**

Special Teams: **Kassim Osgood**

San Diego Chargers 2009 Depth Chart

(as of Jan. 17, 2010)

OFFENSE

WR	80	MALCOM FLOYD	81	Kassim Osgood		
LT	73	MARCUS McNEILL	62	Brandyn Dombrowski		
LG	68	KRIS DIELMAN	62	Brandyn Dombrowski	69	Tyronne Green
C	61	NICK HARDWICK	64	Dennis Norman	77	Eric Ghiacuic
RG	65	LOUIS VASQUEZ	62	Brandyn Dombrowski	69	Tyronne Green
RT	62	BRANDYN DOMBROWSKI	79	Jon Runyan		
TE	85	ANTONIO GATES	86	Brandon Manumaleuna	88	Kris Wilson
WR	83	VINCENT JACKSON	11	Legedu Naanee	84	Buster Davis
QB	17	PHILIP RIVERS	7	Billy Volek	6	Charlie Whitehurst
FB	22	JACOB HESTER	35	Mike Tolbert		
FB	86	BRANDON MANUMALEUNA				
RB	21	LaDAIANIA TOMLINSON	43	Darren Sproles	29	Michael Bennett

DEFENSE

DE	74	JACQUES CESAIRE	70	Alfonso Boone		
DT	98	IAN SCOTT	92	Vaughn Martin	71	Antonio Garay
DE	93	LUIS CASTILLO	96	Travis Johnson		
OLB	95	SHAUN PHILLIPS	57	Dontarrious Thomas		
ILB	54	STEPHEN COOPER	51	Tim Dobbins		
ILB	59	BRANDON SILER	99	Kevin Burnett	57	Dontarrious Thomas
OLB	56	SHAWNE MERRIMAN	52	Larry English	58	Marques Harris
LCB	23	QUENTIN JAMMER	20	Antoine Cason		
RCB	31	ANTONIO CROMARTIE	24	Dante Hughes		
SS	25	KEVIN ELLISON	28	Steve Gregory		
FS	32	ERIC WEDDLE	27	Paul Oliver	41	C.J. Spillman

SPECIAL TEAMS

P	5	MIKE SCIFRES				
K	10	NATE KAEDING				
H	5	MIKE SCIFRES	32	Eric Weddle		
LS	50	DAVID BINN	59	Brandon Siler		
KR	43	DARREN SPROLES	31	Antonio Cromartie	22	Jacob Hester
PR	43	DARREN SPROLES	31	Antonio Cromartie		

SAN DIEGO CHARGERS 2009 TRANSACTIONS

1/7	Eric Bakhtiari (LB).....signed	Roderiquis Smith (WR).....signed
1/16	Gary Banks (WR).....signed	Kory Sperry (TE).....signed
	Eldra Buckley (RB).....signed	C.J. Spillman (S).....signed
	Andre Coleman (DE).....signed	Jeremiah Wurzbacher (TE).....signed
	Grant Mason (CB).....signed	5/11 Jeremiah Wurzbacher (TE).....waived
	Ogemdi Nwagbuo (DT).....signed	5/15 Malcom Floyd (WR).....signed
	DeJuan Tribble (CB).....signed	5/18 Tripp Chandler (TE).....signed
1/26	Brandyn Dombrowski (G).....signed	Truman Spencer (P).....signed
2/5	Drew Mormino (C).....signed	6/19 Brandon Hughes (CB).....signed
2/18	Darren Sproles (RB).....designated Franchise Player	6/24 Sam Allen (G).....waived
2/26	Eldra Buckley (RB).....waived	Ramarcus Brown (CB).....waived
	Mike Goff (G).....free agent - not offered contract	Jeremy Childs (WR).....waived
	Marques Harris (LB).....free agent - not offered contract	Anthony Felder (LB).....waived
	Jeremy Newberry (G).....free agent - not offered contract	7/23 Curtis Brinkley (RB).....waived
	Igor Olshansky (DE).....free agent - not offered contract	7/24 Curtis Brinkley (RB).....placed on "Reserve-Non-FB Injury"
	Anthony Waters (LB).....waived	Matt Wilhelm (LB).....released
3/12	Kevin Burnett (LB).....signed	7/25 Kestahn Moore (RB).....signed
3/16	Jeromey Clary (T).....signed	7/25 Tripp Chandler (TE).....waived
3/23	Drew Mormino (C).....waived	Anthony Felder (LB).....signed
4/14	Cletis Gordon (CB).....signed	Tyronne Green (C).....signed
4/25	Larry English (LB).....Drafted 1	Gartrell Johnson (RB).....signed
4/26	Louis Vasquez (G).....Drafted 3	Vaughn Martin (DT).....signed
	Vaughn Martin (DT).....Drafted 4	Louis Vasquez (G).....signed
	Tyronne Green (C).....Drafted 4	7/30 Kevin Ellison (S).....signed
	Gartrell Johnson (RB).....Drafted 4	8/2 Charles Davis (TE).....signed
	Brandon Hughes (CB).....Drafted 5	Larry English (LB).....signed
	Kevin Ellison (S).....Drafted 6	8/5 Simeon Castille (CB).....signed
	Demetrius Byrd (WR).....Drafted 7	Bill Rentmeester (FB).....waived
4/27	Scott Chandler (TE).....waived	8/6 Antonio Smith (CB).....signed
	DeJuan Tribble (CB).....waived	8/13 Ray Feinga (G).....signed
4/28	Grant Mason (CB).....waived	8/14 Ben Muth (G).....waived
	Darren Sproles (RB).....signed	8/22 Wopamo Osaisai (CB).....waived
5/1	Sam Allen (G).....signed	8/24 Philip Rivers (QB).....signed extension
	Darry Beckwith (LB).....signed	8/25 Cletis Gordon (CB).....waived
	Curtis Brinkley (RB).....signed	8/31 Demetrius Byrd (WR).....signed
	Ramarcus Brown (CB).....signed	Greg Carr (WR).....waived
	Greg Carr (WR).....signed	Dan Gay (T).....waived
	Jeremy Childs (WR).....signed	Travis Johnson (DT).....traded from Houston Texans
	Anthony Felder (LB).....signed	Roderiquis Smith (WR).....waived
	Dan Gay (T).....signed	9/1 Demetrius Byrd (WR).....placed on "Reserve-Injured"
	James Holt (LB).....signed	Anthony Felder (LB).....waived
	Rashaad Jackson (DT).....signed	Brandon Hughes (CB).....placed on "Reserve-Injured"
	Charly Martin (WR).....signed	9/5 Eric Bakhtiari (LB).....waived
	Ryan McDonald (C).....signed	Gary Banks (WR).....waived
	Ben Muth (G).....signed	Darry Beckwith (LB).....waived
	Wopamo Osaisai (CB).....signed	Ryon Bingham (DE-DT).....placed on "Reserve-Injured"
	Bill Rentmeester (FB).....signed	Simeon Castille (CB).....waived

	Corey Clark (T)waived	11/18	Gerald Cadogan (T)signed to practice squad
	Andre Coleman (DE)waived		Corey Clark (T)signed to active roster
	Charles Davis (TE)waived		Jyles Tucker (LB)placed on "Reserve-Injured"
	Ray Feinga (G)waived	11/25	Jeromey Clary (T)placed on "Reserve-Injured"
	Kynan Forney (G)released		Jon Runyan (T)signed
	Keith Grennan (DE)waived	12/1	Corey Clark (T)waived
	James Holt (LB)waived		Derrick Jones (DE)signed to practice squad
	Rashaad Jackson (DT)waived		Jeremy Leman (OLB)waived from practice squad
	Billy Latsko (FB)waived	12/2	Marques Harris (OLB)signed
	Charly Martin (WR)waived	12/3	Corey Clark (T)signed to practice squad
	Ryan McDonald (C)waived		Gerald Cadogan (T)waived from practice squad
	Kestahn Moore (RB)waived	12/9	Antonio Garay (DT)signed
	Ian Scott (DT)released		Ogemdi Nwagbuo (DT)placed on "Reserve-Injured"
	L.J. Shelton (T)released	12/23	Eric Ghiacuic (C)signed
	Antonio Smith (CB)waived		Scott Mruczkowski (C)placed on "Reserve-Injured"
	Truman Spencer (P)waived	1/6/10	James Holt (LB)placed on "Reserve-Injured"
	Kory Sperry (TE)waived		Dontarrious Thomas (LB)signed
9/7	Gary Banks (WR)signed to practice squad		
	Darry Beckwith (LB)signed to practice squad		
	Simeon Castille (CB)signed to practice squad		
	Corey Clark (T)signed to practice squad		
	Andre Coleman (DE)signed to practice squad		
	James Holt (LB)signed to practice squad		
	Billy Latsko (FB)signed to practice squad		
9/14	Andre Coleman (DE)signed from practice squad		
	Gartrell Johnson (RB)waived		
9/15	Andre Coleman (DE)waived		
9/16	Dennis Norman (C-G)signed		
9/17	Andre Coleman (DE)re-signed to practice squad		
9/19	Andre Coleman (DE)signed to active roster		
	Jamal Williams (DT)placed on "Reserve-Injured"		
9/20	Alphonso Boone (DE)signed		
	Andre Coleman (DE)waived		
9/24	Andre Coleman (DE)re-signed to practice squad		
10/14	Clinton Hart (SS)released		
	Ian Scott (DT)signed		
10/20	Antwan Applewhite (LB)placed on "Reserve-Injured"		
	Dante Hughes (CB)signed		
10/24	Simeon Castille (CB)signed from practice squad		
	Dante Hughes (CB)waived		
10/27	Simeon Castille (CB)waived		
	Dante Hughes (CB)signed		
	Ryan McDonald (C)placed on PS "Reserve-Injured"		
	Joe Toledo (G-T)signed to practice squad		
10/29	Simeon Castille (CB)signed to practice squad		
11/2	Chris Chambers (WR)waived		
11/3	James Holt (LB)signed from practice squad		
11/4	Jeremy Leman (LB)signed to practice squad		

2009 PARTICIPATION CHART

Month Day	Sep. 14	Sep. 20	Sept. 27	Oct. 4	Oct. 19	Oct. 25	Nov. 1	Nov. 8	Nov. 15	Nov. 22	Nov. 29	Dec. 6	Dec. 13	Dec. 20	Dec. 25	Jan. 3	Jan. 17+	(playoff games not included in totals)			
Location	at	vs	vs	at	vs	at	vs	at	vs.	at	vs.	at	at	vs	at	vs.	vs.	Career	Consec.	Injury	2009
Opponent	Oak	Bal	Mia	Pit	Den	KC	Oak	NYG	Phi	Den	KC	Cle	Dal	Cin	Ten	Was	NYJ	G-5	G-5	DNP	G-5
Applewhite	sub	ina	ina	ina	ina	IR	IR	IR	IR	IR	IR	IR	IR	IR	IR	IR	IR	15-0	0-0	15	1-0
Banks	ps	ps	ps	ps	ps	ps	ps	ps	ps	ps	ps	ps	ps	ps	ps	ps	ps	0-0	0-0	0	0-0
Beckwith	ps	ps	ps	ps	ps	ps	ps	ps	ps	ps	ps	ps	ps	ps	ps	ps	ps	0-0	0-0	0	0-0
Bennett	ina	sub	sub	dnp	ina	ina	sub	sub	sub	ina	ina	ina	ina	ina	sub	ina	ina	100-50	1-0	0	6-0
Bingham	IR	IR	IR	IR	IR	IR	IR	IR	IR	IR	IR	IR	IR	IR	IR	IR	IR	49-2	0-0	16	0-0
Binn	sub	sub	sub	sub	sub	sub	sub	sub	sub	sub	sub	sub	sub	sub	sub	sub	sub	255-0	178-0	0	16-0
Boone	nor	nor	sub	sub	sub	sub	sub	sub	sub	sub	DE	DE	ina	sub	DE	DE	DE	126-41	3-2	1	13-4
Burnett	ILB	ILB	ILB	ILB	ILB	ina	ina	ina	sub	ILB	sub	ILB	ILB	ina	ina	sub	sub	72-12	1-0	5	11-8
Byrd	IR	IR	IR	IR	IR	IR	IR	IR	IR	IR	IR	IR	IR	IR	IR	IR	IR	0-0	0-0	16	0-0
Cason	CB	sub	sub	sub	sub	sub	sub	sub	sub	sub	sub	sub	sub	sub	sub	sub	sub	32-4	32-0	0	16-1
Cadogan	nor	nor	nor	nor	nor	nor	nor	nor	nor	ps	ps	nor	nor	nor	nor	nor	nor	0-0	0-0	0	0-0
Castille	ps	ps	ps	ps	ps	sub	ps	ps	ps	ps	ps	ps	ps	ps	ps	ps	ps	1-0	1-0	0	1-0
Castillo	DE	DE	DE	DE	DE	DE	DE	DE	DE	DE	ina	ina	DE	DE	DE	DE	DE	65-62	4-4	2	14-14
Cesaire	ina	DE	DE	DE	DE	DE	DE	DE	DE	DE	DE	DE	DE	ina	ina	ina	DE	97-48	0-0	3	13-13
Chambers	WR	WR	WR	WR	WR	sub	sub	nor	nor	nor	nor	nor	nor	nor	nor	nor	nor	131-111	16-0	0	7-5
Clark	ps	ps	ps	ps	ps	ps	ps	ps	ps	dnp	sub	ps	ps	ps	ps	ps	ps	1-0	1-0	0	1-0
Clary	RT	RT	RT	RT	RT	RT	RT	RT	RT	RT	IR	IR	IR	IR	IR	IR	IR	42-31	0-0	6	10-10
Coleman	sub	sub	ps	ps	ps	ps	ps	ps	ps	ps	ps	ps	ps	ps	ps	ps	ps	2-0	0-0	0	2-0
Cooper	ILB	ILB	ILB	ILB	ILB	ILB	ILB	ILB	ILB	ILB	ILB	ILB	ILB	ILB	ILB	ILB	ILB	108-52	28-28	0	16-16
Cromartie	CB	CB	CB	CB	CB	CB	CB	CB	CB	CB	CB	CB	CB	CB	CB	CB	CB	64-39	64-23	0	16-16
Davis	ina	ina	ina	ina	ina	ina	ina	ina	ina	ina	ina	ina	ina	ina	ina	WR	ina	19-2	1-1	0	1-1
Dielman	LG	LG	LG	LG	LG	LG	LG	LG	LG	LG	LG	LG	LG	LG	LG	LG	LG	99-76	20-20	0	16-16
Dobbins	sub	sub	sub	sub	sub	ILB	ILB	ina	ina	sub	sub	sub	sub	sub	sub	sub	sub	62-10	7-0	2	14-2
Dombrowski	sub	RG	RG	sub	sub	sub	sub	sub	sub	sub	RT	RT	RT	RT	RT	RT	RT	16-8	16-6	0	16-8
Ellison	ina	dnp	sub	ina	SS	SS	sub	SS	SS	sub	SS	SS	sub	SS	SS	SS	SS	13-9	12-3	0	13-9
English	sub	sub	sub	sub	sub	sub	sub	sub	sub	sub	sub	OLB	sub	sub	sub	OLB	sub	16-2	16-1	0	16-2
Floyd	sub	sub	sub	sub	sub	sub	WR	WR	WR	WR	sub	WR	WR	WR	WR	WR	WR	51-14	16-5	0	16-9
Garay	nor	nor	nor	nor	nor	nor	nor	nor	nor	nor	nor	nor	nor	ina	sub	sub	WR	16-0	2-0	0	2-0
Gates	TE	TE	TE	TE	TE	TE	TE	TE	TE	TE	TE	TE	TE	TE	TE	TE	TE	109-105	79-79	0	16-16
Ghiaciu	nor	nor	nor	nor	nor	nor	nor	nor	nor	nor	nor	nor	nor	ina	ina	ina	ina	48-42	0-0	0	0-0
Gregory	SS	sub	sub	sub	sub	sub	SS	sub	sub	CB	sub	FS	SS	sub	sub	FS	sub	61-9	22-1	0	16-6
Green	ina	dnp	dnp	ina	ina	ina	ina	ina	ina	ina	sub	dnp	sub	dnp	sub	sub	dnp	4-0	2-0	0	4-0
Hardwick	C	ina	ina	ina	ina	ina	ina	ina	ina	ina	ina	ina	ina	ina	C	C	C	71-71	2-2	13	3-3
Harris	nor	nor	nor	nor	nor	nor	nor	nor	nor	nor	nor	sub	sub	sub	sub	sub	ina	61-6	5-0	0	5-0
Hart	sub	SS	SS	SS	nor	nor	nor	nor	nor	nor	nor	nor	nor	nor	nor	nor	nor	96-48	0-0	0	4-3
Hester	FB	FB	FB	FB	FB	sub	sub	sub	FB	FB	FB	sub	sub	FB	FB	ina	FB	31-13	0-0	1	15-10
Holt	ps	ps	ps	ps	ps	ps	ps	sub	sub	sub	sub	sub	sub	sub	sub	sub	IR	9-0	9-0	0	9-0
Hughes, B.	IR	IR	IR	IR	IR	IR	IR	IR	IR	IR	IR	IR	IR	IR	IR	IR	IR	0-0	0-0	16	0-0
Hughes, D.	nor	nor	nor	nor	nor	nor	ina	ina	ina	ina	ina	ina	ina	ina	sub	ina	ina	25-0	1-0	0	1-0
Jackson, V.	WR	WR	WR	WR	WR	WR	WR	WR	WR	WR	WR	WR	WR	WR	WR	WR	WR	71-54	0-0	0	15-15
Jammer	CB	CB	CB	CB	CB	CB	CB	CB	CB	CB	CB	CB	CB	CB	CB	CB	CB	125-114	39-38	0	16-16
Johnson	sub	ina	ina	ina	sub	sub	sub	sub	sub	sub	sub	sub	sub	sub	sub	sub	sub	65-38	12-0	3	13-0
Jones	nor	nor	nor	nor	nor	nor	nor	nor	nor	nor	nor	ps	ps	ps	ps	ps	ps	1-0	0-0	0	0-0
Kaeding	sub	sub	sub	sub	sub	sub	sub	sub	sub	sub	sub	sub	sub	sub	sub	sub	sub	96-0	96-0	0	16-0
Latsko	ps	ps	ps	ps	ps	ps	ps	ps	ps	ps	ps	ps	ps	ps	ps	ps	ps	0-0	0-0	0	0-0
Leman	nor	nor	nor	nor	nor	nor	nor	ps	ps	ps	ps	nor	nor	nor	nor	nor	nor	0-0	0-0	0	0-0
Manumaleuna	sub	sub	sub	sub	sub	TE	TE	sub	sub	sub	TE	TE	TE	sub	sub	sub	sub	141-91	75-0	0	16-5
Martin	sub	sub	sub	sub	ina	ina	ina	ina	ina	ina	sub	sub	sub	sub	sub	sub	ina	10-0	6-0	0	10-0
McDonald	ps	ps	ps	ps	ps	ps	ps-i	ps-i	ps-i	ps-i	ps-i	ps-i	ps-i	ps-i	ps-i	ps-i	ps-i	0-0	0-0	0	0-0
McNeill	LT	LT	LT	LT	LT	LT	LT	LT	LT	LT	LT	LT	LT	LT	LT	LT	LT	62-62	30-30	0	16-16
Merriman	OLB	OLB	OLB	OLB	OLB	OLB	OLB	OLB	OLB	OLB	OLB	ina	OLB	OLB	OLB	ina	OLB	57-52	0-0	2	14-14
Mruczkowski	sub	C	C	C	C	C	C	C	C	C	C	C	C	C	IR	IR	IR	58-15	0-0	2	14-13
Naanee	sub	sub	sub	sub	sub	sub	sub	WR	sub	sub	sub	sub	sub	sub	sub	ina	sub	44-1	0-0	1	15-1
Norman	nor	sub	sub	dnp	dnp	sub	dnp	sub	dnp	dnp	sub	dnp	sub	sub	sub	sub	dnp	73-24	6-0	0	9-0
Nwagbuo	sub	DT	DT	DT	DT	DT	sub	sub	sub	sub	sub	sub	IR	IR	IR	IR	IR	12-5	0-0	4	12-5
Oliver	sub	sub	sub	sub	sub	sub	sub	FS	sub	sub	SS	sub	sub	FS	sub	sub	sub	28-3	17-0	0	16-3
Osgood	sub	sub	sub	sub	sub	sub	sub	sub	sub	sub	sub	sub	sub	sub	sub	WR	sub	108-13	64-1	0	16-1
Phillips	OLB	OLB	OLB	OLB	OLB	OLB	OLB	OLB	OLB	OLB	OLB	OLB	OLB	OLB	OLB	OLB	OLB	92-64	39-39	0	16-16
Rivers	QB	QB	QB	QB	QB	QB	QB	QB	QB	QB	QB	QB	QB	QB	QB	QB	QB	68-64	65-64	0	16-16
Runyan	nor	nor	nor	nor	nor	nor	nor	nor	nor	nor	ina	sub	sub	sub	sub	sub	sub	207-192	5-0	0	5-0
Scifres	sub	sub	sub	sub	sub	sub	sub	sub	sub	sub	sub	sub	sub	sub	sub	sub	sub	102-0	97-0	0	16-0
Scott	nor	nor	nor	nor	sub	sub	sub	DT	sub	DT	sub	DT	sub	DT	DT	DT	DT	65-40	12-3	0	12-7
Siler	sub	sub	sub	sub	sub	sub	sub	sub	ILB	ILB	sub	ILB	sub	ILB	ILB	ILB	ILB	46-6	16-3	0	16-6
Spillman	ina	ina	ina	ina	ina	ina	ina	sub	sub	ina	ina	sub	FS	ina	ina	sub	sub	5-1	1-0	0	5-1
Sproles	sub	RB	RB	sub	sub	sub	sub	sub	sub	sub	sub	sub	sub	sub	sub	sub	sub	62-2	35-0	0	16-2
Thomas	nor	nor	nor	nor	nor	nor	nor	nor	nor	nor	nor	nor	nor	nor	nor	nor	ina	63-10	0-0	0	0-0
Tolbert	sub	sub	sub	sub	sub	FB	sub	sub	sub	sub	sub	sub	sub	sub	sub	sub	sub	29-8	18-0	0	16-1
Toledo	nor	nor	nor	nor	nor	nor	ps	ps	ps	ps	ps	ps	ps	ps	ps	ps	ps	0-0	0-0	0	0-0
Tomlinson	RB	ina	ina	RB	RB	RB	RB	RB	RB	RB	RB	RB	RB	RB	RB	RB	RB	141-141	13-13	2	14-14
Tucker	ina	sub	sub	sub	sub	sub	sub	sub	ina	IR	IR	IR	IR	IR	IR	IR	IR	26-12	0-0	9	7-0
Vasquez	RG	ina	ina	RG	RG	RG	RG	RG	RG	RG	RG	RG	RG	RG	RG	RG	RG	14-14	13-13	2	14-14
Volek	dnp	dnp	dnp	dnp	dnp	dnp	dnp	dnp	dnp	dnp	dnp	dnp	dnp	dnp	dnp	sub	dnp	34-10	2-0	0	4-0
Weddle	FS	FS	FS	FS	FS	FS	FS	FS	FS	FS	FS	FS	ina	FS	FS	ina	FS	44-29	0-0	3	13-13
Whitehurst	ina	ina	ina	ina	ina	ina	ina	ina	ina	ina	ina	ina	ina	ina	ina	ina	ina	2-0	0-0	0	0-0
Williams	DT	IR	IR	IR	IR	IR	IR	IR	IR	IR	IR	IR	IR	IR	IR	IR	IR	147-122	0-0	15	1-1
Wilson	sub	sub	sub	sub	sub	sub	sub	sub	sub	sub	sub	sub	sub	sub	sub	sub	sub	68-23	19-0	0	16-0

Capital letters denote starter and position.

- + — Postseason game
- dnp — Did not play
- ps — Practice Squad
- ina — Inactive
- nor — Not on Roster
- sus — Reserve-Suspended
- ir — Injured reserve
- pup — Physically Unable to Perform
- sub — Substitute
- exe — Exempt
- ps-i — Practice Squad Injured

2009 STARTING LINEUPS

OFFENSE		WR	LT	LG	C	RG	RT	TE	WR	QB	FB	RB
09/14	at Oakland	Chambers	McNeill	Dielman	Hardwick	Vasquez	Clary	Gates	Jackson	Rivers	Hester	Tomlinson
09/20	Baltimore	Chambers	McNeill	Dielman	Mruczkowski	Dombrowski	Clary	Gates	Jackson	Rivers	Hester	Sproles
09/27	Miami	Chambers	McNeill	Dielman	Mruczkowski	Dombrowski	Clary	Gates	Jackson	Rivers	Hester	Sproles
10/04	at Pittsburgh	Chambers	McNeill	Dielman	Mruczkowski	Vasquez	Clary	Gates	Jackson	Rivers	Hester	Tomlinson
10/19	Denver	Chambers	McNeill	Dielman	Mruczkowski	Vasquez	Clary	Gates	Jackson	Rivers	Hester	Tomlinson
10/25	at Kansas City	Manumaleuna*	McNeill	Dielman	Mruczkowski	Vasquez	Clary	Gates	Jackson	Rivers	Tolbert	Tomlinson
11/01	Oakland	Floyd	McNeill	Dielman	Mruczkowski	Vasquez	Clary	Gates	Jackson	Rivers	Manumaleuna*	Tomlinson
11/08	at NY Giants	Floyd	McNeill	Dielman	Mruczkowski	Vasquez	Clary	Gates	Jackson	Rivers	Naanee^	Tomlinson
11/15	Philadelphia	Floyd	McNeill	Dielman	Mruczkowski	Vasquez	Clary	Gates	Jackson	Rivers	Hester	Tomlinson
11/22	at Denver	Floyd	McNeill	Dielman	Mruczkowski	Vasquez	Clary	Gates	Jackson	Rivers	Hester	Tomlinson
11/29	Kansas City	Manumaleuna*	McNeill	Dielman	Mruczkowski	Vasquez	Dombrowski	Gates	Jackson	Rivers	Hester	Tomlinson
12/6	at Cleveland	Floyd	McNeill	Dielman	Mruczkowski	Vasquez	Dombrowski	Gates	Jackson	Rivers	Manumaleuna*	Tomlinson
12/13	at Dallas	Floyd	McNeill	Dielman	Mruczkowski	Vasquez	Dombrowski	Gates	Jackson	Rivers	Manumaleuna*	Tomlinson
12/20	Cincinnati	Floyd	McNeill	Dielman	Mruczkowski	Vasquez	Dombrowski	Gates	Jackson	Rivers	Hester	Tomlinson
12/25	at Tennessee	Floyd	McNeill	Dielman	Hardwick	Vasquez	Dombrowski	Gates	Jackson	Rivers	Hester	Tomlinson
1/3	Washington	Floyd	McNeill	Dielman	Hardwick	Vasquez	Dombrowski	Gates	Davis	Rivers	Osgood^	Tomlinson
1/17	New York Jets+	Floyd	McNeill	Dielman	Hardwick	Vasquez	Dombrowski	Gates	Jackson	Rivers	Hester	Tomlinson

* - Denotes tight end

^ - Denotes wide receiver

+ - Denotes postseason game

DEFENSE		DE	NT	DE	OLB	ILB	ILB	OLB	CB	CB	SS	FS
09/14	at Oakland	Cason	Williams	Castillo	Phillips	Cooper	Burnett	Merriman	Jammer	Cromartie	Gregory	Weddle
09/20	Baltimore	Cesaire	Nwagbuo	Castillo	Phillips	Cooper	Burnett	Merriman	Jammer	Cromartie	Hart	Weddle
09/27	Miami	Cesaire	Nwagbuo	Castillo	Phillips	Cooper	Burnett	Merriman	Jammer	Cromartie	Hart	Weddle
10/04	at Pittsburgh	Cesaire	Nwagbuo	Castillo	Phillips	Cooper	Burnett	Merriman	Jammer	Cromartie	Hart	Weddle
10/19	Denver	Cesaire	Nwagbuo	Castillo	Phillips	Cooper	Burnett	Merriman	Jammer	Cromartie	Ellison	Weddle
10/25	at Kansas City	Cesaire	Nwagbuo	Castillo	Phillips	Cooper	Dobbins	Merriman	Jammer	Cromartie	Ellison	Weddle
11/01	Oakland	Cesaire	Oliver^	Castillo	Phillips	Cooper	Dobbins	Merriman	Jammer	Cromartie	Gregory	Weddle
11/08	at NY Giants	Cesaire	Scott	Castillo	Phillips	Cooper	Siler	Merriman	Jammer	Cromartie	Ellison	Weddle
11/15	Philadelphia	Cesaire	Scott	Castillo	Phillips	Cooper	Siler	Merriman	Jammer	Cromartie	Ellison	Weddle
11/22	at Denver	Cesaire	Oliver^	Castillo	Phillips	Cooper	Burnett	Merriman	Jammer	Cromartie	Gregory	Weddle
11/29	Kansas City	Cesaire	Scott	Boone	Phillips	Cooper	Siler	Merriman	Jammer	Cromartie	Ellison	Weddle
12/6	at Cleveland	Cesaire	Scott	Boone	Phillips	Cooper	Burnett	English	Jammer	Cromartie	Ellison	Gregory
12/13	at Dallas	Cesaire	Oliver^	Castillo	Phillips	Cooper	Burnett	Merriman	Jammer	Cromartie	Gregory	Spillman
12/20	Cincinnati	Cesaire	Scott	Castillo	Phillips	Cooper	Siler	Merriman	Jammer	Cromartie	Ellison	Weddle
12/25	at Tennessee	Boone	Scott	Castillo	Phillips	Cooper	Siler	Merriman	Jammer	Cromartie	Ellison	Weddle
1/3	Washington	Boone	Scott	Castillo	Phillips	Cooper	Siler	English	Jammer	Cromartie	Ellison	Gregory
1/17	New York Jets+	Cesaire	Scott	Castillo	Phillips	Cooper	Siler	Merriman	Jammer	Cromartie	Ellison	Weddle

^ - Denotes safety

+ - denotes postseason game

HOW THEY WERE BUILT

College Draft (26): Antoine Cason (1), Luis Castillo (1), Antonio Cromartie (1), Buster Davis (1), Larry English (1), Quentin Jammer (1), Shawne Merriman (1), LaDainian Tomlinson (1), Vincent Jackson (2), Marcus McNeill (2), Eric Weddle (2), Nick Hardwick (3), Jacob Hester (3), Nate Kaeding (3), Louis Vasquez (3), Charlie Whitehurst (3), Tyronne Green (4), Vaughn Martin (4), Paul Oliver (4), Shaun Phillips (4), Darren Sproles (4), Tim Dobbins (5), Legedu Naanee (5), Mike Scifres (5), Kevin Ellison (6), Brandon Siler (7)

Unrestricted Free Agents (1): Kevin Burnett (Dallas)

Free Agents (21): David Binn, Alfonso Boone, Simeon Castille, Jacques Cesaire, Stephen Cooper, Kris Dielman, Brandyn Dombrowski, Malcom Floyd, Antonio Garay, Antonio Gates, Eric Ghiaciuc, Steve Gregory, Marques Harris, Dennis Norman, Kassim Osgood, Jon Runyan, Ian Scott C.J. Spillman, Dontarrious Thomas, Mike Tolbert, Kris Wilson

Waivers (1): Michael Bennett (Tampa Bay)

Trades (4): Travis Johnson (Houston), Brandon Manumaleuna (St. Louis), Philip Rivers (New York Giants), Billy Volek (Tennessee)

	NFL Experience					How They Came to the NFL			
	Team	Off.	Def.	Spec.		Team	Off.	Def.	Spec.
Rookies	6	2	4	0	1st Round	11	4	7	0
1st Year	1	1	0	0	2nd Round	5	2	3	0
2nd Year	4	2	2	0	3rd Round	5	4	0	1
3rd Year	6	3	3	0	4th Round	9	5	4	0
4th Year	6	2	4	0	5th Round	3	1	1	1
5th Year	8	3	5	0	6th Round	2	0	2	0
6th Year	6	3	2	1	7th Round	3	1	2	0
7th Year	7	3	3	1	Free Agents	15	8	6	1
8th Year	1	0	1	0	Totals	53	25	25	3
9th Year	5	4	1	0					
10th Year	1	1	0	0					
14th Year	1	1	0	0					
16th Year	1	0	0	1					
Totals	53	25	25	3					

When They Came to the Chargers

1994	—	1
2001	—	1
2002	—	1
2003	—	6
2004	—	5
2005	—	4
2006	—	7
2007	—	5
2008	—	6
2009	—	17
Total	—	53

Last Transaction: James Holt (LB) placed on "Reserve-Injured" and Dontarrious Thomas (LB) signed — Jan. 6, 2010

Individual Postseason Records

SCORING

Most Points, Career

- 42 Nate Kaeding, 2004-09
- 37 Rolf Benirschke, 1977-86
- 30 John Carney, 1990-00

Most Points, Game

- 12 (7 times), Last: Darren Sproles vs. Indianapolis, Jan. 3, 2009
- 11 Rolf Benirschke at Miami, Jan. 2, 1982
- 10 Ben Agajanian at Houston, Jan. 1, 1961

TOUCHDOWNS

Most, Career

- 4 Darren Sproles, 2005-09
- LaDainian Tomlinson, 2001-09
- Kellen Winslow, 1979-87
- Charlie Joiner, 1976-86
- 3 (3 players), Last: Vincent Jackson, 2005-09
- 2 (4 players), Last: Natrone Means, 1993-95, 98-99

Most, Game

- 2 (6 times), Last: Darren Sproles vs. Indianapolis, Jan. 3, 2009
- 1 (45 times), Last: Philip Rivers vs. New York Jets, Jan. 17, 2010

POINTS AFTER TOUCHDOWN

Most, Career

- 18 Nate Kaeding, 2004-09
- Rolf Benirschke, 1977-86
- 9 John Carney, 1990-00
- 6 George Blair, 1961-64

Most, Game

- 6 George Blair vs. Boston, Jan. 5, 1964
- 5 Rolf Benirschke at Miami, Jan. 2, 1982
- 4 Nate Kaeding at Indianapolis, Jan. 13, 2008
- Rolf Benirschke at Pittsburgh, Jan. 9, 1983

Most Two-Point Conversions, Game

- 1 Alfred Pupunu vs. San Francisco, Jan. 29, 1995
- Mark Seay vs. San Francisco, Jan. 29, 1995

FIELD GOALS

Most, Career

- 8 Nate Kaeding, 2004-09
- 7 John Carney, 1990-00
- Rolf Benirschke, 1977-86
- 3 Ben Agajanian, 1960-61, 1964

Most, Game

- 4 Nate Kaeding at New England, Jan. 20, 2008
- 3 Ben Agajanian vs. Houston, Jan. 1, 1961
- 2 (5 times), Last: John Carney vs. Indianapolis, Dec. 31, 1995

Longest

- 54 John Carney vs. Indianapolis, Dec. 31, 1995
- 42 Nate Kaeding at Pittsburgh, Jan. 11, 2009
- 40 Nate Kaeding at New England, Jan. 20, 2008

RUSHING

Most Attempts, Career

- 111 Chuck Muncie, 1980-84
- 96 LaDainian Tomlinson, 2001-09
- 63 Natrone Means, 1993-95, 1998-99

Most Attempts, Game

- 26 LaDainian Tomlinson vs. N.Y. Jets, Jan. 8, 2005
- 25 Chuck Muncie at Pittsburgh, Jan. 9, 1983
- 24 Natrone Means vs. Miami, Jan. 8, 1995
- Chuck Muncie at Miami, Jan. 2, 1982 (OT)

Most Yardage, Career

- 510 Chuck Muncie, 1980-84
- 380 Paul Lowe, 1960-68
- 327 LaDainian Tomlinson, 2001-09

Most Yardage, Game

- 206 Keith Lincoln vs. Boston, Jan. 5, 1964
- 165 Paul Lowe at Houston, Jan. 1, 1961
- 139 Natrone Means vs. Miami, Jan. 8, 1994

Longest Run

- 67t Keith Lincoln vs. Boston, Jan. 5, 1964
- 58t Paul Lowe vs. Boston, Jan. 5, 1964
- 56t Keith Lincoln vs. Boston, Jan. 5, 1964

Most Touchdowns, Career

- 4 LaDainian Tomlinson, 2001-09
- 3 Chuck Muncie, 1980-84
- 2 (3 players), Last: Darren Sproles, 2005-09

Most Touchdowns, Game

- 2 Darren Sproles vs. Indianapolis, Jan. 3, 2009
- LaDainian Tomlinson vs. New England, Jan. 14, 2007
- 1 (20 times), Last: Philip Rivers vs. New York Jets, Jan. 17, 2010

PASSING

Most Attempts, Career

- 286 Dan Fouts, 1973-87
- 232 Philip Rivers, 2004-09
- 228 Stan Humphries, 1992-97

Most Completions, Career

- 159 Dan Fouts, 1973-1987
- 134 Philip Rivers, 2004-09
- 118 Stan Humphries, 1992-97

Most Attempts, Game

- 53 Dan Fouts at Miami, Jan. 2, 1982 (OT)
- 49 Stan Humphries vs. San Francisco, Jan. 29, 1995
- 47 Stan Humphries vs. Indianapolis, Dec. 31, 1995
- Dan Fouts vs. Houston, Dec. 29, 1979

Most Completions, Game

- 33 Dan Fouts at Miami, Jan. 2, 1982 (OT)
- 31 Drew Brees vs. New York Jets, Jan. 8, 2005
- 28 Stan Humphries vs. Miami, Jan. 8, 1995

Pass Rating, Career (minimum 40 att.)

- 101.2 Drew Brees, 2001-04
- 78.2 Philip Rivers, 2004-09
- 76.3 Tobin Rote, 1963-64

Pass Rating, Game (minimum 10 att.)

- 145.3 Tobin Rote vs. Boston, Jan. 5, 1964
- 133.2 Philip Rivers at Indianapolis, Jan. 13, 2008
- 132.1 John Hadl vs. Boston, Jan. 5, 1964

Completion Pct., Career (minimum 40 att.)

- .738 Drew Brees, 2001-04
- .578 Philip Rivers, 2004-09
- .556 Dan Fouts, 1973-87

Completion Pct., Game (minimum 10 att.)

- .738 Drew Brees vs. New York Jets, Jan. 8, 2005
- .737 Philip Rivers at Indianapolis, Jan. 13, 2008
- .675 Philip Rivers vs. New York Jets, Jan. 17, 2010

Most Yardage, Career

- 2,125 Dan Fouts, 1973-87
- 1,820 Philip Rivers, 2004-09
- 1,347 Stan Humphries, 1992-97

Most Yardage, Game

- 433 Dan Fouts at Miami, Jan. 2, 1982 (OT)
- 336 Dan Fouts vs. Oakland, Jan. 11, 1981
- 333 Dan Fouts at Pittsburgh, Jan. 9, 1983

Longest Completion

- 62t Philip Rivers at Pittsburgh, Jan. 11, 2009
- 58 Philip Rivers vs. New England, Jan. 14, 2007
- 56t Philip Rivers at Indianapolis, Jan. 13, 2008

Most Touchdowns, Career

- 12 Dan Fouts, 1973-87
- 8 Philip Rivers, 2004-09
- 6 Stan Humphries, 1992-97

Most Touchdowns, Game

- 3 (4 times), Last: Philip Rivers at Pittsburgh, Jan. 11, 2009
- 2 (5 times), Last: Drew Brees vs. New York Jets, Jan. 8, 2005
- 1 (8 times), Last: Philip Rivers vs. New York Jets, Jan. 17, 2010

Most Interceptions, Career

- 16 Dan Fouts, 1973-87
- 13 Stan Humphries, 1992-97
- 9 Philip Rivers, 2004-09

Most Interceptions, Game

- 5 Dan Fouts at Miami, Jan. 16, 1983
- Dan Fouts vs. Houston, Dec. 29, 1979
- 4 (3 times), Last: Stan Humphries vs. Indianapolis, Dec. 31, 1995
- 2 (10 times), Last: Philip Rivers vs. New York Jets, Jan. 17, 2010

Lowest Pct. Interceptions, Career

- .024 Drew Brees, 2001-04
- .039 Philip Rivers, 2004-09
- .049 Tobin Rote, 1963-64

PASS RECEIVING

Most Receptions, Career

- 39 Antonio Gates, 2003-09
- Ronnie Harmon, 1990-95
- 30 Charlie Joiner, 1976-86
- 29 Vincent Jackson, 2005-09

Most Receptions, Game

- 13 Kellen Winslow at Miami, Jan. 2, 1982 (OT)
- 10 Ronnie Harmon vs. Indianapolis, Dec. 31, 1995
- 9 (4 times), Last: Eric Parker vs. New York Jets, Jan. 8, 2005

Most Yardage, Career

- 539 Charlie Joiner, 1976-86
- 503 Vincent Jackson, 2005-09
- 449 Antonio Gates, 2003-09

Most Yardage, Game

- 166 Kellen Winslow at Miami, Jan. 2, 1982 (OT)
- 133 Ronnie Harmon vs. Indianapolis, Dec. 31, 1995
- 130 Charlie Joiner vs. Oakland, Jan. 11, 1981

Most Touchdowns, Career

- 4 Kellen Winslow, 1979-87
- Charlie Joiner, 1976-86
- 3 Vincent Jackson, 2005-09
- 2 (4 players), Last: Darren Sproles, 2005-09

Most Touchdowns, Game

- 2 (3 times), Last: Kellen Winslow at Pittsburgh, Jan. 9, 1983
- 1 (26 times), Last: Kris Wilson vs. New York Jets, Jan. 17, 2010

INTERCEPTIONS BY

Most Interceptions, Career

- 3 Drayton Florence, 2003-07
- Glen Edwards, 1978-81
- 2 (5 players), Last: Quentin Jammer, 2002-09
- 1 (16 players), Last: Eric Weddle, 2007-09

Most Interceptions, Game

- 2 (4 times), Last: Glen Edwards vs. Buffalo, Jan. 3, 1981
- 1 (24 times), Last: Quentin Jammer vs. New York Jets, Jan. 17, 2010

Most Yardage, Career

- 62 Glen Edwards, 1978-81
- 45 Bud Whitehead, 1961-68
- 40 Darren Carrington, 1991-94

Most Yardage, Game

- 45 Bud Whitehead vs. Houston, Dec. 24, 1961
- 40 Darren Carrington vs. Kansas City, Jan. 12, 1993
- 35 Bruce Laird vs. Pittsburgh, Jan. 9, 1983
- Glen Edwards vs. Miami, Jan. 2, 1982

PUNTING

Most Punts, Career

- 42 Mike Scifres, 2003-09
- 13 John Kidd, 1990-94
- 11 Bryan Wagner, 1994

Most Punts, Game

- 7 Mike Scifres vs. New England, Jan. 14, 2007
- John Kidd at Miami, Jan. 10, 1993
- 6 (5 times), Last: Mike Scifres vs. New York Jets, Jan. 17, 2010
- 5 (4 times), Last: Mike Scifres at New England, Jan. 20, 2008

Most Yardage, Career

- 1,864 Mike Scifres, 2003-09
- 589 John Kidd, 1990-94
- 474 Bryan Wagner, 1994

Most Yardage, Game

- 324 John Kidd at Miami, Jan. 10, 1993
- 316 Mike Scifres vs. Indianapolis, Jan. 3, 2009
- 297 Mike Scifres vs. New York Jets, Jan. 17, 2010

Average Yardage, Career (minimum 4 punts)

- 45.3 John Kidd, 1990-94
- 44.4 Mike Scifres, 2003-09
- 43.9 John Hadl, 1962-72

Average Yardage, Game (minimum 2 punts)

- 59.0 Mike Scifres at Indianapolis, Jan. 13, 2008
- 54.5 Darren Bennett vs. Indianapolis, Dec. 31, 1995
- 52.7 Mike Scifres vs. Indianapolis, Jan. 3, 2009

PUNT RETURNS

Most Returns, Career

- 12 Darren Sproles, 2005-09
- 8 Mike Fuller, 1975-80
- 7 Eric Parker, 2002-06

Most Returns, Game

- 5 Eric Parker vs. New England, Jan. 14, 2007
- 4 Nate Lewis at Miami, Jan. 10, 1993
- 3 (6 times), Last: Darren Sproles vs. Indianapolis, Jan. 3, 2009

Most Yardage, Career

- 107 Darren Sproles, 2005-09
- 99 Mike Fuller, 1975-80
- 63 Wes Chandler, 1981-87

Most Yardage, Game

- 72 Darren Sproles vs. Indianapolis, Jan. 3, 2009
- 56t Wes Chandler at Miami, Jan. 2, 1982 (OT)
- 41 Mike Fuller vs. Oakland, Jan. 11, 1981

Most Touchdowns, Career

- 1 Wes Chandler, 1981-87

KICKOFF RETURNS

Most Returns, Career

- 21 Darren Sproles, 2005-09
- Andre Coleman, 1994-96
- 17 James Brooks, 1981-83
- 8 Hank Bauer, 1977-82

Most Returns, Game

- 8 Andre Coleman vs. San Francisco, Jan. 29, 1995
- 6 Andre Coleman vs. Indianapolis, Dec. 31, 1995
- 5 (3 times), Last: Darren Sproles at Pittsburgh, Jan. 11, 2009

Most Yardage, Career

- 537 Darren Sproles, 2005-09
- 483 Andre Coleman, 1994-96
- 276 James Brooks, 1981-83

Most Yardage, Game

- 242 Andre Coleman vs. San Francisco, Jan. 29, 1995
- 164 Darren Sproles at Pittsburgh, Jan. 11, 2009
- 147 Leslie Duncan at Buffalo, Dec. 26, 1964

Most Touchdowns, Career

- 1 Andre Coleman, 1994-96

Team Postseason Records

POINTS SCORED

Most, Quarter

- 24 at Miami, Jan. 2, 1982 (1Q)
- 21 vs. Boston, Jan. 5, 1964 (1Q)
- 14 (5 times), Last: at Pittsburgh, Jan. 11, 2009 (4Q)

Most, Quarter, Opponent

- 21 at Miami, Jan. 10, 1993 (2Q)
- Oakland, Jan. 11, 1981 (1Q)
- 20 at Miami, Jan. 16, 1983 (2Q)
- 17 at Miami, Jan. 2, 1982 (2Q)

Most, Quarter, Both Teams

- 33 at Miami, Jan. 16, 1983 (2Q)
- 28 (4 times), Last: at Pittsburgh, Jan. 11, 2009 (4Q)
- 24 at Miami, Jan. 2, 1982 (1Q)

Most, Game

- 51 vs. Boston, Jan. 5, 1964
- 41 at Miami, Jan. 2, 1982 (OT)
- 31 at Pittsburgh, Jan. 9, 1983

Most, Game, Opponent

- 49 San Francisco, Jan. 29, 1995
- 38 at Miami, Jan. 2, 1982 (OT)
- 35 (2 times), Last: at Pittsburgh, Jan. 11, 2009

Most, Game, Both Teams

- 79 at Miami, Jan. 2, 1982 (OT)
- 75 vs. San Francisco, Jan. 29, 1995
- 61 (2 times), Last: vs. Oakland, Jan. 11, 1981

Fewest, Game

- 0 at Miami, Jan. 10, 1993
- vs. Buffalo, Dec. 26, 1965
- 3 vs. Houston, Dec. 24, 1961
- 7 (2 times), Last: at Cincinnati, Jan. 10, 1982

Fewest, Game, Opponent

- 0 vs. Kansas City, Jan. 2, 1993
- 6 vs. Tennessee, Jan. 6, 2008
- 10 (2 times), Last: Boston, Jan. 5, 1964

Fewest, Game, Both Teams

- 13 vs. Houston, Dec. 24, 1961
- 17 vs. Kansas City, Jan. 2, 1993
- 23 (2 times), Last: vs. Tennessee, Jan. 6, 2008

TOUCHDOWNS

Most, Game

- 7 vs. Boston, Jan. 5, 1964
- 5 at Miami, Jan. 2, 1982 (OT)
- 4 (2 times), Last: at Indianapolis, Jan. 13, 2008

Most, Game, Opponent

- 7 San Francisco, Jan. 29, 1995
- 5 (3 times), Last: at Pittsburgh, Jan. 11, 2009
- 4 (4 times), Last: at Miami, Jan. 10, 1993

Most, Game, Both Teams

- 10 vs. San Francisco, Jan. 29, 1995
- at Miami, Jan. 2, 1982 (OT)
- 8 (3 times), Last: at Pittsburgh, Jan. 11, 2009
- 7 (3 times), Last: at Indianapolis, Jan. 13, 2008

POINTS AFTER TOUCHDOWN

Most, Game

- 6 vs. Boston, Jan. 5, 1964
- 5 at Miami, Jan. 2, 1982 (OT)
- 4 (2 times), Last: at Indianapolis, Jan. 13, 2008

Most, Game, Opponent

- 7 vs. San Francisco, Jan. 29, 1995
- 5 (3 times), Last: at Pittsburgh, Jan. 11, 2009
- 4 (4 times), Last: at Miami, Jan. 10, 1993

Most, Game, Both Teams

- 10 vs. San Francisco, Jan. 29, 1995
- at Miami, Jan. 2, 1982 (OT)
- 8 (2 times), Last: at Pittsburgh, Jan. 11, 2009
- 7 (4 times), Last: at Indianapolis, Jan. 13, 2008

TWO-POINT CONVERSIONS

Most, Game

- 2 vs. San Francisco, Jan. 29, 1995

Most, Game, Opponent

- 1 New England, Jan. 14, 2007

FIELD GOALS

Most, Game

- 3 at Houston, Jan. 1, 1961
- 2 (5 times), Last: vs. Indianapolis, Dec. 31, 1995
- 1 (9 times), Last: at Pittsburgh, Jan. 11, 2009

Most, Game, Opponent

- 4 at New England, Jan. 20, 2008
- 3 (2 times), Last: New England, Jan. 14, 2007
- 2 (6 times), Last: vs. N.Y. Jets, Jan. 8, 2005

Most, Game, Both Teams

- 4 (3 times), Last: at New England, Jan. 20, 2008
- 3 (6 times), Last: vs. Tennessee, Jan. 6, 2008
- 2 (9 times), Last: vs. Indianapolis, Jan. 3, 2009

FIRST DOWNS

Most, Game

- 33 at Miami, Jan. 2, 1982 (OT)
- 29 at Pittsburgh, Jan. 9, 1983
- 28 vs. Miami, Jan. 8, 1995

Most, Game, Opponents

- 29 at Miami, Jan. 16, 1983
- 28 vs. San Francisco, Jan. 29, 1995
- 26 at Pittsburgh, Jan. 9, 1983

Most, Game, Both Teams

- 58 at Miami, Jan. 2, 1982 (OT)
- 55 at Pittsburgh, Jan. 9, 1983
- 49 at Indianapolis, Jan. 13, 2008

Fewest, Game

- 10 at Miami, Jan. 10, 1993
- 12 vs. Buffalo, Dec. 26, 1965
- 13 at Pittsburgh, Jan. 15, 1995

Fewest, Game, Opponents

- 14 (3 times), Last: vs. New York Jets, Jan. 17, 2010
- 15 (2 times), Last: Tennessee, Jan. 6, 2008
- 17 (5 times), Last: vs. Indianapolis, Jan. 3, 2009

Fewest, Game, Both Teams

- 26 Buffalo, Dec. 26, 1965
- 28 at Miami, Jan. 10, 1993
- 32 (2 times), Last: vs. New York Jets, Jan. 17, 2010

FIRST DOWNS, RUSHING

Most, Game

- 12 vs. New England, Jan. 14, 2007
- Miami, Jan. 8, 1995
- 11 (5 times), Last: vs. Indianapolis, Jan. 3, 2009
- 10 at Miami, Jan. 2, 1982 (OT)

Most, Game, Opponent

- 15 at Miami, Jan. 16, 1983
- 13 at New England, Jan. 20, 2008
- 12 (2 times), Last: at Pittsburgh, Jan. 11, 2009

Most, Game, Both Teams

- 20 at Miami, Jan. 16, 1983
- 19 (2 times), Last: at Cincinnati, Jan. 10, 1982
- 17 (3 times), Last: at New England, Jan. 20, 2008

Fewest, Game

- 1 at Pittsburgh, Jan. 11, 2009
- 2 vs. New York Jets, Jan. 17, 2010
- 3 at Miami, Jan. 10, 1993

Fewest, Game, Opponent

- 2 Miami, Jan. 8, 1995
- 3 (3 times), Last: New England, Jan. 14, 2007
- 4 (4 times), Last: at Indianapolis, Jan. 13, 2008

Fewest, Game, Both Teams

- 8 (3 times), Last: vs. New York Jets, Jan. 17, 2010
- 9 vs. Buffalo, Dec. 26, 1965
- 11 vs. Tennessee, Jan. 6, 2008

FIRST DOWNS, PASSING

Most, Game

- 21 at Miami, Jan. 2, 1982 (OT)
- 20 Indianapolis, Dec. 31, 1995
- 19 at Pittsburgh, Jan. 9, 1983

Most, Game, Opponent

- 21 at Indianapolis, Jan. 13, 2008
- at Miami, Jan. 2, 1982 (OT)
- 19 at Pittsburgh, Jan. 9, 1983
- 17 (2 times), Last: vs. San Francisco, Jan. 29, 1995

Most, Game, Both Teams

- 42 at Miami, Jan. 2, 1982
- 38 at Pittsburgh, Jan. 9, 1983
- 35 at Indianapolis, Jan. 13, 2008

Fewest, Game

- 7 (5 times), Last: at Miami, Jan. 10, 1993
- 8 (2 times), Last: at Pittsburgh, Jan. 15, 1995
- 9 (3 times), Last: vs. New England, Jan. 14, 2007

Fewest, Game, Opponent

- 5 vs. Houston, Dec. 29, 1979
- 6 vs. New York Jets, Jan. 17, 2010
- 8 (4 times), Last: at Pittsburgh, Jan. 11, 2009

Fewest, Game, Both Teams

- 15 at Buffalo, Dec. 26, 1964
- 16 (3 times), Last: at Miami, Jan. 10, 1993
- 17 (2 times), Last: vs. Kansas City, Jan. 2, 1993

TOTAL NET YARDS GAINED

Most, Game

- 601 Boston, Jan. 5, 1964
- 564 at Miami, Jan. 2, 1982 (OT)
- 479 at Pittsburgh, Jan. 9, 1983

Most, Game, Opponent

- 466 at Miami, Jan. 2, 1982 (OT)
- 449 San Francisco, Jan. 29, 1995
- 446 at Indianapolis, Jan. 13, 2008

Most, Game, Both Teams

- 1,030 at Miami, Jan. 2, 1982 (OT)
- 901 at Pittsburgh, Jan. 9, 1983
- 862 Boston, Jan. 5, 1964

NET YARDS GAINED RUSHING

Most, Game

- 309 Boston, Jan. 5, 1964
- 202 Miami, Jan. 8, 1995
- 192 Kansas City, Jan. 2, 1993

Most, Game, Opponent

- 219 at Buffalo, Dec. 26, 1964
- 214 at Miami, Jan. 16, 1983
- 178 Indianapolis, Dec. 31, 1995

Most, Game, Both Teams

- 384 Boston, Jan. 5, 1964
- 343 at Buffalo, Dec. 26, 1964
- 323 Indianapolis, Dec. 31, 1995

NET YARDS GAINED PASSING

Most, Game

- 415 at Miami, Jan. 2, 1982 (OT)
- 351 Oakland, Jan. 11, 1981
- 333 at Pittsburgh, Jan. 9, 1983

Most, Game, Opponent

- 402 at Indianapolis, Jan. 13, 2008
- 388 at Miami, Jan. 2, 1982 (OT)
- 349 at Pittsburgh, Jan. 15, 1995

Most, Game, Both Teams

- 803 at Miami, Jan. 2, 1982 (OT)
- 714 at Indianapolis, Jan. 13, 2008
- 658 at Pittsburgh, Jan. 9, 1983

Individual Regular-Season Records

POINTS

Most, Career
 1,076 John Carney, 1990-00
 918 LaDainian Tomlinson, 2001-09
 766 Rolf Benirschke, 1977-86

Most, Season
 186 LaDainian Tomlinson, 2006
 146 Nate Kaeding, 2009
 136 Nate Kaeding, 2006

Most, Season, Rookie
 114 Nate Kaeding, 2004
 106 Dennis Partee, 1968
 94 Herb Travenio, 1965

Most, Game
 30 Kellen Winslow at Oakland, Nov. 22, 1981
 24 (8 times), Last: LaDainian Tomlinson vs. Oakland, Oct. 14, 2007
 18 (30 times), Last: LaDainian Tomlinson vs. Denver, Dec. 28, 2008

TOUCHDOWNS

Most Seasons Leading League
 3 Lance Alworth, 1964, 1965, 1966
 1 LaDainian Tomlinson, 2006

Most, Career
 153 LaDainian Tomlinson, 2001-09
 83 Lance Alworth, 1962-70
 59 Antonio Gates, 2003-09

Most, Season
 31 LaDainian Tomlinson, 2006
 20 LaDainian Tomlinson, 2005
 19 Chuck Muncie, 1981

Most, Game
 5 Kellen Winslow at Oakland, Nov. 22, 1981
 4 (8 times), Last: LaDainian Tomlinson vs. Oakland, Oct. 14, 2007
 3 (30 times), Last: LaDainian Tomlinson vs. Denver, Dec. 28, 2008

Most Consecutive Games
 18 LaDainian Tomlinson, 2004-05
 10 LaDainian Tomlinson, 2006
 9 Natrone Means, 1993-94
 Lance Alworth, 1963, 1964

POINTS AFTER TOUCHDOWN

Most, Career
 328 Rolf Benirschke, 1977-86
 303 Nate Kaeding, 2004-09
 293 John Carney, 1990-00

Most, Season
 58 Nate Kaeding, 2006
 55 Rolf Benirschke, 1981
 54 Nate Kaeding, 2004

Most, Game
 7 (5 times), Last: Nate Kaeding at Cincinnati, Nov. 12, 2006
 6 (27 times), Last: Nate Kaeding at Tennessee, Dec. 25, 2009
 5 (40 times), Last: Nate Kaeding vs. Kansas City, Nov. 29, 2009

Most Consecutive
 250 Nate Kaeding, 2004-09
 87 Rolf Benirschke, 1983-86
 76 John Carney, 1991-93

Most Attempts, Career
 352 Rolf Benirschke, 1977-86
 305 Nate Kaeding, 2004-09
 298 John Carney, 1990-00

Most Attempts, Season
 61 Rolf Benirschke, 1981
 58 Nate Kaeding, 2006
 55 Nate Kaeding, 2004
 Bob Thomas, 1985

Most Attempts, Game
 8 Bob Thomas vs. Pittsburgh, Dec. 8, 1985
 Rolf Benirschke at Oakland, Nov. 22, 1981
 7 (5 times), Last: Nate Kaeding at Cincinnati, Nov. 12, 2006
 6 (36 times), Last: Nate Kaeding at Tennessee, Dec. 25, 2009

TWO-POINT CONVERSIONS

Most, Career
 3 Ronnie Harmon, 1990-95
 2 Dave Kocourek, 1960-65
 1 (16 times), Last: Darren Sproles, 2008

Most, Season
 3 Ronnie Harmon, 1994
 1 (18 times), Last: Darren Sproles, 2008

Most, Game
 1 (21 times), Last: Darren Sproles at Oakland, Sept. 28, 2008

FIELD GOALS

Most, Career
 261 John Carney, 1990-00
 150 Nate Kaeding, 2004-09
 146 Rolf Benirschke, 1977-86

Most, Season
 34 John Carney, 1994
 32 Nate Kaeding, 2009
 31 John Carney, 1993, 1999

Most, Game
 6 (3 times), Last: Greg Davis at Oakland, Oct. 5, 1997
 5 (8 times), Last: Steve Christie vs. Seattle, Dec. 30, 2001
 4 (23 times), Last: Nate Kaeding at Denver, Nov. 22, 2009

Most, Game, No Misses
 6 (3 times), Last: Greg Davis at Oakland, Oct. 5, 1997
 5 (7 times), Last: Steve Christie vs. Seattle, Dec. 30, 2001
 4 (16 times), Last: Nate Kaeding at Denver, Nov. 22, 2009

Highest Percentage, Career (min. 100 att.)
 .872 Nate Kaeding, 2004-09 (150 of 172)
 .816 John Carney, 1990-00 (261 of 320)
 .702 Rolf Benirschke, 1977-86 (146 of 208)

Highest Percentage, Season

(min. 14 att.)
 .914 Nate Kaeding, 2009 (32 of 35)
 .905 John Carney, 1990 (19 of 21)
 .897 Nate Kaeding, 2006 (26 of 29)

Most Consecutive
 29 John Carney, 1992-93
 21 John Carney, 1994
 20 Nate Kaeding, 2009

Most Attempts, Career
 320 John Carney, 1990-00
 208 Rolf Benirschke, 1977-86
 172 Nate Kaeding, 2004-09

Most Attempts, Season
 40 John Carney, 1993
 38 John Carney, 1994
 36 John Carney, 1996, 1999
 Rolf Benirschke, 1980

Most Attempts, Game
 7 Dick Van Raaphorst at N.Y. Jets, Oct. 8, 1966
 6 (6 times), Last: Steve Christie vs. Denver, Dec. 1, 2002
 5 (19 times), Last: Steve Christie at Cleveland, Oct. 19, 2003

Longest
 57 Nate Kaeding at Tampa Bay, Dec. 21, 2008
 55 Nate Kaeding vs. Kansas City, Nov. 29, 2009
 54 (4 times), Last: Nate Kaeding at Baltimore, Oct. 1, 2006

RUSHING YARDS

Most Seasons Leading League
 2 LaDainian Tomlinson, 2006, 2007
 1 Dick Post, 1968
 Paul Lowe, 1965

Most, Career
 12,490 LaDainian Tomlinson, 2001-09
 4,972 Paul Lowe, 1960-68
 4,297 Marion Butts, 1989-93

Most, Season
 1,815 LaDainian Tomlinson, 2006
 1,683 LaDainian Tomlinson, 2002
 1,645 LaDainian Tomlinson, 2003

Most, Game
 243 LaDainian Tomlinson vs. Oakland, Dec. 28, 2003
 220 LaDainian Tomlinson vs. Denver, Dec. 1, 2002
 217 LaDainian Tomlinson vs. N.E., Sept. 29, 2002
 Gary Anderson vs. Kansas City, Dec. 18, 1988

Longest Run
 87t Paul Lowe at Dallas, Sept. 10, 1961
 86t Keith Lincoln at Oakland, Sept. 30, 1962
 85t LaDainian Tomlinson vs. Kansas City, Dec. 17, 2006

RUSHING TOUCHDOWNS

Most Seasons Leading League
 3 LaDainian Tomlinson, 2004, 2006, 2007

Most, Career
 138 LaDainian Tomlinson, 2001-09
 43 Chuck Muncie, 1980-84
 38 Paul Lowe, 1960-67

Most, Season
 28 LaDainian Tomlinson, 2006
 19 Chuck Muncie, 1981
 18 LaDainian Tomlinson, 2005

Most, Game
 4 (5 times), Last: LaDainian Tomlinson vs. Oakland, Oct. 14, 2007
 3 (20 times), Last: LaDainian Tomlinson vs. Denver, Dec. 28, 2008
 2 (103 times), Last: Darren Sproles at Tennessee, Dec. 25, 2009

RUSHING AVERAGE

(minimum 500 att.)
 4.9 Paul Lowe, 1960-68
 4.7 Keith Lincoln, 1961-66, 68
 4.4 Dick Post, 1967-70

Highest, Season (minimum 100 att.)
 6.45 Keith Lincoln, 1963
 6.33 Paul Lowe, 1960
 5.71 Paul Lowe, 1963

Highest, Game (minimum 10 att.)
 14.7 Michael Turner at Denver, Oct. 7, 2007
 13.8 Keith Lincoln at Oakland, Sept. 30, 1962
 12.7 Keith Lincoln at Kansas City, Oct. 20, 1963

RUSHING ATTEMPTS

Most Seasons Leading League
 1 Paul Lowe, 1965

Most, Career
 2,880 LaDainian Tomlinson, 2001-09
 1,031 Marion Butts, 1989-93
 1,015 Paul Lowe, 1960-68

Most, Season
 372 LaDainian Tomlinson, 2002
 348 LaDainian Tomlinson, 2006
 343 Natrone Means, 1994

Most, Game
 39 LaDainian Tomlinson at Oakland, Oct. 20, 2002
 Marion Butts at Kansas City, Dec. 17, 1989
 37 (3 times), Last: LaDainian Tomlinson at Oakland, Nov. 21, 2004
 36 LaDainian Tomlinson vs. Wash., Sept. 9, 2001
 Gary Brown at Oakland, Oct. 5, 1997

PASS ATTEMPTS

Most, Career
 5,604 Dan Fouts, 1973-87
 3,640 John Hadl, 1962-72
 2,350 Stan Humphries, 1992-97

Most, Season

609 Dan Fouts, 1981
 589 Dan Fouts, 1980
 530 Dan Fouts, 1979

Most, Game
 58 Mark Herrmann at Kansas City, Dec. 22, 1985
 56 Dan Fouts vs. Miami, Nov. 18, 1984 (OT)
 54 John Friesz vs. Cleveland, Oct. 20, 1991

PASS COMPLETIONS

Most, Career
 3,297 Dan Fouts, 1973-1987
 1,824 John Hadl, 1962-1972
 1,335 Stan Humphries, 1992-97

Most, Season
 360 Dan Fouts, 1981
 348 Dan Fouts, 1980
 332 Dan Fouts, 1979

Most, Game
 37 Mark Herrmann at Kansas City, Dec. 22, 1985
 Dan Fouts vs. Miami, Nov. 18, 1984 (OT)
 35 Drew Brees vs. Miami, Dec. 11, 2005
 34 Philip Rivers at Kansas City, Dec. 14, 2008
 Doug Flutie vs. Seattle, Dec. 30, 2001

Most Consecutive
 15 Philip Rivers at Green Bay, Sept. 23, 2007
 Dan Fouts at Cleveland, Sept. 7, 1981
 14 Drew Brees at N.Y. Jets, Nov. 6 and vs. Buffalo, Nov. 20, 2005
 Jim Harbaugh vs. Denver, Nov. 7, 1999
 13 (4 times), Last: Philip Rivers at San Francisco, Oct. 15, 2006

COMPLETION PERCENTAGE

Highest, Career (minimum 500 att.)
 .631 Philip Rivers, 2004-09
 .622 Drew Brees, 2001-05
 .588 Dan Fouts, 1973-87

Highest, Season (minimum 140 att.)
 .657 Mark Herrmann, 1985
 .655 Drew Brees, 2004
 .653 Philip Rivers, 2008

Highest, Game (minimum 20 att.)
 .880 Drew Brees vs. Oakland, Oct. 31, 2004
 .864 Drew Brees vs. N.Y. Giants, Sept. 25, 2005
 .848 Drew Brees vs. Buffalo, Nov. 20, 2005

PASSING YARDS

Most Seasons Leading League
 4 Dan Fouts, 1979, 1980, 1981, 1982
 3 John Hadl, 1965, 1968, 1971

Most, Career
 43,040 Dan Fouts, 1973-87
 26,938 John Hadl, 1962-72
 16,085 Stan Humphries, 1992-97

Most, Season
 4,802 Dan Fouts, 1981
 4,715 Dan Fouts, 1980
 4,254 Philip Rivers, 2009

Most, Game
 444 Dan Fouts at San Francisco, Dec. 11, 1982
 Dan Fouts vs. N.Y. Giants, Oct. 19, 1980
 440 Dan Fouts vs. Seattle, Sept. 15, 1985
 436 Philip Rivers vs. Baltimore, Sept. 20, 2009
 Dan Fouts vs. L.A. Raiders, Nov. 10, 1985

Most Games 300 Yards or More, Career

51 Dan Fouts, 1973-87
 16 John Hadl, 1962-72
 14 Philip Rivers, 2004-09

Most Games 300 Yards or More, Season
 8 Dan Fouts, 1980
 7 Dan Fouts, 1981, 1985
 6 Dan Fouts, 1979

Most Consecutive Games, 300 Yards or More
 4 Dan Fouts, 1980-81, 1979
 3 Dan Fouts, 1985, 1980
 John Hadl, 1967
 2 (17 times), Last: Philip Rivers (twice), 2009

Most Games 400 Yards or More, Career
 6 Dan Fouts, 1973-87
 1 Philip Rivers, 2009
 Jim Harbaugh, 1999-00

Longest Completion

99t Stan Humphries at Seattle, Sept. 18, 1994
 91t Jack Kemp at Denver, Nov. 12, 1961
 88t Ed Luther vs. Chicago, Dec. 3, 1984

TOUCHDOWN PASSES

Most Seasons Leading League
 2 John Hadl, 1968, 1971
 Dan Fouts, 1981, 1982
 1 Philip Rivers, 2008 (tied with Drew Brees)

Most, Career
 254 Dan Fouts, 1973-87
 201 John Hadl, 1962-72
 106 Philip Rivers, 2004-09

Most, Season
 34 Philip Rivers, 2008
 33 Dan Fouts, 1981
 30 Dan Fouts, 1980

Most, Game
 6 Dan Fouts at Oakland, Nov. 22, 1981
 5 (4 times), Last: Drew Brees vs. Oakland, Oct. 31, 2004
 4 (19 times), Last: Philip Rivers, at Tampa Bay, Dec. 21, 2008

Individual Regular-Season Records, cont.

Most Consecutive Games

- 20 Dan Fouts, 1979-80
- 19 John Hadl, 1966-67
- 16 Philip Rivers, 2007-08
- John Hadl, 1967-68

INTERCEPTIONS THROWN

Most Seasons Leading League

- 1 John Hadl, 1968

Most, Career

- 242 Dan Fouts, 1973-87
- 211 John Hadl, 1962-72
- 73 Stan Humphries, 1992-97

Most, Season

- 32 John Hadl, 1968
- 26 John Hadl, 1972
- 25 John Hadl, 1971
- Jack Kemp, 1960

Most, Game

- 6 Ed Luther vs. Washington, Oct. 31, 1983
- John Hadl vs. Kansas City, Dec. 8, 1968
- 5 (9 times), Last: Craig Whelihan at Seattle, Dec. 13, 1998
- 4 (31 times), Last: Doug Flutie at Denver, Nov. 11, 2001

Fewest, Season (minimum 150 att.)

- 3 Ed Luther, 1984 (151 att.)
- 4 Doug Flutie, 2003 (167 att.)
- John Friesz, 1993 (238 att.)
- 6 Stan Humphries, 1997 (225 att.)

Most Consecutive Attempts, None Intercepted

- 194 Drew Brees, Oct. 17-Dec. 5, 2004
- 168 Dan Fouts, Sept. 27-Oct. 25, 1981
- 159 Stan Humphries, Dec. 19, 1993-Sept. 25, 1994

Lowest Percentage, Season (minimum 150 att.)

- .017 John Friesz, 1993
- .018 Drew Brees, 2004
- .019 Philip Rivers, 2009

PASSER RATING

Most Seasons Leading League

- 1 Philip Rivers, 2008

Highest, Career (minimum 500 att.)

- 95.8 Philip Rivers, 2004-09
- 84.9 Drew Brees, 2001-05
- 80.2 Dan Fouts, 1973-87

Highest, Season (minimum 300 att.)

- 105.5 Philip Rivers, 2008
- 104.8 Drew Brees, 2004
- 104.4 Philip Rivers, 2009

Highest, Game (minimum 20 att.)

- 157.1 Dan Fouts at Cleveland, Sept. 7, 1981
- 153.1 Drew Brees vs. Oakland, Oct. 31, 2004
- 151.4 Philip Rivers at Denver, Oct. 7, 2007

RECEIVING YARDS

Most Seasons Leading League

- 3 Lance Alworth, 1965, 1966, 1969

Most, Career

- 9,584 Lance Alworth, 1962-70
- 9,203 Charlie Joiner, 1976-86
- 7,533 Gary Garrison, 1966-76

Most, Season

- 1,602 Lance Alworth, 1965
- 1,383 Lance Alworth, 1966
- 1,340 John Jefferson, 1980

Most, Game

- 260 Wes Chandler vs. Cincinnati, Dec. 20, 1982
- 243 Wes Chandler vs. Seattle, Sept. 15, 1985
- 232 Lance Alworth at Kansas City, Oct. 20, 1963

Average per Catch, Career (minimum 250 rec.)

- 19.4 Lance Alworth, 1962-70
- 18.6 Gary Garrison, 1966-76
- 16.4 Wes Chandler, 1981-87

Average per Catch, Season (minimum 35 rec.)

- 23.2 Lance Alworth, 1965
- 22.9 Gary Garrison, 1970
- 21.2 Gary Garrison, 1968, 1971

Longest Reception

- 99t Humphries to Martin at Seattle, Sept. 18, 1994
- 91t Kemp to Lincoln at Denver, Nov. 12, 1961
- 88t Luther to Duckworth at Chicago, Dec. 3, 1984

RECEPTIONS

Most Seasons Leading League

- 3 Lance Alworth, 1966, 1968, 1969
- 2 Kellen Winslow, 1980, 1981

Most, Career

- 586 Charlie Joiner, 1976-86
- 541 Kellen Winslow, 1979-87
- 530 LaDainian Tomlinson, 2001-09

Most, Season

- 100 LaDainian Tomlinson, 2003
- 90 Tony Martin, 1995
- 89 Antonio Gates, 2005
- Kellen Winslow, 1980

Most, Game

- 15 Kellen Winslow at Green Bay, Oct. 7, 1984
- 14 David Boston at Jacksonville, Oct. 5, 2003
- Kellen Winslow vs. Kansas City, Dec. 11, 1983
- 13 (5 times), Last: Antonio Gates vs. Miami, Dec. 11, 2005

Most Consecutive Games With a Catch

- 96 Lance Alworth, 1962-69
- 78 Charlie Joiner, 1978-84
- 73 Kellen Winslow, 1979-85

RECEIVING TOUCHDOWNS

Most Seasons Leading League

- 3 Lance Alworth, 1964, 1965, 1966

Most, Career

- 81 Lance Alworth, 1962-70
- 59 Antonio Gates, 2003-09
- 58 Gary Garrison, 1966-76

Most, Season

- 14 Tony Martin, 1996
- Lance Alworth, 1965
- 13 (5 times), Last: Antonio Gates, 2004
- 12 Gary Garrison, 1970

Most, Game

- 5 Kellen Winslow at Oakland, Nov. 22, 1981
- 4 Lance Alworth at Denver, Dec. 1, 1968
- 3 (8 times), Last: Antonio Gates vs. Kansas City, Oct. 30, 2005

Most Consecutive Games

- 9 Lance Alworth, 1963
- 6 John Jefferson, 1980
- Lance Alworth, 1964, 1967
- 5 Lance Alworth, 1965-66

INTERCEPTIONS BY

Most Seasons Leading League

- 1 Antonio Cromartie, 2007

Most, Career

- 42 Gill Byrd, 1983-92
- 29 Dick Harris, 1960-65
- 26 Rodney Harrison, 1994-02

Most, Season

- 10 Antonio Cromartie, 2007
- 9 Charlie McNeil, 1961
- 8 (4 times), Last: Ryan McNeil, 2001

Most, Game

- 3 (11 times), Last: Antonio Cromartie vs. Indianapolis, Nov. 11, 2007
- 2 (79 times), Last: Stephen Cooper vs. Oakland, Dec. 4, 2008
- 1 (840 times), Last: Eric Weddle at Tennessee, Dec. 25, 2009

Most Consecutive Games

- 5 Charlie McNeil, 1961
- 4 (4 times), Last: Greg Jackson, 1998
- 3 (18 times), Last: Stephen Cooper, 2008

INTERCEPTION RETURN YARDS

Most Seasons Leading League

- 1 Charlie McNeil, 1961

Most, Career

- 546 Gill Byrd, 1983-92
- 502 Charlie McNeil, 1960-64
- 477 Kenny Graham, 1964-69

Most, Season

- 349 Charlie McNeil, 1961
- 224 Stanley Richard, 1994
- 166 Vencie Glenn, 1987

Most, Game

- 177 Charlie McNeil vs. Houston, Sept. 24, 1961
- 106 Woodrow Lowe vs. Pittsburgh, Nov. 18, 1979
- 103 Vencie Glenn vs. Denver, Nov. 29, 1987

Longest Return

- 103t Vencie Glenn vs. Denver, Nov. 29, 1987
- 102t Donald Frank at L.A. Raiders, Oct. 31, 1993
- 100t Leslie Duncan vs. Kansas City, Oct. 15, 1967

INTERCEPTION RETURN TOUCHDOWNS

Most, Career

- 5 Kenny Graham, 1964-69
- Dick Harris, 1960-65
- 4 Woodrow Lowe, 1976-86
- 3 Joe Beauchamp, 1966-75

Most, Season

- 3 Dick Harris, 1961
- 2 (8 times), Last: Clinton Hart, 2005
- 1 (59 times), Last: Eric Weddle, 2009

Most, Game

- 1 (78 times), Last: Eric Weddle vs. Miami, Sept. 27, 2009

SACKS

Most Seasons Leading League

- 1 Shawne Merriman, 2006

Most, Career

- 105.5 Leslie O'Neal, 1986-95
- 67.0 Gary Johnson, 1975-84
- 65.5 Lee Williams, 1984-90

Most, Season

- 17.5 Gary Johnson, 1980
- 17.0 S. Merriman, 2006, Leslie O'Neal, 1992 & Steve DeLong, 1969
- 15.5 Fred Dean, 1978

Most, Game (since 1982)

- 5 Leslie O'Neal vs. Dallas, Nov. 16, 1986
- 4 Leslie O'Neal at Phoenix, Dec. 6, 1992
- Leslie O'Neal vs. Denver, Dec. 22, 1991
- 3.5 (3 times), Last: Shawne Merriman at Seattle, Dec. 24, 2006

PUNTS

Most, Career

- 771 Darren Bennett, 1995-03
- 519 Dennis Pardee, 1968-75
- 393 Mike Scifres, 2003-09

Most, Season

- 95 Darren Bennett, 1998
- 92 Darren Bennett, 2000
- 89 Darren Bennett, 1997, 1999

Most, Game

- 11 (6 times), Last: Darren Bennett at Oakland, Oct. 11, 1998
- 10 (7 times), Last: Mike Scifres at Seattle, Dec. 24, 2006
- 9 (9 times), Last: Darren Bennett at Carolina, Dec. 17, 2000

PUNT YARDS

Most, Career

- 33,776 Darren Bennett, 1995-03
- 21,417 Dennis Pardee, 1968-75
- 17,380 Mike Scifres, 2003-09

Most, Season

- 4,248 Darren Bennett, 2000
- 4,174 Darren Bennett, 1998
- 3,972 Darren Bennett, 1997

Most, Game

- 522 Darren Bennett at Oakland, Oct. 11, 1998
- 492 Dennis Pardee at Kansas City, Nov. 10, 1974
- 486 Darren Bennett at Cincinnati, Nov. 2, 1997
- Dennis Pardee at Denver, Nov. 2, 1969

Longest Punt

- 82 Paul Maguire vs. Dallas, Nov. 19, 1961
- 73 Dennis Pardee at Denver, Oct. 17, 1971
- 71 (4 times), Last: Mike Scifres at Baltimore, Oct. 1, 2006

PUNTING AVERAGE

Highest, Career (minimum 100 att.)

- 44.2 Mike Scifres, 2003-09
- 43.8 Darren Bennett, 1995-03
- 42.9 Ralf Mojsiejenko, 1985-88

Highest, Season (minimum 50 att.)

- 46.2 Darren Bennett, 2000
- 46.1 Mike Scifres, 2007
- 45.7 Mike Scifres, 2008

Highest, Game (minimum 4 att.)

- 59.5 Darren Bennett at Pittsburgh, Oct. 1, 1995
- 57.0 Darren Bennett at Kansas City, Sept. 17, 2000
- 56.7 Darren Bennett at Denver, Oct. 6, 1996

PUNT RETURN YARDS

Most Seasons Leading League

- 1 Leslie "Speedy" Duncan, 1965

Most, Career

- 2,388 Mike Fuller, 1975-80
- 1,651 Leslie "Speedy" Duncan, 1964-70
- 1,407 Darrien Gordon, 1983-96

Most, Season

- 537 Darrien Gordon, 1996
- 489 Eric Metcalf, 1997
- 475 Darrien Gordon, 1994

Most, Game

- 168 Eric Metcalf at Cincinnati, Nov. 2, 1997
- 136 Mike Fuller at Buffalo, Nov. 21, 1976
- 133 Andre Coleman at Philadelphia, Sept. 17, 1995

Longest Return

- 95t Leslie Duncan vs. N.Y. Jets, Nov. 24, 1968
- 90t Darrien Gordon at L.A. Raiders, Sept. 25, 1994
- 88t Andre Coleman at Philadelphia, Sept. 17, 1995
- Mike Fuller at New Orleans, Oct. 9, 1977

PUNT RETURN AVERAGE

Most Seasons Leading League

- 2 Leslie "Speedy" Duncan, 1965, 1966

Highest, Career (minimum 50 ret.)

- 13.7 Darrien Gordon, 1993-96
- 12.0 Leslie "Speedy" Duncan, 1964-70
- 11.3 Mike Fuller, 1975-80

Highest, Season (minimum 20 ret.)

- 15.5 Leslie "Speedy" Duncan, 1965
- 14.9 Darrien Gordon, 1996
- 13.2 (3 times), Last: Darrien Gordon, 1994

PUNT RETURN TOUCHDOWNS

Most, Career

- 4 Leslie "Speedy" Duncan, 1964-70
- 3 Eric Metcalf, 1997
- Darrien Gordon, 1993-96
- 2 (4 times), Last: Darren Sproles, 2005-09

Most, Season

- 3 Eric Metcalf, 1997
- 2 (3 times), Last: Darrien Gordon, 1994
- 1 (14 times), Last: Darren Sproles, 2009

Most, Game

- 2 Eric Metcalf at Cincinnati, Nov. 2, 1997
- 1 (21 times), Last: Darren Sproles vs. Denver, Oct. 19, 2009

PUNT RETURNS

Most Seasons Leading League

- 1 Leslie Duncan, 1965

Most, Career

- 212 Mike Fuller, 1975-80
- 138 Leslie "Speedy" Duncan, 1964-70
- 124 Lionel James, 1984-88

Most, Season

- 46 Mike Fuller, 1979
- 45 Eric Metcalf, 1997
- 39 Mike Fuller, 1978

Most, Game

- 8 (4 times), Last: Leon Johnson at Detroit, Dec. 7, 2003
- 7 (4 times), Last: Mike Fuller at Houston, Dec. 17, 1978
- 6 (6 times), Last: Nate Jacquet vs. Kansas City, Nov. 26, 2000

Individual Regular-Season Records, cont.

Most Fair Catches, Season

- 24 Kenny Graham, 1969
- 19 Chris Penn, 1999
- Darrien Gordon, 1994
- 18 Kitrick Taylor, 1991

Most Fair Catches, Game

- 6 Phil McConkey at Kansas City, Dec. 17, 1989
- 5 Jeff Graham at Oakland, Sept. 3, 2000
- Kenny Graham vs. Cincinnati, Oct. 4, 1969
- 4 (9 times), Last: Eric Parker at Washington, Nov. 27, 2005

KICKOFF RETURN YARDS

Most, Career

- 5,212 Darren Sproles, 2005-09
- 3,997 Ronney Jenkins, 2000-02
- 3,914 Andre Coleman, 1994-96

Most, Season

- 1,541 Ronney Jenkins, 2001
- 1,531 Ronney Jenkins, 2000
- 1,528 Darren Sproles, 2005

Most, Game

- 250 Ronney Jenkins, at Oakland, Nov. 18, 2001
- 221 Ronney Jenkins vs. New Orleans, Sept. 10, 2000
- 214 Ronney Jenkins vs. New England, Oct. 14, 2001

Longest Return

- 103t Darren Sproles at Denver, Sept. 14, 2008
- Keith Lincoln vs. N.Y. Titans, Sept. 16, 1962
- 98t Andre Coleman vs. San Francisco, Jan. 29, 1995
- Gary Anderson at Denver, Nov. 17, 1985
- 95t Nate Lewis vs. New Orleans, Nov. 17, 1991

KICKOFF RETURN AVERAGE

Highest, Career (minimum 75 ret.)

- 25.3 Leslie "Speedy" Duncan, 1964-70
- 25.2 Darren Sproles, 2005-09
- 24.2 Ronney Jenkins, 2000-02

Highest, Season (minimum 10 ret.)

- 29.7 Antonio Cromartie, 2006
- 28.4 Keith Lincoln, 1962
- 28.0 Leslie "Speedy" Duncan, 1969

KICKOFF RETURN TOUCHDOWNS

Most, Career

- 4 Andre Coleman, 1994-96
- 3 Ronney Jenkins, 2000-02
- 2 Darren Sproles, 2005-08
- Anthony Miller, 1988-93

Most, Season

- 2 (3 times), Last: Ronney Jenkins, 2001
- 1 (11 times), Last: Darren Sproles, 2008

Most, Game

- 1 (17 times), Last: Darren Sproles at Denver, Sept. 14, 2008

KICKOFF RETURNS

Most, Career

- 207 Darren Sproles, 2005-09
- 166 Andre Coleman, 1994-96
- 165 Ronney Jenkins, 2000-02

Most, Season

- 67 Ronney Jenkins, 2000
- 63 Darren Sproles, 2005
- 62 Andre Coleman, 1995

Most, Game

- 8 (5 times), Last: Darren Sproles at N.O. (at London), Oct. 26, 2008
- 7 (13 times), Last: Darren Sproles vs. Denver, Oct. 19, 2009
- 6 (34 times), Last: Darren Sproles vs. Philadelphia, Nov. 15, 2009

COMBINED KICKOFF AND PUNT RETURN YARDS

Most, Career

- 5,981 Darren Sproles, 2005-09
- 5,037 Leslie "Speedy" Duncan, 1964-70
- 4,240 Andre Coleman, 1994-96

Most, Season

- 1,737 Andre Coleman, 1995
- 1,636 Darren Sproles, 2005
- 1,625 Darren Sproles, 2008

COMBINED KICKOFF AND PUNT RETURNS

Most, Career

- 297 Darren Sproles, 2005-09
- 289 Mike Fuller, 1975-80
- 272 Leslie "Speedy" Duncan, 1964-70

Most, Season

- 90 Andre Coleman, 1995
- 81 Darren Sproles, 2005
- 80 Darren Sproles, 2009

SERVICE

Most Seasons, Active Player

- 16 David Binn, 1994-09
- 15 Dan Fouts, 1973-87
- Russ Washington, 1968-82
- 14 Don Macek, 1976-89
- Doug Wilkerson, 1971-84

Most Games

- 255 David Binn, 1994-09
- 200 Junior Seau, 1990-02
- Russ Washington, 1968-82
- 195 Doug Wilkerson, 1971-84

Most Consecutive Games

- 178 David Binn, 1994-09
- Russ Washington, 1968-80
- 163 Charlie Joiner, 1976-86
- 154 Walt Sweeney, 1963-73
- John Hadl, 1962-72

Most Consecutive Starts

- 148 Russ Washington, 1970-80
- 140 Walt Sweeney, 1964-73
- 114 Doug Wilkerson, 1971-78

Team Regular-Season Records

† indicates 9-game strike season

GAMES WON

Most, Season

- 14 2006
- 13 2009
- 12 1961, 1979, 2004

Fewest, Season

- 1 2000
- 2 1973, 1975
- 4 1962, 1972, 1986, 1991, 1997, 2003

Most Consecutive

- 15 Nov. 27, 1960–Dec. 3, 1961
- 11 Oct. 25, 2009–current
- Oct. 29, 2006–Sept. 9, 2007
- 8 (4 times), Last: Oct. 24–Dec. 19, 2004

Most Consecutive at Home

- 10 Nov. 5, 1978–Nov. 25, 1979
- 9 Sept. 17, 2006–Sept. 9, 2007
- Nov. 27, 1960–Dec. 9, 1961
- 8 Oct. 4, 1992–Sept. 19, 1993

Most Consecutive on Road

- 11 Oct. 2, 1960–Nov. 12, 1961
- 6 Oct. 25, 2009–current
- Nov. 4, 1979–Sept. 28, 1980
- 5 Jan. 2, 1994–Oct. 16, 1994

Most Consecutive at Start of Season

- 11 1961
- 6 1994
- 4 1966, 1980, 2002

GAMES LOST

Most, Season

- 15 2000
- 12 1975, 1986, 1991, 1997, 2003
- 11 1973, 1998, 2001

Fewest, Season

- 2 1961, 1965, 2006
- 3 2009, 1963, 1982†
- 4 1979, 2004

Most Consecutive

- 11 Sept. 3, 2000–Nov. 19, 2000
- Sept. 21, 1975–Nov. 30, 1975
- 9 Dec. 8, 2002–Oct. 5, 2003
- Nov. 4, 2001–Dec. 30, 2001
- 8 (4 times), Last: Nov. 2, 1997–Dec. 21, 1997

Most Consecutive at Home

- 6 Sept. 21, 1975–Nov. 16, 1975
- Nov. 25, 1973–Oct. 27, 1974
- 5 (4 times), Last: Sept. 10, 2000–Nov. 12, 2000
- 4 (3 times), Last: Dec. 8, 2002–Sept. 21, 2003

Most Consecutive on Road

- 11 Oct. 6, 1985–Oct. 26, 1986
- 8 (3 times), Last: Sept. 3, 2000–Dec. 17, 2000
- 7 Nov. 10, 2002–Oct. 5, 2003
- Sept. 20, 1998–Dec. 27, 1998

Most Consecutive on Road Without Victory, including Ties

- 14 Nov. 22, 1970–Nov. 19, 1972

POINTS

Most, Season

- 492 2006
- 478 1981
- 467 1985

Most, Game

- 58 vs. Denver, Dec. 22, 1963
- 55 at Oakland, Nov. 22, 1981
- vs. Denver, Oct. 20, 1968
- 54 vs. Pittsburgh, Dec. 8, 1985

Most Game, Both Teams

- 98 vs. Pittsburgh, Dec. 8, 1985
- 93 vs. N.Y. Titans, Dec. 18, 1960
- 90 at Cincinnati, Nov. 12, 2006

Most, Half

- 45 Oct. 4, 2009 at Pittsburgh (second half)
- 42 Nov. 12, 2006 at Cincinnati (second half)
- 41 Nov. 5, 1961 vs. New York Titans (second half)
- 37 Oct. 19, 2009 vs. Denver (first half)
- Sept. 20, 2009 vs. Baltimore (first half)

Most, Quarter

- 28 at Kansas City, Nov. 15, 1964
- vs. N.Y. Titans, Nov. 5, 1961
- vs. Houston, Sept. 24, 1961

Most, Quarter, Both Teams

- 38 at Denver, Sept. 14, 2008 (2Q)
- at Kansas City, Oct. 19, 1986 (2Q)
- at Denver, Oct. 6, 1963 (2Q)
- at Boston, Oct. 7, 1961 (2Q)

Fewest, Season

- 178 1961
- 188 1973
- 189 1975

Fewest, Game

- 0 (26 times), Last: at Kansas City, Oct. 31, 1999

Most Consecutive Games Not Shutout

- 169 Nov. 7, 1999–current
- 121 Sept. 7, 1962–Nov. 2, 1969

TOUCHDOWNS

Most, Season

- 61 1981
- 60 1985
- 59 2006

Most, Game

- 8 vs. Pittsburgh, Dec. 8, 1985
- at Oakland, Nov. 22, 1981
- 7 (8 times), Last: vs. Denver, Dec. 28, 2008
- 6 (34 times), Last: at Tennessee, Dec. 25, 2009

Fewest, Season

- 22 1973, 1975
- 23 1998
- 25 1977, 1999

POINTS AFTER TOUCHDOWN

Most, Season

- 58 2006
- 55 1981
- 54 2004

Most, Game

- 7 (7 times), Last: vs. Denver, Dec. 28, 2008
- 6 (27 times), Last: at Tennessee, Dec. 25, 2009
- 5 (40 times), Last: at Kansas City, Nov. 29, 2009

Fewest, Season

- 19 1973, 1998
- 20 1975
- 21 1977

TWO-POINT CONVERSIONS

Most, Season

- 3 1994
- 2 1962, 1963, 1968, 1998, 2003, 2008
- 1 1961, 1995, 1999, 2002, 2006

Most, Game – (since 1994)

- 1 (12 times), Last: at Oakland, Sept. 28, 2008

Most Attempts, Season

- 7 1994
- 5 2008
- 4 1995, 1998, 2000

Most Attempts, Game – (since 1994)

- 3 at Denver, Sept. 4, 1994
- 2 (3 times), Last: at Kansas City, Dec. 14, 2008
- 1 (28 times), Last: vs. Atlanta, Nov. 30, 2008

FIELD GOALS

Most, Season

- 34 1994
- 32 2009
- 31 1993, 1999

Most, Game

- 6 (3 times), Last: at Oakland, Oct. 5, 1997
- 5 (8 times), Last: vs. Seattle, Dec. 30, 2001
- 4 (22 times), Last: at Denver, Nov. 22, 2009

Most Attempts, Season

- 43 2001
- 40 1993
- 38 1994

Most Attempts, Game

- 7 at N.Y. Jets, Oct. 8, 1966
- 6 (6 times), Last: vs. Denver, Dec. 1, 2002
- 5 (20 times), Last: at Cleveland, Oct. 19, 2003

Most, Game, Both Teams

- 9 vs. Kansas City, Sept. 29, 1996
- 8 at Indianapolis, Nov. 3, 1996
- vs. New England, Nov. 9, 1975
- 7 (9 times), Last: vs. Cleveland, Nov. 5, 2006

Most Attempts, Game, Both Teams

- 10 (4 times), Last: vs. Seattle, Dec. 12, 1999
- 9 (3 times), Last: vs. Denver, Dec. 1, 2002
- 8 (18 times), Last: at Oakland, Sept. 28, 2008

Team Regular-Season Records, cont.

Fewest Made, Season

6 1974
10 1976
12 1964, 1970, 1973, 1975

Fewest Attempts, Season

16 1974
19 1970
20 1962, 1976, 1988, 2003

FIRST DOWNS

Most, Season

379 1981, 1985
374 1984
372 1980

Most, Game

35 at Kansas City, Oct. 19, 1986
34 vs. Miami, Nov. 18, 1984 (OT)
vs. Cincinnati, Dec. 20, 1982
33 vs. Oakland, Oct. 31, 2004

Most, Game, Both Teams

62 vs. Seattle, Sept. 15, 1985
58 vs. Seattle, Dec. 29, 2002 (OT)
vs. Miami, Nov. 18, 1984 (OT)
57 at San Francisco, Dec. 11, 1982

Fewest, Season

198 1973, 1975
208 1961
217 1962

Fewest, Game

3 at Denver, Nov. 30, 1975
5 at Denver, Nov. 16, 2003
vs. Oakland, Oct. 5, 1970
6 vs. Pittsburgh Dec. 24, 2000
at Seattle, Nov. 22, 1987

Most by Rushing, Season

137 2006
131 2004
127 1981

Most by Rushing, Game

19 vs. Oakland, Nov. 27, 1960
18 vs. Houston, Oct. 3, 1965
17 (3 times), Last: vs. Denver, Dec. 28, 2008

Fewest by Rushing, Game

0 at Oakland, Nov. 14, 1999
1 (13 times), Last: at Pittsburgh, Oct. 4, 2009
2 (42 times), Last: vs. Washington, Jan. 3, 2010

Most by Passing, Season

258 1985
244 1980
240 1984

Most by Passing, Game

27 vs. Seattle, Sept. 15, 1985
23 vs. Cincinnati, Dec. 20, 1982
vs. N.Y. Giants, Oct. 19, 1980
22 vs. Denver, Nov. 28, 1982
vs. Oakland, Sept. 14, 1980 (OT)

Fewest by Passing, Season

89 1975
93 1973
110 1961

Fewest by Passing, Game

0 at Kansas City, Sept. 20, 1998
1 at Denver, Nov. 30, 1975 (OT)
2 (3 times), Last: at Denver, Nov. 16, 2003

Most by Penalty, Season

37 2004
32 2000
31 1998, 1971

Most by Penalty, Game

7 vs. Baltimore, Nov. 15, 1998
vs. Denver, Nov. 30, 1997
6 (3 times), Last: vs. Oakland, Oct. 31, 2004
5 (12 times), Last: at Tennessee, Dec. 25, 2009

Fewest by Penalty, Season

11 1975
12 1964, 1965
13 1968

NET YARDS GAINED

Most, Season

6,744 1981
6,535 1985
6,410 1980

Most, Game

661 vs. Cincinnati, Dec. 20, 1982
593 vs. L.A. Raiders, Nov. 10, 1985
581 vs. Denver, Oct. 20, 1968

Most, Game, Both Teams

1,102 vs. Cincinnati, Dec. 20, 1982
1,057 vs. Denver, Oct. 20, 1968
1,047 vs. L.A. Raiders, Nov. 10, 1985

Fewest, Season

3,411 1975
3,622 1973
3,953 1970

Fewest, Game

70 at Denver, Nov. 2, 1969
93 vs. Oakland, Oct. 5, 1975
96 at Denver, Nov. 16, 2003

Most Total Offensive Plays, Season

1,154 1984
1,135 1980
1,129 1981

Fewest Total Offensive Plays, Season

617 1982†
753 1963
759 1964

RUSHING

Most Attempts, Season

590 1978
525 2004
522 2006

Most Attempts, Game

58 vs. Oakland, Nov. 20, 1977
53 (4 times), Last: vs. Detroit, Dec. 16, 2007
51 at Kansas City, Sept. 12, 1983

Fewest Attempts, Season

267 1982†
351 2000
361 1966

Most Yards, Season

2,578 2006
2,257 1990
2,248 1991

Most Yards, Game

289 vs. Denver, Dec. 28, 2008
287 vs. N.Y. Jets, Oct. 13, 1963
274 vs. Detroit, Dec. 16, 2007

Fewest Yards, Game

2 vs. Boston, Dec. 17, 1961
3 vs. Dallas Texans, Nov. 19, 1961
11 vs. Buffalo, Nov. 20, 1960

Most Touchdowns, Season

32 2006
26 1981
25 1979

Fewest Touchdowns, Season

5 1997
7 2000
9 1966, 1970

Most Touchdowns, Game

5 (4 times), Last: vs. Denver, Dec. 28, 2008
4 (22 times), Last: at Tennessee, Dec. 25, 2009
3 (42 times), Last: at Denver, Nov. 19, 2006

Most Touchdowns Allowed, Game

5 vs. Atlanta, Oct. 21, 1973
at Houston, Sept. 18, 1960
4 (10 times), Last: at Minnesota, Nov. 4, 2007
3 (42 times), Last: vs. Denver, Dec. 31, 2005

RUSHING AVERAGE

Highest, Season

5.6 1963
5.1 2003
4.9 2006

Highest, Game

8.52 vs. N.Y. Jets, Dec. 24, 1967
8.44 vs. Denver, Dec. 22, 1963
8.26 vs. Cleveland, Nov. 5, 2006

PASSING

Most Attempts, Season

662 1984
635 1983
632 1985

Most Attempts, Game

65 at Kansas City, Oct. 19, 1986
58 at Kansas City, Dec. 22, 1985
56 vs. Miami, Nov. 18, 1984, (OT)

Fewest Attempts, Season

337 1975
338 1982†
349 1974

Fewest Attempts, Game

6 at Cleveland, Dec. 19, 2004
10 vs. Kansas City, Dec. 18, 1988
11 (2 times), Last: vs. Houston, Oct. 28, 2007

Most Completions, Season

401 1984
386 1985
369 1983

Most Completions, Game

37 (3 times), Last: at Kansas City, Oct. 19, 1986
35 vs. Miami, Dec. 11, 2005
34 (3 times), Last: at Kansas City, Dec. 14, 2008

Fewest Completions, Game

1 at Kansas City, Sept. 20, 1998
3 vs. Oakland, Oct. 5, 1975
4 at Cleveland, Dec. 19, 2004
vs. Kansas City, Nov. 2, 1986

Most Net Yards Gained, Season

4,870 1985
4,739 1981
4,662 1983

Most Net Yards Gained, Game

494 vs. Seattle, Sept. 15, 1985
486 vs. Cincinnati, Dec. 20, 1982
456 vs. N.Y. Giants, Oct. 19, 1980

Fewest Net Yards Gained, Season

1,610 1975
1,808 1973
2,244 1977

Fewest Net Yards Gained, Game

-22 vs. Oakland, Oct. 5, 1975
-19 at Kansas City, Sept. 20, 1998
7 at Washington, Sept. 16, 1973

Most Touchdowns, Season

37 1985
34 1981, 2008
30 1980

Fewest Touchdowns, Season

7 1975
9 1973
11 1977, 1988, 1998

Most Touchdowns, Game

7 at Oakland, Nov. 22, 1981
5 (9 times), Last: vs. Oakland, Oct. 31, 2004
4 (21 times), Last: at Tampa Bay, Dec. 21, 2008

Most Had Intercepted, Season

34 1962, 1998
33 1968, 1983, 1986
30 1964, 1973, 1978, 1985, 2000

Most Had Intercepted, Game

7 at Seattle, Dec. 13, 1998
vs. Kansas City, Dec. 8, 1968
6 (6 times), Last: vs. Green Bay, Oct. 24, 1999
5 (13 times), Last: at Denver, Dec. 27, 1987

Fewest Had Intercepted, Season

8 2004
9 2006
10 2009

SACKED ATTEMPTING TO PASS

Most Times, Season

57 1970
53 2000
51 1997

Fewest Times, Season

11 1967
12 1982†
18 1968

Most Times Sacked Opponent, Season

62 1986
61 2006
60 1980

Most Times Sacked Opponent, Game

11 vs. Dallas, Nov. 16, 1986
10 vs. Green Bay, Sept. 24, 1978
9 (3 times), Last: at Kansas City, Dec. 2, 2007

PUNTS

Most, Season

95 1998
92 2000
90 1997

Most, Game

11 (5 times), Last: at Oakland, Oct. 11, 1998
10 (9 times), Last: at Seattle, Dec. 24, 2006
9 (9 times), Last: at Carolina, Dec. 17, 2000

Fewest, Season

23 1982†
45 1972
51 2008

Fewest, Game

0 (3 times), Last: at N.Y. Jets, Oct. 14, 1990
1 (28 times), Last: at Tennessee, Dec. 25, 2009
2 (66 times), Last: vs. Miami, Sept. 27, 2009

Fewest, Game, Both Teams

2 (4 times), Last: vs. L.A. Raiders, Nov. 29, 1992
3 (13 times), Last: vs. Denver, Dec. 28, 2008
4 (22 times), Last: at Tennessee, Dec. 25, 2009

PUNT YARDS

Most, Season

4,248 2000
4,174 1998
3,972 1997

Most, Game

522 at Oakland, Oct. 11, 1998
492 at Kansas City, Nov. 10, 1974
486 at Cincinnati, Nov. 2, 1997
at Denver, Nov. 2, 1969

Fewest, Season

868 1982†
1,813 1972
2,281 1968

Highest Average, Season

46.2 2000
45.7 2008
45.6 1996

Lowest Average, Season

36.3 1978
36.5 1979
36.8 1975

PUNT RETURNS

Most, Season

57 1978
52 1979
49 2003

Most, Game

8 (4 times), Last: at Detroit, Dec. 7, 2003
7 (4 times), Last: at Kansas City, Sept. 25, 1977
6 (6 times), Last: vs. Kansas City, Nov. 26, 2000

Fewest, Season

12 1982†
21 1966
22 1963

Team Regular-Season Records, cont.

Most Fair Catches, Season

32 1969
25 1991, 1999
23 2006

Most Fair Catches, Game

6 at Kansas City, Dec. 17, 1989
vs. Chicago, Dec. 4, 1978
5 at Oakland, Sept. 3, 2000
vs. Cincinnati, Oct. 4, 1969
4 (8 times), Last: at Washington, Nov. 27, 2005

Fewest Fair Catches, Season

0 1960, 1961, 1962, 1963, 1965, 1975
1 1976
3 1977

PUNT RETURN YARDS

Most, Season

590 1978
542 1998
521 1977

Most, Game

168 at Cincinnati, Nov. 2, 1997
151 vs. Kansas City, Sept. 20, 1965
139 vs. New York Titans, Nov. 5, 1961

Fewest, Season

138 1982†
173 1970
183 2007

Highest Average, Season

15.5 1961
14.7 1996
13.4 1965

Lowest Average, Season

5.6 1970
5.8 1971
6.2 2000

PUNT RETURN TOUCHDOWNS

Most, Season

3 1997
2 1965, 1973, 1990, 1994
1 (12 times), Last: 2009

Most, Game

2 at Cincinnati, Nov. 2, 1997
1 (21 times), Last: vs. Denver, Oct. 4, 2009

KICKOFF RETURNS

Most, Season

84 2003
83 2000
75 1997

Most, Game

9 (7 times), Last: vs. N.Y. Jets, Nov. 3, 2002
8 (15 times), Last: at N.O. (at London), Oct. 26, 2008
7 (50 times), Last: vs. Denver, Oct. 19, 2009

Most, Game, Both Teams

17 vs. Pittsburgh, Dec. 8, 1985
16 vs. New York Titans, Dec. 18, 1960
15 (3 times), Last: at N.Y. Giants, Oct. 2, 1983

KICKOFF RETURN YARDS

Most, Season

1,804 2003
1,792 2000
1,716 2001

Most, Game

269 at Oakland, Nov. 18, 2001
242 vs. Atlanta, Oct. 21, 1973
232 vs. Kansas City, Dec. 13, 1964

Fewest, Season

642 1961
734 1977
812 1992

Highest Average, Season

26.0 2001
25.5 2007
25.2 1988

Lowest Average, Season

16.5 1961
17.5 1986
18.0 1992

KICKOFF RETURN TOUCHDOWNS

Most, Season

2 1988, 1994, 1995, 2001
1 1962, 1985, 1989, 1991, 1997, 2000, 2004, 2007, 2008

Most, Game

1 (17 times), Last: at Denver, Sept. 14, 2008

PENALTIES

Most Seasons Leading League

3 1962, 1964, 1965

Most, Season

137 1998
129 1997
128 1981

Most, Game

19 at Kansas City, Nov. 16, 1997
16 vs. Baltimore, Nov. 15, 1998
15 at Indianapolis, Nov. 3, 1997

Fewest, Season

63 1969
64 1982†
68 1966

Fewest, Game

0 (4 times), Last: at Cincinnati, Dec. 21, 1975
1 (23 times), Last: at Cleveland, Dec. 6, 2009
2 (40 times), Last: vs. Washington, Jan. 3, 2010

Most Yards, Season

1,229 1998
1,101 1997
1,039 1988

Most Yards, Game

148 vs. N.Y. Jets, Oct. 13, 1963
146 vs. Baltimore, Nov. 15, 1998
at Kansas City, Nov. 16, 1997
144 vs. Kansas City, Nov. 22, 1998

FUMBLES

Most, Season

44 1985
42 1983
40 1980, 1972

Most, Game

9 vs. Green Bay, Sept. 24, 1978
7 vs. Cincinnati, Sept. 30, 1973
6 (5 times), Last: vs. Pittsburgh, Dec. 13, 1987

Most by Opponent, Game

9 at Kansas City, Nov. 15, 1964
7 (3 times), Last: vs. Washington, Sept. 9, 2001
6 (6 times), Last: vs. Arizona, Dec. 9, 1995

Most, Game, Both Teams

11 (3 times), Last: vs. Kansas City, Oct. 13, 1985
10 (5 times), Last: vs. Seattle, Nov. 25, 1990
9 (7 times), Last: vs. Washington, Sept. 9, 2001

Fewest, Season

13 1993
14 2009
16 1963, 2002

Most Lost, Season

22 1980, 1981, 1983
21 1973
20 1972, 1978, 1987, 2000

Most Lost, Game

6 vs. Green Bay, Sept. 24, 1978
4 (12 times), Last: at Baltimore, Dec. 10, 2000
3 (38 times), Last: vs. Green Bay, Dec. 14, 2003

Most Own Recovered, Season

25 1985
21 1979
20 1972, 1973, 1975, 1983

Most Own Recovered, Game

6 at Denver, Nov. 30, 1973
5 vs. Kansas City, Nov. 12, 1995
vs. Oakland, Dec. 26, 1999
4 (6 times), Last: at Baltimore, Oct. 1, 2006

Fewest Own Recovered, Season

4 1963
7 1989, 2009
8 1965, 1967, 1968, 1993, 2002, 2003

Most Opponents Recovered, Season

22 1986
18 1973, 1979, 1980, 1981, 2007
17 1960, 1961, 1963, 1983, 1984

Fewest Opponents Recovered, Season

5 1963
6 1970, 1974, 2002
7 1969, 1982†, 1992, 1993, 2003

POINTS ALLOWED

Most, Season

462 1983
441 2003
440 2000

Most, Game

57 at St. Louis, Oct. 1, 2000
52 at Pittsburgh, Nov. 25, 1984
51 at Oakland, Oct. 29, 1967

Most, Quarter

31 at Oakland, Dec. 8, 1963 (4Q)
30 at St. Louis, Nov. 20, 1983 (2Q)
28 (5 times), Last: at Minnesota, Nov. 28, 1999 (2Q)

Fewest, Season

205 1977
219 1961
221 1982†

Fewest, Game

0 (15 times), Last: at Oakland, Sept. 11, 2006
3 (16 times), Last: at Denver, Nov. 22, 2009
6 (16 times), Last: at Carolina, Oct. 24, 2004

FIRST DOWNS ALLOWED

Most, Season

365 1981
363 1985
347 1983

Most, Game

34 (3 times), Last: at Denver, Sept. 14, 2008
33 vs. Cincinnati, Nov. 23, 2003
32 at Pittsburgh, Oct. 4, 2009

Fewest, Season

190 1965
196 1982†
224 1962

Fewest, Game

5 at Tampa Bay, Sept. 19, 1976
6 at Oakland, Oct. 11, 1998
at Oakland (S.F.), Oct. 22, 1961
7 (4 times), Last: vs. Houston, Sept. 15, 2002

Most by Rushing, Season

154 1975
143 1971
137 1983

Most by Rushing, Game

19 (3 times), Last: at Seattle, Nov. 22, 1987
17 vs. Houston, Sept. 23, 1962
16 vs. New England, Oct. 16, 1977
vs. Kansas City, Dec. 18, 1966

Fewest by Rushing, Season

54 1965
65 1982
71 1969

Fewest by Rushing, Game

0 (4 times), Last: at Carolina, Dec. 12, 2000
1 (17 times), Last: vs. Oakland, Dec. 4, 2008
2 (34 times), Last: vs. Philadelphia, Nov. 15, 2009

Most by Passing, Season

217 1985
216 1981
213 2008

Most by Passing, Game

24 at Denver, Nov. 19, 2000
22 (4 times), Last: vs. Philadelphia, Nov. 15, 2009
21 (3 times), Last: at Indianapolis, Dec. 26, 2004

Fewest by Passing, Season

105 1977
114 1971
116 1965

Fewest by Passing, Game

1 vs. Oakland, Dec. 28, 2003
at Cincinnati, Oct. 4, 1987
2 (6 times), Last: at Cleveland, Dec. 19, 2004
3 (11 times), Last: at Kansas City, Oct. 25, 2009

Most by Penalty, Season

41 2000, 2004
35 1981, 1997, 1998
30 1996, 2002

Most by Penalty, Game

7 vs. Cleveland, Nov. 5, 2006
6 (5 times), Last: at N.O. (at London), Oct. 26, 2008
5 (13 times), Last: at Denver, Sept. 14, 2008

Fewest by Penalty, Season

12 1982†
13 1969, 1992
14 1976

NET YARDS ALLOWED

Most, Season

6,265 1985
6,136 1981
6,034 2002

Most, Game

614 at St. Louis, Oct. 1, 2000
591 vs. Seattle, Dec. 29, 2002
545 at Cincinnati, Nov. 12, 2006

Fewest, Season

3,253 1982†
3,276 1965
3,652 1977

Fewest, Game

58 at Oakland (S.F.), Oct. 22, 1961
99 vs. Indianapolis, Nov. 1, 1992
106 vs. Oakland, Sept. 17, 1961

RUSHING ALLOWED

Most Attempts, Season

606 1975
559 1973
552 1983

Most Attempts, Game

61 at Chicago, Oct. 25, 1981 (OT)
60 at Denver, Nov. 30, 1975
59 at Oakland, Sept. 18, 1977

Fewest Attempts, Season

230 1982†
306 1965
355 2004

Fewest Attempts, Game

9 vs. Detroit, Dec. 16, 2007
vs. Miami, Sept. 7, 1986
10 vs. Denver, Dec. 28, 2008
11 (3 times), Last: vs. Oakland, Oct. 31, 2004

Most Yards, Season

2,442 1975
2,403 1966
2,296 1971

Most Yards, Game

378 at Minnesota, Nov. 4, 2007
328 at Denver, Nov. 30, 1975
303 at Buffalo, Oct. 13, 1962

Team Regular-Season Records, cont.

Fewest Yards, Season

1,094 1965
1,121 1982†
1,140 1998

Fewest Yards, Game

2 at Oakland (S.F.), Oct. 22, 1961
11 at Carolina, Dec. 17, 2000
13 at Oakland, Oct. 5, 1997

Most Touchdowns, Season

26 1983
25 1971, 1981, 1985
23 1973, 1984

Fewest Touchdowns, Season

7 1961, 1965
8 1999
10 (9 times), Last: 2009

PASSING ALLOWED

Most Attempts, Season

607 2002, 2004
605 2008
595 1985

Most Attempts, Game

61 vs. St. Louis, Sept. 20, 1987
58 (2 times), Last: vs. Tennessee, Oct. 3, 2004
57 at Cleveland, Sept. 7, 1981

Fewest Attempts, Season

330 1977
341 1973
342 1982†

Fewest Attempts, Game

7 at Detroit, Nov. 6, 1977
12 (2 times), Last: at Denver, Dec. 10, 1972
13 (4 times), Last: at Cincinnati, Oct. 4, 1987

Most Completions, Season

411 2008
375 2002
372 2004

Most Completions, Game

40 vs. Cincinnati, Dec. 20, 1982
39 vs. Tennessee, Oct. 3, 2004
37 Kansas City, Oct. 9, 1994

Fewest Completions, Season

170 1966
172 1977
177 1973

Fewest Completions, Game

3 at Tampa Bay, Sept. 19, 1976
5 (4 times), Last: at Cincinnati, Oct. 4, 1987
6 (6 times), Last: vs. Oakland, Dec. 28, 2003

Most Net Yards, Season

5,056 199
4,311 1981
4,295 2002

Most Net Yards, Game

453 at St. Louis, Nov. 10, 2002
451 at St. Louis, Oct. 1, 2000
443 at Denver, Nov. 19, 2000

Fewest Net Yards, Season

1,725 1977
2,155 1966
2,174 1965

Fewest Net Yards, Game

-13 at Cincinnati, Oct. 4, 1987
0 vs. Oakland, Dec. 28, 2003
vs. Cincinnati, Dec. 6, 1970
4 at Tampa Bay, Sept. 19, 1976

Most Touchdowns, Season

36 2003
33 2000
31 1997

Most Touchdowns, Game

6 vs. Oakland, Oct. 27, 1963
5 (6 times), Last: at Denver, Nov. 19, 2000
4 (24 times), Last: at Denver, Sept. 14, 2008

Fewest Touchdowns, Season

10 1982†
11 1979
13 1966, 1970, 1974

INTERCEPTIONS BY

Most, Season

49 1961 (NFL Record)
31 1969
30 1964, 2007

Most, Game

6 (6 times), Last: vs. Indianapolis, Nov. 11, 2007
5 (8 times), Last: vs. Detroit, Dec. 16, 2007
4 (28 times), Last: vs. Houston, Oct. 28, 2007

Most, Game, Both Teams

10 at Seattle, Dec. 13, 1998
9 at Denver, Sept. 21, 1980
at Oakland, Nov. 1, 1964
8 (11 times), Last: vs. Indianapolis, Nov. 11, 2007

Fewest, Season

9 1970
10 2005
13 1967, 1982†, 1987, 2003

Most Yards Returned, Season

929 1961 (NFL Record)
562 1979
499 1984

Most Yards Returned, Game

194 vs. Houston, Sept. 24, 1961
174 vs. Denver, Oct. 29, 1961
171 vs. Pittsburgh, Nov. 18, 1979

Fewest Yards Returned, Season

90 1970
123 1999
140 2006

Most Touchdowns by Returns, Season

9 1961 (NFL Record)
5 1984
4 1994, 2000

Most Touchdowns by Returns, Game

2 at Kansas City, Oct. 19, 1986
vs. Denver, Oct. 29, 1961
1 (73 times), Last: vs. Miami, Sept. 27, 2009

Most Consecutive Games

46 1960-63 (NFL Record)

PUNT RETURNS

Most by Opponents, Season

56 1988
51 1996, 2000
48 1974, 1975

Fewest by Opponents, Season

7 1982†
16 1968
22 1963

Most Yards by Opponents, Season

722 2000
601 1976
558 1988

Most Yards by Opponent, Game

151 vs. Kansas City, Sept. 26, 1965
150 at Denver, Dec. 27, 1987
142 at Oakland, Oct. 29, 1967

KICKOFF RETURNS

Most by Opponent, Season

90 2006
88 1981
87 2009

Fewest by Opponent, Season

35 1973
39 1974
40 1975

Most by Opponent, Game

10 (4 times), Last: vs. Detroit, Dec. 16, 2007
9 (6 times), Last: vs. Denver, Dec. 28, 2008
8 (15 times), Last: at Kansas City, Oct. 25, 2009

The Last Time (includes playoffs)

100 Yards Rushing

Chargers — Darren Sproles, 115 yards vs. Den., Dec. 28, 2008 (14 att.)
Opponent — Shonn Greene, 128 yards (vs. New York Jets), Jan. 17, 2010 (23 att.)

200 Yards Rushing

Chargers — L. Tomlinson, 243 yards vs. Oakland, Dec. 28, 2003 (31 att.)
Opponent — Adrian Peterson, 296 yards (at Minn.), Nov. 4, 2007 (30 att.)

3 Touchdowns Rushing

Chargers — LaDainian Tomlinson (3) vs. Denver, Dec. 28, 2008
Opponent — Adrian Peterson (at Minnesota), Nov. 4, 2007

100 Yards Receiving

Chargers — Vincent Jackson, 111 yards vs. New York Jets, Jan. 17, 2010 (7 rec.)
Opponent — Malcolm Kelly, 109 yards (vs. Washington), Jan. 3, 2010 (5 rec.)

200 Yards Receiving

Chargers — Wes Chandler, 243 yards vs. Sea., Sept. 15, 1985 (13 rec.)
Opponent — Chad Johnson, 260 yards (at Cin.), Nov. 12, 2006 (11 rec.)

3 Touchdown Receiving

Chargers — Antonio Gates vs. Kansas City, Oct. 30, 2005
Opponent — Chad Johnson (Cincinnati), Nov. 23, 2003

4 Total Touchdowns

Chargers — L. Tomlinson vs. Oakland, Oct. 14, 2007 (4 rushing)
Opponent — Harvey Williams (Oakland), Nov. 16, 1997 (2 rush. 2 rec.)

300 Yards Passing

Chargers — Philip Rivers, 308 yards vs. Cincinnati, Dec. 20, 2009
Opponent — Carson Palmer, 314 yards, vs. Cincinnati, Dec. 20, 2009

400 Yards Passing

Chargers — Philip Rivers, 436 yards vs. Baltimore, Sept. 20, 2009
Opponent — Donovan McNabb, 450 yards, vs. Philadelphia, Nov. 15, 2009

3 Touchdown Passes

Chargers — Philip Rivers (3) vs. Cincinnati, Dec. 20, 2009
Opponent — Brady Quinn (3) (at Cleveland), Nov. 9, 2009

5 Touchdown Passes

Chargers — Drew Brees, (5) vs. Oakland, Oct. 31, 2004
Opponent — Gus Frerotte, (5) (at Denver), Nov. 19, 2000

Punt Return for Touchdown

Chargers — Darren Sproles, 77 yards vs. Denver, Oct. 19, 2009
Opponent — Eddie Royal, 71 yards (vs. Denver), Oct. 19, 2009

Kickoff Return for Touchdown

Chargers — Darren Sproles, 103 yards at Denver, Sept. 14, 2008
Opponent — Eddie Royal, 93 yards (vs. Denver), Oct. 19, 2009

Fumble Returned for Touchdown

Chargers — Paul Oliver, 40 yards vs. Kansas City, Nov. 29, 2009 (Matt Cassel fumble)
Opponent — Chris Gamble, 31 yards (Carolina), Sept. 7, 2008 (Antonio Gates fumble)

Intercepted Pass Returned for Touchdown

Chargers — Eric Weddle, 31 yards vs. Miami, Sept. 27, 2009 (Chad Henne passer)
Opponent — David Barrett, 25 yards (New York Jets), Sept. 22, 2008 (Philip Rivers passer)

Field Goal Returned for Touchdown

Chargers — Antonio Cromartie, 109 yards at Minnesota, Nov. 4, 2007
Opponent — Matt Ware, 65 yards, at Philadelphia, Oct. 23, 2005

3 Interceptions or More

Chargers — Antonio Cromartie (3) vs. Indianapolis, Nov. 11, 2007 (Peyton Manning passer)
Opponent — Kwamie Lassiter (4) (at Arizona), Dec. 27, 1998 (Craig Whelihan passer)

Shutout

Chargers — San Diego 27, at Oakland 0, Sept. 11, 2006
Opponent — at Kansas City 34, San Diego 0, Oct. 31, 1999

40 Points

Chargers — San Diego 42, at Tennessee 17, Dec. 25, 2009
Opponent — San Diego 49, at Cincinnati 41, Nov. 12, 2006

50 Points

Chargers — at San Diego 52, Denver 21, Dec. 28, 2008
Opponent — at St. Louis 57, San Diego 31, Oct. 1, 2000

Safety

Chargers — Penalty on Philip Rivers enforced in end zone for a safety (at San Diego), Nov. 30, 2008
Opponent — Matt Cassel intentional grounding in end zone for a safety (vs. Kansas City), Nov. 29, 2009

500 Yards Total Net Offense

Chargers — 512 yards at Kansas City, Oct. 19, 1986
Opponent — 528 yards (at Minnesota), Nov. 4, 2007

PAT Blocked

Chargers — John Parrella vs. Kansas City, Nov. 4, 2001
Opponent — Marcus Thomas (at Denver), Nov. 22, 2009

Field Goal Blocked

Chargers — Adrian Dingle vs. N.Y. Jets, Nov. 3, 2002
Opponent — Jamaal Anderson at San Diego, Nov. 30, 2008

Punt Blocked By

Chargers — Jacob Hester at Kansas City, Oct. 25, 2009 (Dustin Colquitt punter)
Hester recovers in end zone for touchdown
Opponent — Tony Scheffler (at Denver), Oct. 7, 2007 (Mike Scifres punter)