

SAN DIEGO CHARGERS at TENNESSEE TITANS

4:34 p.m. PST (6:34 p.m. CST) — Friday, Dec. 25, 2009
LP Field (69,143)— Nashville, Tennessee



2009 Schedule

REGULAR SEASON (11-3)

Mon.	Sept.	14	at Oakland	W	24-20
Sun.	Sept.	20	BALTIMORE	L	26-31
Sun.	Sept.	27	MIAMI	W	23-13
Sun.	Oct.	4	at Pittsburgh	L	28-38
Sun.	Oct.	11	Bye		
Mon.	Oct.	19	DENVER	L	23-34
Sun.	Oct.	25	at Kansas City	W	37-7
Sun.	Nov.	1	OAKLAND	W	24-16
Sun.	Nov.	8	at New York Giants	W	21-20
Sun.	Nov.	15	PHILADELPHIA	W	31-23
Sun.	Nov.	22	at Denver	W	32-3
Sun.	Nov.	29	KANSAS CITY	W	43-14
Sun.	Dec.	6	at Cleveland	W	30-23
Sun.	Dec.	13	at Dallas	W	20-17
Sun.	Dec.	20	CINCINNATI	W	27-24
Fri.	Dec.	25	at Tennessee	4:34 p.m.	NFLN/KFMB
Sun.	Jan.	3	WASHINGTON*	1:15 p.m.	FOX

All times Pacific. Home games in **BOLD**.

Home games will be subject to local blackout rules and will be shown locally if they are sold out 72 hours prior to kickoff. Dates and times are subject to change.

*Denotes flex scheduling and games subject to time change.

For Immediate Release

Monday, December 21, 2009

www.Chargers.com

(858) 874-4500



AFC West Champions for the fourth year in a row and the fifth time in the last six seasons, the San Diego Chargers head to Nashville, Tennessee to take on the red-hot Titans in an NFL Network Christmas Night special on Friday, Dec. 25 at LP Field. Kickoff is set for 6:34 p.m. CST (4:34 p.m. PST).

Already assured of a home playoff game, the Chargers can clinch the No. 2 seed in the AFC and a first-round bye with either a win over the Titans or a New England loss to Jacksonville on Sunday.

Coincidentally, both teams come into Friday night's game off dramatic last-second wins by the same score, 27-24. The Chargers got a 52-yard field goal from **Nate Kaeding** with three seconds left in the fourth quarter to defeat the AFC North-leading Cincinnati Bengals at Qualcomm Stadium, while the Titans got a 46-yard field goal from **Rob Bironas** in overtime and defeated the Miami Dolphins at LP Field. With the win, Tennessee evened its record at 7-7 and placed itself in the thick of the AFC Playoff hunt.



Streaking

The Chargers have won nine games in a row and an NFL-record 17-straight in the month of December. The current nine-game streak is the third-longest in team history. Three times in the last four years the Bolts have fashioned a winning streak of at least seven games, including an 11-game streak that spanned the 2006-07 seasons. The franchise record for consecutive wins is 15 (1960-61).



Series History

The Chargers have won six in a row over the Titans, including two memorable contests in 2007. In the '07 regular season, the Chargers erased a 17-3 fourth-quarter deficit at LP Field and won 23-17 in overtime. Four weeks later, the teams met at Qualcomm Stadium in an AFC Wild Card Playoff game and the Chargers won that game as well, 17-6.

San Diego leads the all-time series, 23-16-1, and is 2-0 in Nashville.



Chargers-Titans Connections

Chargers Head Coach **Norv Turner** was the defensive backs coach at USC when Titans Head Coach **Jeff Fisher** (Woodland Hills, Calif.) played in the Trojans' secondary. Turner was the head coach in Oakland when Titans quarterback **Kerry Collins** played for the Raiders. Turner also coached wide receivers during Fisher's time in Los Angeles. Fisher and Chargers' defensive coordinator **Ron Rivera** were teammates with the Chicago Bears. Titans Assistant Head Coach and linebackers coach **Dave McGinnis** was Rivera's position coach in Chicago. Bolts assistant secondary coach **Cris Dishman** was a fifth-round draft choice by the Houston Oilers in 1988 and played for the franchise until 1996. Chargers wide receivers coach **Charlie Joiner** was drafted by Houston in the fourth round in 1969 and played the first four seasons (1969-72) of his Hall of Fame career with the Oilers. Special teams coach **Steve Crosby** spent four seasons as the

Television and Radio Coverage

The NFL Network and KFMB-TV (Ch. 8 San Diego)

Bob Papa (play-by-play), Matt Millen (analyst) and TBD (sidelines)



Westwood One Radio (National)

Ian Eagle (play-by-play), Randy Cross (analyst) and Laura Okmin (sidelines)



Rock 105.3 FM, XTRA Sports 1360 (San Diego) and AM 570 KLAC (Los Angeles)

Josh Lewin (play-by-play) and Hank Bauer (analyst)

The Chargers Radio Network includes KGEO 1230 AM in Bakersfield; KNWH 1250 AM in the Yucca Valley; KNWQ 1140 AM in Palm Springs; KNWZ 970 AM in the Coachella Valley; KOSS 1380 AM in Palmdale and Lancaster, KSPA 1510 AM in Ontario, Rancho Cucamonga and the Inland Empire; KATY 101.3 FM in Temecula and the Inland Empire; KWDJ 1360 AM in Ridgecrest; ESPN Radio 1100 AM in Las Vegas; KXO 107.5 FM in the Imperial Valley and Yuma, Arizona; and SiriusSatellite Radio.



XHFG 107.3 (San Diego) and KWKW 1330 AM (Los Angeles) - Spanish

Jorge Villanueva (play-by-play) and Adrian Garcia (analyst)



Start fast, score often

- During their current nine-game win streak, the Chargers have outscored their opponents 66-13 in the first quarter.
- The Chargers have scored 20-or-more points in 20-straight games, including playoffs. It's the longest active streak in the NFL.
- The Chargers have scored on 29 of their last 30 red zone possessions (18 touchdowns and 11 field goals).



Press releases, player bios, and a downloadable version of the 2009 Media Guide are available at www.Chargers.com.

[CHARGERS.COM](http://www.Chargers.com)

Chargers-Titans connections, cont.

offensive coordinator and wide receivers coach at Vanderbilt. Offensive Line coach **Hal Hunter** also spent four years on West End Avenue where he coached tight ends and the offensive line for the Commodores.

Chargers quarterback **Billy Volek** played for Tennessee from 2000-06. Tackle **Jon Runyan** was drafted by the Oilers in the fourth round in 1996 and spent his first four seasons (1996-99) in Houston and Tennessee. Linebacker **Tim Dobbins** is a native of Nashville and prepped at Glenclyff High School. LB **Kevin Burnett** went to school at the University of Tennessee in Knoxville. Chargers CB **Quentin Jammer** and Titans FB **Ahamard Hall** both hail from Angleton, Texas. Chargers wide receiver **Malcom Floyd's** older brother **Malcolm** played wide receiver for the Houston/Tennessee Oilers from 1994-97.

Titans secondary coach **Marcus Robertson** is from Pasadena, Calif. Offensive lineman **Eugene Amano** is a San Diego native who attended Rancho Bernardo High School. Running back **LenDale White** went to USC. Defensive end **Erik Bakhtiari** (USD) went to training camp with the Chargers in 2008 and '09. Fellow DE **Dave Ball** (UCLA) was drafted by the Chargers in the fourth round in 2004 and played for the Chargers in 2004-05 before being signed off the team's practice squad by the New York Jets. Tight end **Craig Stevens** is from Rancho Palos Verdes, Calif.



This Week's Practice and Media Schedule

Media wishing to access the Media Center, cover the open practice period or gather interviews post-practice should enter the facility via the walk-through gate nearest the Media Center .

- Tues. Dec. 22** — **Media Center open 10:00-7:00 pm**
9:30 a.m. PT — Jeff Fisher Conf Call++
9:45 a.m. PT — Chris Johnson Conf Call++
3:30 pm CT — Philip Rivers Conf Call
3:45 pm CT — Norv Turner Conference Call
++(1-218-862-7200; Conf. Code: 921315)++
*11:30-1:30 pm practice; interviews after
Wed. Dec. 23 — **Media Center open 10:00-7:00 pm**
*11:45-1:30 p.m. practice; interviews after
* Practice is open for first 20-30 minutes.



Turner is Chargers' winningest coach

At 33-18 (.647), including playoffs, **Norv Turner** has highest winning percentage in franchise history. His 30-16 (.652) mark in the regular season is the highest, as is his 3-2 (.600) mark in the playoffs. Hall of Fame coach **Sid Gillman** is second. Turner has led the Chargers to AFC West titles in each of his three seasons at the helm, the only coach in franchise history to do so.



Rivers closes in on 4,000

Philip Rivers heads to LP Field just 109 yards shy of his second-straight 4,000-yard season. He and **Dan Fouts** are the only quarterbacks in team history to pass for more than 4,000 yards. Fouts did it three-straight years (1979-81) with his streak halted by the 1982 strike-shortened season. Rivers passed for 4,009 yards in 2008.



300-yard tear

On Sunday against the Bengals, **Philip Rivers** threw for 308 yards. It was his fifth 300-yard game of the season, tying a career-high, and his third in the last four weeks. Rivers now has 15 career 300-yard games, including playoffs, just one behind **John Hadl** (16) for second-most in team history. **Dan Fouts** is the last Chargers quarterback to post more than five 300-yard games in a season, having done so seven times in 1985.

The Comeback Kid

For the third time this season (at Oakland, at NY Giants) and the 12th time in his career, **Philip Rivers** led the Chargers to a fourth-quarter victory. Though not from behind, Rivers helped the Chargers break a 24-24 tie with a six-play, 46-yard drive in just 51 seconds that led to **Nate Kaeding's** game-winning 52-yard field goal. During the game winning drive, Rivers completed three of his five pass attempts for 46 yards, including a 15-yarder to **Malcom Floyd** with just 12 seconds left.



Lean on me

Philip Rivers has thrown a touchdown pass in a career-best 11-straight games.



Rivers has been sensational during the team's nine-game winning streak, in which it went from 3.5 games behind division leading Denver to an AFC West title. Rivers has done it by completing 68.6% of his passes (179-of-261) for 2,372 yards and a rating of 110.5 while throwing 18 touchdown passes and only six interceptions. His passer rating over the last nine weeks is highest in the NFL, while his completion percentage is third.

The team's starting quarterback since '06, Rivers has led the Chargers to four straight AFC West titles, a 20-4 mark in AFC West play, a career record of 47-21 (.691) as a starter (including playoffs), and an even more impressive 27-7 (.794) record at Qualcomm Stadium.

The team's career record-holder for completion percentage (62.9) and passer rating (95.3), Rivers on Aug. 24 signed a six-year contract extension thru the 2015 season.



December dynamo

Philip Rivers may be the best quarterback ever to play in the NFL in the month of December. As a starting quarterback, Rivers is a perfect 17-0 in December and he has passed for 3,806 yards, 31 touchdowns and just 10 interceptions for a December passer rating of 98.8.



Ball security

A trademark of **Philip Rivers'** career has been ball security. This year is no exception as Rivers has thrown only nine interceptions in 4044 passing plays for the season. His interception percentage (.020) is the seventh-lowest in the NFL and twice this season, he's gone four games without throwing an interception with streaks of 143 and 118.

With 62 starts under his belt, Rivers owns the NFL's longest streak to start a career of games started without throwing three-or-more interceptions in a game. Hall of Fame quarterback **Joe Montana** had the longest previous streak (57 games).



Offensive line sets the tone

During the Chargers' nine-game win streak, its no coincidence that the offensive line has had its best games. Featuring starters **Marcus McNeill**, **Kris Dielman**, **Scott Mrczkowski**, **Louis Vasquez** and now **Brandyn Dombrowski**, the offensive line has allowed just nine sacks in the last 273 pass plays and just four in the last five games.



By contrast, over the first five weeks of the season when the team struggled to a 2-3 start and battled injuries on the line, the Bolts gave up 15 sacks and didn't generate a single 100-yard rushing game.

It should be noted too that **Jeromey Clary** started the first 10 games for the Chargers at right tackle before an ankle injury prematurely ended his season Nov. 22 in Denver.

Jackson and Gates - the dynamic duo

Vincent Jackson posted his sixth 100-yard game of 2009 with 108 yards last Sunday against Cincinnati. It is the most 100-yard efforts by a Charger in a single season since **Anthony Miller** posted six in 1993. The last player with more than six was **John Jefferson**, who tallied eight 100-yarders in 1980. Jackson had 120 yards in the Chargers' 20-17 win at Dallas the previous weekend and now three times this season, he's had back-to-back 100-yard games.

Jackson came into the Bengals game with 989 yards and finished with 1,097. It marked his second-straight 1,000-yard season, making him the first Charger since **Tony Martin** (1995-96) to post consecutive 1,000-yard seasons. Jackson had a career-high 1,098 in 2008.

Jackson joined **Antonio Gates** (1,071) with over 1,000 yards, giving the Chargers their first pair of 1,000-yard receivers since 1985 when **Wes Chandler** and **Lionel James** both went over the mark.

Jackson, who already has caught a career-high 63 passes, needs just two yards to set a new career high in that category, and Gates needs 30 yards to do the same.

In the Bengals game, Jackson tied his season and career-high with two touchdown catches. They were his eighth and ninth of the year, also a new career high. With nine TD catches, Jackson has the most by a Chargers wide receiver in a season since **Keenan McCardell's** nine in 2005. No Bolts' wide receiver has had 10-or-more touchdown catches in a season since Martin's 14-TD season in 1996.

Gates comes into Friday's game in Nashville with 57 career touchdown catches, one behind **Gary Garrison** (1966-76) for second-most in team history. Another touchdown would also vault Gates into a tie with Garrison for the third-most total touchdowns in team history, behind **LaDainian Tomlinson** (151) and **Lance Alworth** (83).



Nate The Great

Kicker **Nate Kaeding** had been quietly putting together one of the strongest seasons in team history until he turned up the volume with a game-winning 52-yard field goal with just three seconds left to guide the Chargers to a 27-24 victory over the Cincinnati Bengals last Sunday. It was Kaeding's first such game-winning kick as a Charger.

That field goal was the 147th of his career, vaulting him past **Rolf Benirschke** (146) and into second place on the team's all-time field goals list. And it was also Kaeding's 17th consecutive made field goal, which set a new career-high and became the team's third-longest streak of consecutive made FGs.

For the season, Kaeding is 29-of-32 and he leads the NFL with 129 points. His accuracy rate for the season (.906) is fifth-highest among kickers who have attempted 15-or-more FGs on the season.

Kaeding is currently in the midst of an unbelievable streak, having made 68 consecutive field goals of 40-yards-or-less.



Sackmasters

Led by **Shaun Phillips'** seven, Chargers linebackers have accounted for 19.5 of the team's 32 individual sacks this season. With 33 sacks as a team, the Chargers are tied for 11th in the NFL this season. Phillips, who has recorded all seven of his sacks during the Chargers' nine-game win streak, is also tied for the NFL lead with six forced fumbles on the year.

A winning formula

Seven times this season, the Chargers defense has recorded more sacks and forced more turnovers combined than the offense allowed. In those seven games, the Chargers are 7-0 and have outscored their opposition by 119 points. In games when that ratio is even, the Chargers are 1-1 and both games were decided by 10 points. In games where there's been a negative ratio, including last Sunday against Cincinnati, the Bolts are 3-2 with the two losses by 16 combined points.



Tomlinson's day of reckoning

LaDainian Tomlinson had a day to remember on Nov. 6 in Cleveland. Less than a one-hour drive from the Pro Football Hall of Fame, this future HOFer put his personal stamp on history at Cleveland Browns Stadium. First, Tomlinson scored his 150th career touchdown, becoming the fastest in NFL history to do so. And later in the game, he passed Cleveland Browns Hall of Famer, **Jim Brown**, for eighth place on the NFL's all-time rushing list. After the carry that lofted him into eighth place, Tomlinson paid tribute to Brown who was in attendance at the game, and after the game, Brown visited Tomlinson in the Chargers' locker room to congratulate him on the feat and his career.



Next up for LT

Next up for Tomlinson (12,430) on the NFL's all-time rushing list is **Tony Dorsett**, the NFL's seventh all-time leading rusher with 12,739 career yards. Tomlinson trails Dorsett by 309 yards.



Catching Dorsett would also put Tomlinson just 21 yards away from 1,000 for the season. Tomlinson has rushed for 1,000 yards in each of his first eight NFL seasons and is only one of three players to do so, the others being **Barry Sanders** and **Curtis Martin**.

Tomlinson can also climb past another former Cowboy in the NFL record books. With 136 rushing touchdowns this decade, Tomlinson needs one more to break a tie and move past **Emmitt Smith** for the most in the first decade of the 21st century.



Championships begin in the division

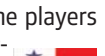
The Chargers have won four-straight AFC West titles and five of the last six. The Chargers are already finished with AFC West play for the season and for the fourth year in a row the Bolts were 5-1 in division play.

Since 2004, the Chargers are 28-8 (.778) in the AFC West, including 12-0 against Oakland, 7-5 against Denver and 9-3 against Kansas City. The Chargers' 28 intra-division wins since '04 are tied for the most in the NFL with New England and Indianapolis. Pittsburgh is third with 24. Since the NFL realigned the divisions in 2002, the Chargers are the only AFC West team to win consecutive titles.



Nations United

There is a section of the Chargers' locker room, primarily occupied by defensive linemen that has become its own United Nations of sorts. Of the nine players whose locker stalls fill the section, five are either foreign born or the children of parents born in countries outside the United States. They include DE **Jacques Cesaire** (Haitian), DE **Luis Castillo** (Dominican and Greek), DE **Vaughn Martin** (Jamaican and Canadian), DE **Travis Johnson** (Panamanian) and DE **Ogemdi Nwagbuo** (Nigerian).



Game Balls

Here's this year's game-ball recipients from the coaches.



- **Oakland** — Rivers, Naanee, Mruczkowski, Weddle, Cooper, Nwagbuo, Osgood, Scifres and Sproles
- **Miami** — Rivers, Jackson, Nwagbuo, Weddle, Wilson and Tolbert
- **at K.C.** — Clary, Jackson, Gregory, Dobbins, Scifres and Hester
- **Oakland** — Tomlinson, Jackson, Merriman and Phillips
- **at N.Y. Giants** — Rivers, Jackson, Dielman, Merriman, Phillips, Cesaire, Kaeding and Osgood
- **Philadelphia** — Rivers, Tomlinson, Gates, McNeill, Tolbert, Boone, Burnett and Holt
- **at Denver** — All defense, Tolbert, Hester, Clary, Kaeding and Naanee
- **K.C.** — Binn, Tolbert, Siler, McNeill and the active players from the 50th Anniversary All-Time Team: Rivers, Tomlinson, Williams, Hardwick, Dielman, Scifres, Osgood, Sproles, Gates, Jammer and Merriman
- **at Cleveland** — Rivers, Gates, Dielman and Manumaleuna
- **at Dallas** — Turner, Tomlinson, Rivers, Jackson, Ellison, Gregory, Jammer, Castillo, Cesaire, Scott, Johnson, Merriman, Cooper, Siler, Dobbins, Kaeding, Scifres and Osgood



Coryell a Hall of Fame semifinalist

Don Coryell is among 25 semifinalists for the Pro Football Hall of Fame's Class of 2010. Coryell is the only head coach who remains on the list, which was recently pared down from 131 candidates. The list will again be reduced to 15 on January 7, 2010. Coryell, who was also one of the coaches selected to the Chargers' 50th Anniversary All-Time Team recently turned 85. Coryell's contributions to pro football and the modern passing game are almost too numerous to mention.



Clothing retailer Van Heusen has teamed up with the Hall of Fame to provide fans with a forum to cast their vote for induction. Anyone wishing to do so can online at www.fanschoice.com. The Hall of Fame class of 2010 will be officially announced on Feb. 6, 2010.

At present, seven former Chargers are members of the Pro Football Hall of Fame. They are **Lance Alworth, Ron Mix, Coach Sid Gillman, Dan Fouts, Kellen Winslow, Charlie Joiner** and **Fred Dean**.



San Diego History available for DVD purchase

"San Diego Chargers: The Complete History" is on sale at the Chargers Team Store at and at local retail outlets. The 85-minute film highlights the Chargers' first 49 years leading up to the team's 50th Anniversary Season in 2009. NFL Films chronicles the team's dominance through the early years in the AFL, the offensive powerhouse Air Coryell squads through today's division-winning teams. The film includes rare sideline sound from players and coaches wires and vintage radio accounts from such notable Chargers greats as **Lance Alworth, Sid Gillman, Dan Fouts, Junior Seau, Stan Humphries, LaDainian Tomlinson** and many more.



Public Relations Contact Information

Bill Johnston	Director of Public Relations	(858) 874-4661	johnstonb@chargers.nfl.com
Scott Yoffe	Assistant Director of Public Relations	(858) 874-4659	yoffes@chargers.nfl.com
Jamaal LaFrance	Media Relations Coordinator	(858) 874-4563	lafrancej@chargers.nfl.com
Jennifer Rojas	Corporate Communications Coordinator	(858) 874-4662	rojasj@chargers.nfl.com
Casey Pearce	Web Site & Publications	(858) 874-4660	pearcec@chargers.nfl.com
Joel Price	Manager, Internet Services	(858) 874-4609	pricej@chargers.nfl.com

Highlights from Week 1 at Oakland



- The Chargers rallied from a 20-17 fourth-quarter deficit with 2:30 remaining to win the game, 24-20, on a five-yard touchdown run by **Darren Sproles** with 18 seconds left in the game.
- Sproles finished the night with 246 all-purpose yards, including kickoff returns of 66 and 59 yards.
- **Philip Rivers** engineered the game-winning drive, leading the Chargers 89 yards in nine plays after taking over with 2:30 remaining in the fourth quarter. He completed 6-of-7 for 79 yards on the game winning drive. It was Rivers 10th-career fourth-quarter come-from-behind victory.
- Rivers actually led two fourth-quarter drives against the Raiders, both resulting in touchdowns. He capped the first with a 15-yard touchdown pass to **Vincent Jackson**, during which he went 4-for-5 for 65 yards, including a 10-yarder to **Antonio Gates** on 3rd-and-3 and a 15-yarder to Sproles on 3rd-and-12. Rivers' fourth-quarter passer rating against the Raiders was an outstanding 144.4.
- **Quentin Jammer** had an interception on the game's opening series and later capped a second-quarter three-and-out with an open field pass defended on third down.
- **Stephen Cooper** set up the Chargers' first touchdown — a second-quarter one-yard run by **LT** — with a tackle, forced fumble and fumble recovery against **Darren McFadden** just one play after tackling him in the backfield for a two-yard loss.
- Gates also had a hand in the LT touchdown drive as his 24-yard catch to the one on a 3rd-and-12 set up the score.
- **Antoine Cason** sealed the win with an interception.



Highlights from Week 2 vs. Baltimore

- **Philip Rivers** passed for a career-high 436 yards in a 31-26 loss to the Ravens, tying **Dan Fouts**, for the fourth-most prolific passing game in team history. Fouts was in the broadcast booth at Qualcomm Stadium, working as an analyst for CBS.
- Included in Rivers' day was a career-long 81-yard touchdown pass to **Darren Sproles** in the first quarter that tied for the ninth-longest pass play in team history.
- Sproles finished the day with 278 all-purpose yards — 26 rushing, 124 receiving and 128 on kickoff returns. It was the ninth-best all-purpose yardage day in team history and it was his ninth-career 200-yard game.
- Sproles' 124 yards receiving were a career-high and the effort marked his first-ever 100-yard receiving game.
- **Vincent Jackson** had the second-best receiving day of his career with 141 yards, including a 35-yard touchdown catch late in the third quarter on a 3rd-and-18. Early in the game, Jackson's nine-yard catch from the Bolts' own three on a 3rd-and-8, kept the drive alive which ended with the 81-yard Rivers-to-Sproles TD.
- Besides Sproles and Jackson, **Malcom Floyd** (45 yards) and **Antonio Gates** (37) both had catches longer than 35 yards on Charger field goal drives. Jackson had a second long catch too, hauling in a 38-yarder on the Bolts' final drive of the game.
- Fullback **Mike Tolbert** delivered a crushing blow while covering a late third-quarter kickoff following Jackson's touchdown. That same drive would end a number of plays later when **Shawne Merriman** pressured the Ravens' **Joe Flacco**, whose pass was intercepted by **Antoine Cason** for his second pick in as many weeks.



- **Luis Castillo's** nine-yard sack late in the fourth quarter helped force a field goal that kept the Ravens within five and set up San Diego's offense with a chance to put together a game-winning touchdown drive.



Highlights from Week 3 vs. Miami

- The Chargers improved to 2-1 with a 23-13 win at Qualcomm Stadium.
- **Philip Rivers** passed for 303 yards, completing his two longest passes of the day to **Vincent Jackson** (55 yards) and **Malcom Floyd** (47). Jackson led the team with 120 yards receiving for his first-career consecutive 100-yard games.
- Linebacker **Shaun Phillips** made a key play early in the game. When Miami fumbled a snap at the one-yard line on their first series of the game, guard **Justin Smiley** had a chance to recover the ball in the end zone for a touchdown, but Phillips made a heads up play, shoving Smiley out of bounds before he could secure possession, resulting in a touchback for the Chargers instead of a touchdown for the Dolphins.
- Late in the first half after the Chargers only turnover of the game, **Luis Castillo** and **Ogemdi Nwagbuo** helped hold Miami to a game-tying field goal (3-3) instead of a go-ahead touchdown. On 1st-and-goal at the five, Castillo stopped Ronnie Brown for a three-yard TFL. And on 3rd-and-goal, Nwagbuo stopped Brown for a two-yard loss.
- Linebacker **Shawne Merriman** sat out the second half after re-aggravating a groin strain. **Larry English** filled in for Merriman and his third-down pass defended on the second play of the fourth quarter set up the field goal drive that allowed the Chargers to stretch their lead to seven points.
- **Eric Weddle** had his first-career interception return for a touchdown (31 yards). That score gave San Diego a 23-6 lead.
- Linebacker **Kevin Burnett** had a season-high 14 tackles to pace the Chargers' defense. Early in the third quarter, he ended Miami's first drive with a third-down pass defended and then had a six-yard sack, his first of the season, on Miami's next possession.



Highlights from Week 4 at Pittsburgh

- The Chargers rallied from a 28-0 deficit and nearly defeated the Steelers, falling by a 38-28 score.
- **Antonio Gates** had his first 100-yard effort of the season with 124 yards, while also scoring his first two touchdowns of 2009 with catches of three and 30 yards. Gates caught the first touchdown on a 3rd-and-goal, and during the drive had catches of 26 yards on a 3rd-and-8 and 16 yards on a 3rd-and-15. He went over the 100-yard mark on his second TD catch. Gates also set up the Chargers' third TD by drawing a 26-yard pass interference penalty.
- **Chris Chambers** caught the other touchdown pass, also his first score of '09, while **Philip Rivers** threw all three TD passes without tossing any interceptions.
- **Jacob Hester** brought the Chargers to within 28-14 by stripping Steelers' return man **Stefan Logan** and returning it 41 yards for a score.
- After Gates' second touchdown brought the Chargers to within 14 points again at 35-21, **Tim Dobbins** recovered an onside kick, setting up the Chambers TD that cut the deficit to seven.
- Dobbins also had a sack and a tackle for loss against the Steelers.



Highlights from Week 5 vs. Denver



• The Chargers led 20-17 at the half on the strength of **Vincent Jackson's** second touchdown catch of the season (three yards) and **Darren Sproles'** 77-yard punt return for a touchdown.



- Special teamers **Brandon Siler** and **Mike Tolbert** threw key blocks to spring Sproles loose on the punt return TD, including Tolbert's toppling of Broncos punter **Brett Kern**.
- Denver's **Eddie Royal** returned a punt and a kickoff for a touchdown. The team's three combined return TDs in a single game tied the NFL record for a game. The other teams to do so were Baltimore-Minnesota (1998), New Orleans-Los Angeles Rams (1994) and Philadelphia-Dallas (1966).
- **Nate Kaeding** added to the Chargers' advantage in the third quarter with a season-long 50-yard field goal.
- Four Chargers, including **Antonio Gates** (21 yards), **Malcom Floyd** (20), **LaDainian Tomlinson** (25) and Tolbert (22) had catches of 20-yards-or-longer in the game.
- **Larry English** had his second sack of the season and **Antonio Cromartie** led the defense with two passes defended.
- Denver won the game, 34-23.



Highlights from Week 6 at Kansas City

- The Chargers dominate in all three phases and soundly defeat the Chiefs, 37-7, on a rainy day in Kansas City.



• **Vincent Jackson** catches a 10-yard touchdown pass in the first quarter and finishes the first half with a franchise-record 142 yards. His 12-yard catch on a 3rd-and-6 play helps keep the touchdown drive alive. Jackson has two 51-yard catches in the second quarter to become the first NFL player with two 50-yard catches in a quarter since 2006. His first comes on a 3rd-and-8, and his second on a 3rd-and-9.

- **Philip Rivers** posts a season-high passer rating of 122.6, throwing for 268 yards and three touchdowns, the 86th-88th of his career, giving him sole possession of third place on the team's career touchdown passes list. Rivers throws a three-yarder to **Malcom Floyd** and a 58-yarder to **Darren Sproles**, both on third-down plays. Jackson's hard sell of a slant gets the Chiefs' defense to bite and leaves Sproles wide open on the touchdown pass.



- The Chargers hang 14 points on the scoreboard in the first quarter for the first time since Dec. 16, 2007 vs. Detroit.
- **LaDainian Tomlinson** had a season-long 36-yard run to ignite the first touchdown drive of the afternoon.



• The offensive line has its finest performance of the season, blocking for a 135-yard rushing day and not allowing a sack in 30 passing plays.

- San Diego's defense recorded its first halftime shutout since Dec. 24, 2007 vs. Denver

- **Eric Weddle's** first sack of the season contributes to a K.C. drive in the first quarter ending on downs. Weddle then ends K.C.'s next drive with a pass defended deep down the right sideline on third down.



- **Steve Gregory's** first-career sack on 3rd-and-8 ends a second-quarter Chiefs drive. In the fourth quarter, Gregory's interception deep in Chiefs territory leads to a **Nate Kaeding** field goal and a 30-7 lead. Gregory's interception is one of three in the second half. Late in the third quarter, **Tim Dobbins** and **Paul Oliver** intercept passes on successive drives. It's both players' second-career interceptions. **Jacques Cesaire's** hit on Chiefs' QB **Matt Cassel** causes the Oliver INT.

- **Shaun Phillips** turns in a huge fourth quarter. He has a six-yard

sack on the first play of the quarter and two plays later, his hit on Cassel leads to the Gregory interception. Phillips added a one-yard sack on Kansas City's next possession.

- **Brandon Siler** has a huge day on special teams with a season-high four tackles.
- **Jacob Hester** lands the final blow, blocking a **Dustin Colquitt** punt and recovering it in the end zone for a score. It's the Chargers' first punt block for a touchdown in more than 10 years (Sept. 26, 1999 vs. Indianapolis).
- Punter **Mike Scifres** had his best-ever kicking day at Arrowhead Stadium. He averaged 49.0 yards on four punts, forcing three fair catches and allowing just one return for a net performance of 44.8 yards per attempt.



Highlights from Week 7 vs. Oakland

- The Chargers improved to 4-3 and picked up their 13th-straight win over the Raiders in a 24-16 victory.

- **Antonio Cromartie** had his first interception of the season and first since Sept. 22, 2008 against the New York Jets.

- On the ensuing possession, **Malcom Floyd** caught a game-long 53-yard pass and **LaDainian Tomlinson** scored on a six-yard run out of the wildcat formation to give the Bolts a 7-0 lead.



• **Philip Rivers'** streak of 143 passes in a row without an interception was halted by Oakland's **Chris Johnson** off a tipped pass. It was Rivers' first INT since Sept. 20, more than four games, and it was his only mistake on a day in which he completed 16-of-25 (.640) for 249 yards and a TD.



• **Vincent Jackson** capped a 12-play drive with an eight-yard touchdown catch on a third-and-four play, one of three third-down catches on the drive. Rivers completed 6-of-6 for 64 yards on the drive and Jackson caught five of the six for 59 yards. Jackson finished the day with a game-high 103 yards receiving.

- Tomlinson scored his second touchdown of the game in the second quarter on a 10-yard run and while doing so, surpassed 12,000 rushing yards for his career. **Antonio Gates** made the big play during the drive with a 30-yard catch on a 3rd-and-4. Tomlinson became the fourth-fastest player in NFL history (132 games) to reach 12k.



- **Nate Kaeding** closed out the half with a touchdown-saving tackle during an Oakland kickoff return. It led to a field goal, but the Chargers held a 21-10 lead at the half.

- At the half, Rivers had outperformed Oakland's **JaMarcus Russell** in passer rating, 113.2 to 16.7. Rivers was 12-of-15 for 189 yards with the TD and the INT in the half. Russell was just 4-of-8 for 24 yards and the Cromartie INT.



• **Steve Gregory** had an eight-yard sack on a 3rd-and-10 in the third quarter to force an Oakland punt. It was Gregory's second consecutive game with a sack.

- Leading 24-16 late in the fourth quarter, **Shaun Phillips** and **Shawne Merriman** helped put away the game with sacks of 13 and three yards, respectively, on the Raiders' last drive of the game. Each finished the day with two sacks.



Highlights from Week 8 at the New York Giants

- **Philip Rivers** matched his season-high with three touchdown passes, two of which went to **Vincent Jackson**, including a game-winning 18-yarder with 21 seconds to play that gave the Chargers a 21-20 victory. It was Rivers' 11th-career fourth-quarter game-winning touchdown drive.
- Rivers' game-winning drive started with 2:05 left in the fourth quarter and covered eight plays, 80 yards and 1:46.
 - Jackson set up his first touchdown, a 10-yarder, with a 16-yard catch followed by a 19-yarder on a 3rd-and-10. It marked his career-best fourth-straight game with a TD catch.
- **Shawne Merriman** had two sacks in the fourth quarter, an eight yarder on a third-down play to force a punt and an 11-yarder on what proved to be the final play of the game.
- **Jacob Hester** made a huge play late in the game, preventing an interception return touchdown by the Giants' **Terrell Thomas** that would've put the Chargers in a 10-point hole. Instead, San Diego's defense held the Giants to a field goal and set up the game-winning touchdown drive.
- **Kris Wilson** caught his first touchdown pass since 2007 and his first as a Charger. Jackson helped set up the Wilson TD, drawing a 29-yard pass interference penalty in the end zone, giving San Diego a 1st-and-goal at the one. Jackson actually drew two penalties on the play, but the one the Bolts accepted was the PI in the end zone.
- Defensive end **Alfonso Boone** had one of his best games of the season with a sack and two quarterback pressures. Fellow DE **Jacques Cesaire** had his first sack of the season, this QB pressure and matched his season high with six stops, including two crucial tackles on 2nd and 3rd down to force a New York field goal try after the Thomas interception.
- Safety **Kevin Ellison** racked up a season-high 10 tackles. A third-down pass breakup in the first quarter forced a punt and helped set up the Bolts' first TD of the game.
- **Nate Kaeding** actually scored the game-winning point on a PAT, his 244th consecutive.
- Making his first-ever NFL start, linebacker **Brandon Siler** had 10 tackles, including one for a loss.



Highlights from Week 9 vs. Philadelphia

- The Chargers took advantage of two **LaDainian Tomlinson** touchdown runs and two **Philip Rivers** touchdown passes and defeated the Philadelphia Eagles, 31-23, in front of the third-largest crowd ever at Qualcomm Stadium (68,789).
- Rivers completed a career-high 80.0% of his passes and posted a season-high 131.8 passer rating.
- **Kevin Burnett**, who had a team-high 10 tackles, set up the Chargers' first TD of the game by ending a Philadelphia three-and-out with a one-yard TFL on third down. The touchdown was a 20-yard catch by **Mike Tolbert**, his first of the season. Burnett also made a strong showing in the second quarter with first and third-down stops on goal-to-go plays from the one, which forced a Philadelphia field goal try.
- Tomlinson gave the Chargers a 14-0 lead with a three-yard TD run out of the "Wild Charger" formation. In the third quarter, he helped stretch the lead to 21-6 on a 20-yard scoring run. During the afternoon, he moved past **Thurman Thomas** and **Franco Harris** and into 12th place on



the NFL's all-time rushing touchdowns list, actually passing Harris on his second TD run. The touchdowns were also the 145th and 146th of his career, moving him past **Marcus Allen** and into third place on the NFL's all-time TDs list.

- **Legedu Naanee** caught a 20-yard TD pass in the third quarter. It was also his first TD of the season. After the touchdown, Naanee presented the ball to one of the Charger Girls, a gesture he made in honor of former college teammate **Ian Johnson**.
- Late in the fourth quarter, Rivers engineered a 12-play, 66-yard, 6:42 field goal drive that gave the Chargers an eight point lead with just 30 seconds remaining. During that drive, **Antonio Gates**, who led the squad with seven catches, had a 17-yarder on a 3rd-and-6, while Naanee had an 18-yarder on a 3rd-and-2.
- **Brandon Siler** and **Paul Oliver** each recorded the first sacks of their careers. **Antonio Cromartie** closed out the game with an interception on the Eagles' last-ditch "Hail Mary."



Highlights from Week 10 at Denver

- The Chargers defeated the Broncos 32-3 at Invesco Field to improve to 7-3 and take sole possession of first place in the AFC West.
- **Nate Kaeding** had a season-high-tying four field goals, including a season-long 47-yarder.
- **Steve Gregory** had a big day defensively with two fumble recoveries, including one in the end zone for a touchback, and a team-leading and season-high three passes defended.
- Gregory recovered his first fumble after a **Shaun Phillips** sack and forced fumble against **Chris Simms** and the Chargers scored a touchdown on the ensuing possession for a 7-0 lead. His second fumble recovery came in the end zone as Denver was driving for a score and looking to cut into the Chargers' 13-0 lead. In the third quarter with the Chargers still leading by the same score, Gregory's pass breakup at the goal line helped hold Denver to a field goal for their only points in the game.
- The Chargers' offensive line did not allow a sack in 22 pass plays and opened holes for a season-high 203 yards rushing.
- **Legedu Naanee** had his second touchdown catch in as many games, while **Mike Tolbert** scored his first-career rushing touchdown on an eight-yard run in the fourth quarter. Naanee also had a key recovery of an onside kick the Broncos attempted after kicking a field goal that made the score 13-3. The Chargers converted Naanee's recovery into a touchdown and a 20-3 lead.
- **Antonio Cromartie** closed out the first half with his team-leading third interception of the season.
- **Philip Rivers** completed 77.3%, going 17-for-22, including a stretch of 12-straight completions between the first and third quarters.
- **Kevin Burnett** had a career-high one-and-a-half sacks.





Highlights from Week 11 vs. Kansas City

- The Chargers converted four Kansas City turnovers into 28 points and won 43-14 on a day when the Bolts honored the 50 Greatest Chargers of All-Time. The Chargers' point total was a season high and it was the most-points scored by the Bolts against the Chiefs since 1967.
- **Philip Rivers** completed 75.0% of his passes, going 21-of-28 for 317 yards with two TDs and a season-high rating of 135.6.
- **Antonio Gates** caught touchdown passes of 19 and 15 yards en route to a season-high 118 yards receiving. The





TDs were the 54th and 55th of his career, moving him into third place for the most TD catches by a tight end.

- **Quentin Jammer** forced two turnovers, an interception and a fumble, both of which resulted in Gates touchdown catches on the ensuing possession and contributed to 14 of the Chargers' first 21 points. **Ogemdi Nwagbuo** should get an assist on the Jammer interception as he tipped the pass at the line of scrimmage.
- **Paul Oliver** returned a **Matt Cassel** fumble 40 yards for his first-career touchdown.
- **LaDainian Tomlinson** rushed for 39 yards and moved into 10th place on the NFL's all-time rushing list. Tomlinson also scored two touchdowns against the Chiefs, the 148th and 149th of his career. 
- **Malcom Floyd** set up Tomlinson's first-touchdown with a season-long 53-yard catch to the one.
- **Nate Kaeding** hit a 55-yard field goal, his longest-ever field goal at Qualcomm Stadium.
- The Chargers offensive line didn't allow any sacks in 28 passing plays.
- Though not credited with an official sack, **Tim Dobbins** forced a Cassel intentional grounding penalty in the end zone which resulted in a safety. 







Highlights from Week 12 at Cleveland

- **Philip Rivers** passed for 373 yards and two touchdowns in the Chargers' 30-23 win over the Cleveland Browns. 
- **Mike Tolbert** caught a career-long 66-yard touchdown pass to give the Chargers a 10-7 lead and **Darren Sproles** caught a 31-yarder for a 20-7 lead.
- **Stephen Cooper** made a key play early on. With Cleveland leading 7-3 and driving for an apparent score, Cooper broke up a third-down pass deep in Chargers territory to force a 43-yard field goal try. The Browns FGA went wide right and on the very next play, Tolbert caught the touchdown for a 10-7 lead the Chargers would hold on to for the rest of the night.
- Right after the Tolbert TD, **Shaun Phillips** ended Cleveland's next drive with a sack and forced fumble, and **Jacques Cesaire** recovered.
- **Nate Kaeding** went 3-for-3 on field goals with kicks of 32, 42 and 22 to extend his streak of consecutive made FGs of 40-yard-or-less to 58.
- **Legedu Naanee** threw and completed his first-career NFL pass, hooking up with **LaDainian Tomlinson** on a 21-yard completion on a double-pass play.
- Tomlinson scored his 150th career TD on a four-yard run in the second quarter. The drive was set up by catches of 56  and 18 yards by **Antonio Gates**, who finished the night with a career-high 167 yards on eight catches. The Browns game was Tomlinson's 137th of his career, making him the NFL's fastest player to score 150 career TDs.
- Tomlinson rushed for 64 yards against the Browns to pass **Marshall Faulk** and **Jim Brown** and move into eighth place on the NFL's all-time rushing list. Tomlinson also recovered an onside kick late in the fourth quarter that allowed the Chargers to kill the clock and close out the victory.

- **Marques Harris** had his first sack of the season for a four-yard loss. It contributed to a Cleveland three-and-out in the second quarter.
- **Brandyn Dombrowski** made his first-career road start at right tackle. When left tackle **Marcus McNeill** went down with an injury in the third quarter, Dombrowski slid over to left tackle and **Jon Runyan** made his Charger debut at right tackle. On their first play from scrimmage, Sproles scored on the 31-yarder. Dombrowski had a key block on the play, as did Runyan, who pancaked the Browns defender on the play.



Highlights from Week 13 at Dallas

- In front of the biggest crowd they've seen this season (90,552), the Chargers shock Dallas, 20-17, at Cowboys Stadium.
- History is made as Waco native **LaDainian Tomlinson** scores a  touchdown on the Chargers' opening drive of the game from one-yard out. It's Tomlinson's 10th rushing touchdown of the season and his 136th of the decade. He's the only player in NFL history to rush for 10-or-more in nine straight seasons and he ties former Cowboy **Emmitt Smith** for the most TDs scored in a single decade.
- **Malcom Floyd** plays a key role in the touchdown drive with a 24-yard catch on 3rd-and-12, and then by drawing a 38-yard pass interference penalty just three plays later.
 - **Brandon Siler's** 10-yard sack sets up a **Nate Kaeding** field goal that gives the Chargers a 10-3 lead. That drive is aided by a 33-yard catch by **Vincent Jackson** on 3rd-and-8 and a seven-yarder by Floyd on 3rd-and-6. 
- One series later, Siler plays a key role in a goal-line stand with stops at the one on first and fourth-down, while fellow linebacker **Tim Dobbins** makes stops on second and third-down. A touchdown would've allowed Dallas to tie the game at 10-10.
- Rookie **C.J. Spillman** comes up with a third-down pass defended late in the second quarter. It forces a 42-yard field goal try by the Cowboys, which goes wide left and preserves San Diego's 10-3 lead at the half.
- After the Chargers' only two drives of the third quarter stall inside of Dallas territory, **Mike Scifres** buries consecutive punts that are downed at the four and one-yard lines. **Kassim Osgood** does a great job of getting downfield to down both.
- **Philip Rivers** and the offense answer a 99-yard game-tying touchdown drive by Dallas with one of their own, going 75 yards in eight plays. Rivers hits **Antonio Gates**  from 14 yards out for his 100th career TD pass and becomes the eighth-fastest player (tied) in NFL history to the milestone. The key play on the drive is a 39-yard catch by Jackson on a 3rd-and-12. 
- After a defensive three-and-out featuring a tackle and forced fumble by **Stephen Cooper** that results in a loss of five yards; a pass break up by Cooper, and another by **Antonio Cromartie**, the Chargers offense eats up 7:17 off the clock and puts the game out of reach with a 15-play, 73 yard field-goal drive. Jackson again makes the key play, a 21-yard catch that gives him a game-high 120 yards on the day.

Highlights from Week 14 vs. Cincinnati

- **Nate Kaeding's** 52-yard field goal with three seconds left in the fourth quarter lifts the Chargers to a 27-24 win over the Cincinnati Bengals and by virtue of Denver's loss to Oakland just a short time later, the Chargers clinch their fourth-straight AFC West title.



- **Philip Rivers** led the game-winning touchdown drive, steering the team 46 yards in six plays in 51 seconds to cap off a 308-yard, three-touchdown day for San Diego's starting signal-caller.

- Rivers tossed two touchdown passes to **Vincent Jackson** (21 and 34 yards) and another to **Antonio Gates** (three yards) on the game's opening series. **Darren Sproles** ignited that game-opening score with a 45-yard kickoff return, his longest since Sept. 20.



- After a rare Rivers interception, defensive linemen **Alfonso Boone** and **Travis Johnson** came up huge in a three-and-out. Boone collected an 11-yard sack and forced fumble on first down and Johnson a three-yard tackle for loss on second. It forced a punt and on the ensuing possession, Jackson caught his first touchdown to give the Chargers a 14-10 lead.



- Jackson surpassed 1,000 yards for the season on his first TD catch and Rivers was 6-of-7 for 68 yards and the TD on the drive.
- **Quentin Jammer** had a huge day defensively. His third-quarter interception of a pass intended for **Chad Ochocinco** led to Jackson's second touchdown catch two plays later that gave the Chargers a 21-13 lead. Prior to that at the end of the first half, Jammer broke up consecutive passes near the goal line on second and third-down to force a field goal try that allowed the Chargers to take a 14-13 lead into the locker room at the half.

Supplemental Bios - Players not in the 2009 Media Guide



70 ALFONSO BOONE
 Defensive End
 6-3, 305
 Mt. San Antonio
 9th NFL Season/1st with Chargers
 Free Agent - '09
 Hill HS
 Saginaw, Mich.

TRANSACTION HISTORY: Seventh-round pick by Detroit, April 16, 2000...signed with Lions, July 17...released Aug. 28 and re-signed to practice squad, Aug. 29...signed by Chicago from Detroit's practice squad, Nov. 21, 2000...re-signed with Bears, Aug. 19, 2002...signed with Kansas City, March 20, 2007...released by Chiefs Sept. 1, 2009...signed with Chargers, Sept. 22.

2008: Tallied lone sack of season in Sept. 7 opener at New England...INA for Miami game Dec. 21 (thigh). **2007:** Career-high seven tackles and sack at Houston Sept. 9...hit on Green Bay's Brett Favre resulted in interception Nov. 4...inactive for Tennessee game Dec. 16 while recovering from head injury. **2006:** Saw action in all three playoff games for Bears, including Super Bowl XLI vs. Indianapolis. **2005:** First-career FG block vs. Minnesota Oct. 16. **2004:** Missed Minnesota (Sept. 26), Philadelphia (Oct. 3), Washington (Oct. 17) and Tampa Bay (Oct. 24) games with knee injury...matched career-high with 1.5 sacks vs. Minnesota, Dec. 5. **2003:** Broke up pass that was intercepted by DE Alex Brown in Oakland game Oct. 5. **2002:** First-career start vs. New Orleans Sept. 22...set career-best with 1.5 sacks vs. Tampa Bay Dec. 29. **2001:** Played first-career game Oct. 21 at Cincinnati...first-career sack at Detroit Dec. 30. **2000:** Inactive for all five games.

COLLEGE: Began collegiate career at Central State, NAIA school in Wilberforce, Ohio in 1995...school dropped program after frosh season...enrolled at Mt. San Antonio Junior College in 1998 and played two seasons...Mission Conference Defensive Player of Year as junior...first-team JUCO All-America and all-conference honors as sophomore. **PERSONAL:** Born in Saginaw, Michigan and prepped at city's Arthur Hill High School.

Regular Season		Tack.-Asst. Total			Sacks-Yds. Int.-Yds. Long			Pass Def.		Fumbles For.-Rec.		Spec. Tms. TFL Tackles			
Year	Team	G-S	Tack.	Asst.	Total	Sacks	Yds.	Int.	Yds.	Long	TD	Def.	For.-Rec.	TFL	Tackles
2001	Chi.	11-0	9-2	11	2-17	0-0	0	0	0	0	0	0	0-1	0	0
2002	Chi.	16-5	22-6	28	1.5-5	0-0	0	0	1	1-1	5	0		0	0
2003	Chi.	16-6	30-9	39	1-8	0-0	0	0	3	0-0	3	0		0	0
2004	Chi.	12-2	11-7	18	2.5-13.5	0-0	0	0	1	0-0	5	0		0	0
2005	Chi.	16-1	11-11	22	1.5-10	0-0	0	0	3	0-0	4	0		0	0
2006	Chi.	12-4	24-11	35	2-13	0-0	0	0	0	0-0	5	0		0	0
2007	K.C.	15-15	27-4	31	1-11	0-0	0	0	3	0-1	2	0		0	0
2008	K.C.	15-4	12-2	14	1-8	0-0	0	0	1	0-0	2	0		0	0
Totals		113-37	146-52	198	12.5-84.5	0-0	0	0	12	1-3	26	0		0	0



71 ANTONIO GARAY
 Defensive Tackle
 6-4, 320
 Boston College
 4th NFL Season/1st with Chargers
 Free Agent - '09
 Rahway HS
 Rahway, N.J.

TRANSACTION HISTORY: Sixth-round pick (195) by Cleveland, April 27, 2003...signed with Browns, Aug. 2...waived by Browns Dec. 13, 2004...signed with Chicago, Aug. 15, 2005...waived Aug. 30...re-signed to Bears' practice squad, Sept. 5...re-signed with Chicago, Jan. 16, 2006...released, Sept. 1, 2007...re-signed to Bears' practice squad, Sept. 3 and signed to active roster, Sept. 11...released by Bears, Feb. 28, 2008...signed to New York Jets' practice squad, Oct. 20, 2009...signed with Chargers Dec. 9.

2007: Played in six games before going on "Reserve-Injured" Dec. 10...totaled five stops on season.

COLLEGE: Co-captain as senior...finished career with 162 TT, 12 sacks and 24 TFLs...two-time All-America on wrestling mat for Golden Eagles...finished fourth in heavyweight division at 2000 NCAA Division I Championships...redshirted in 1998...played at Boston College from 1998-02...marketing major. **PERSONAL:** Born in New York City...Prep Star All-America and all-state at Rahway (N.J.) HS...275-pound national champion wrestler.

Regular Season		Tack.-Asst. Total			Sacks-Yds. Int.-Yds. Long			Pass Def.		Fumbles For.-Rec.		Spec. Tms. TFL Tackles			
Year	Team	G-S	Tack.	Asst.	Total	Sacks	Yds.	Int.	Yds.	Long	TD	Def.	For.-Rec.	TFL	Tackles
2003	Cle.	4-0	4-6	10	0-0	0-0	0	0	0	0-0	0	0	0-0	0	0
2006	Chi.	4-0	2-0	2	0-0	0-0	0	0	0	0-0	1	0		0	0
2007	Chi.	6-0	2-3	5	0-0	0-0	0	0	0	0-0	0	0		0	0
Totals		14-0	8-9	17	0-0	0-0	0	0	0	0-0	1	0		0	0



58 MARQUES HARRIS
 Outside Linebacker
 6-1, 245
 Southern Utah
 5th NFL Season/5th with Chargers
 Free Agent - '09
 Grand Junction HS
 Grand Junction, Colo.

TRANSACTION HISTORY: Signed two-year contract with Chargers, April 29, 2005...signed one-year contracts with Chargers, March 16, 2007 and April 2, 2008...signed with San Francisco, May 1, 2009...waived Oct. 7...re-signed with Chargers, Dec. 1.

2008: Week 4 at Oakland, recorded trifecta by sacking JaMarcus Russell for nine-yard loss on third-and-six play, while stripping football and recovering it at 13-yard line...one play later, LaDainian Tomlinson scored on 13-yard run to give Chargers first lead of game...started Wk 5 at Miami shared five-yard sack with Shaun Phillips.

COLLEGE: Third-team All-America and first-team All-Great West Conference at Southern Utah in 2004...led team and ranked seventh in NCAA Division I-AA with 25 tackles for loss as senior...finished season with 68 tackles and 11 sacks...transferred from Colorado prior to senior season...spent 2000-03 seasons at Colorado...redshirted in 2003 after suffering broken leg in second game of season...honorable mention All-Big 12 in 2002...named to team's prestigious Victory Club by coaching staff in 2002 and '03...tallied 133 tackles, 24 tackles for loss, 10 sacks and two interceptions during career with Buffaloes...degree in communications from Colorado...enrolled in master's program for education at Southern Utah. **PERSONAL:** Born in Salt Lake City, Utah...PrepStar All-America at Grand Junction High School in Grand Junction, Colorado...named all-state by Denver Post and Rocky Mountain News...two-time first-team-all-league choice...lettered four years and three times all-state in wrestling...won state title as senior in 189-pound weight class...lettered as freshman and sophomore in baseball as catcher and outfielder...married, Brandy, and couple has daughter, Savannah.

Regular Season		Tack.-Asst. Total			Sacks-Yds. Int.-Yds. Long			Pass Def.		Fumbles For.-Rec.		Spec. Tms. TFL Tackles			
Year	Team	G-S	Tack.	Asst.	Total	Sacks	Yds.	Int.	Yds.	Long	TD	Def.	For.-Rec.	TFL	Tackles
2005	SD	11-0	2-0	2	1-9	0-0	0	0	1	0-0	1	0	0-0	1	8
2006	SD	15-1	15-10	25	3-9	0-0	0	0	3	1-2	5	1		0	1
2007	SD	15-2	8-11	19	1.5-13.5	0-0	0	0	0	0-1	2	8		0	0
2008	SD	15-3	17-12	29	2.5-19.5	0-0	0	0	0	2-1	3	5		0	0
2009	SF	4-0	3-3	6	0-0	0-0	0	0	0	0-0	0	0		0	0
Totals		60-6	45-36	81	8-51	0-0	0	0	4	3-4	11	22		0	0



24 DANTE HUGHES
 Cornerback
 5-10, 190
 California
 3rd NFL Season/1st with Chargers
 Free Agent - '09
 Crenshaw HS
 Los Angeles, Calif.

TRANSACTION HISTORY: Third-round draft pick by Indianapolis (95th overall), April 28, 2007...signed with Colts, July 30, 2007...waived Sept. 5, 2009...signed with Chargers, Oct. 20, 2009.

2008: Recorded first-career interception vs. Cincinnati, Dec. 7. **2007:** Played in 10 games before being placed on "Reserve-Injured" Nov. 29 with shoulder injury.

COLLEGE: Eight interceptions as senior, including two touchdown returns, to finish third in nation and one shy of school single-season record...only player in school history with two returns of 100+ yards...left school ranked second all-time in interceptions (15), return yards (344) and touchdowns (four)...AP and consensus first-team All-America as senior, while also earning Pat Tillman Pac-10 Defensive Player of Year honors...recipient of Ronnie Lott IMPACT Trophy for top defensive player in nation who exhibits leadership and integrity on and off field...first-team All-Pac-10 in 2005 and '06...three-year starter finished career at Cal with 190 TT and 30 PBU's...art practice major.

PERSONAL: Born in Los Angeles...Coliseum League co-Player of Year and runner up for Southern California Prep Player of Year as senior WR and CB at Crenshaw HS in Los Angeles...all-city and all-conference as junior...lettered in basketball, track and tennis.

Regular Season								Pass Fumbles Spec. Tms.			
Year	Team	G-S	Tack.-Asst. Total	Sacks-Yds.	Int.-Yds.	Long	TD	Def.	For.-Rec.	TFL	Tackles
2007	Ind.	10-0	7-3 10	0-0	0-0	0	0	1	0-0	0	10
2008	Ind.	14-0	5-4 9	0-0	1-16	16	0	1	0-0	0	14
Totals		24-0	12-7 19	0-0	1-16	16	0	2	0-0	0	24

Postseason								Pass Fumbles Spec. Tms.			
Year	Team	G-S	Tack.-Asst. Total	Sacks-Yds.	Int.-Yds.	Long	TD	Def.	For.-Rec.	TFL	Tackles
2008	Ind.	1-0	0-0 0	0-0	0-0	0	0	0	0-0	0	0



96 TRAVIS JOHNSON

Defensive End-Defensive Tackle
6-3, 311
Florida State
5th NFL Season/1st with Chargers
Trade (Hou.) - '09
Notre Dame HS
Sherman Oaks, Calif.

TRANSACTION HISTORY: First-round pick (16th overall) by Houston in 2005 NFL Draft, April 23, 2005...signed with Texans, Aug. 1, 2005...traded to Chargers, Aug. 31, 2009 for undisclosed draft choice in 2010.

2008: Missed Tennessee game Sept. 21 (knee)...lone sack of season Oct. 26 vs. Cincinnati. **2007:** First-career INT Sept. 9 vs. KC. **2006:** Matched career-best with eight stops Sept. 17 at Indianapolis...injured calf Nov. 12 at Jacksonville and placed on IR Nov. 14. **2005:** First-career sack Nov. 6 at Jaguars...season-high eight tackles vs. SF Jan. 1, 2006.

COLLEGE: First-team All-ACC in 2004...finished career with 175 TT, 43.5 TFLs and 10 sacks...social science major. **PERSONAL:** Born in Sherman Oaks, Calif....All-America DL and school record-holder for sacks, TFLs, FFs and blocked punts at Notre Dame HS in Sherman Oaks...plays saxophone in spare time.

Regular Season								Pass Fumbles Spec. Tms.			
Year	Team	G-S	Tack.-Asst. Total	Sacks-Yds.	Int.-Yds.	Long	TD	Def.	For.-Rec.	TFL	Tackles
2005	Hou.	14-3	20-24 44	1-4	0-0	0	0	0	0-0	n/a	0
2006	Hou.	9-8	8-3 11	0-0	0-0	0	0	1	0-0	n/a	0
2007	Hou.	15-13	27-14 41	0-0	1-0	0	0	6	0-0	n/a	0
2008	Hou.	15-14	22-6 28	1-3	0-0	0	0	2	1-0	n/a	0
Totals		52-38	77-47 124	2-7	1-0	0	0	9	1-0	n/a	0



64 DENNIS NORMAN

Center-Guard
6-5, 313
Princeton
9th NFL Season/1st with Chargers
Free Agent - '09
Cherokee HS
Marlton, N.J.

TRANSACTION HISTORY: Seventh-round draft choice by Seattle (222), April 22, 2001...signed with Seahawks, July 10...re-signed with Seahawks, April 5, 2004...waived Oct. 16...signed with Jacksonville, Dec. 7, 2004...re-signed with Jaguars, Feb. 2, 2006...waived Sept. 8, 2009...signed with Chargers, Sept. 16, 2009.

2008: Started career-high 14 games, Weeks 1-6 at center and 9-16 at right guard...also saw time at LT in Indianapolis game Sept. 21. **2007:** Starting C Weeks 1-4 & 16...INA with shoulder injury Nov. 11 at Tennessee...played special teams in Wild Card and Divisional Playoffs. **2006:** Lone start came at LT Nov. 12 vs. Houston for injured Khalif Barnes. **2005:** Started at C Weeks 13-16 and Wild Card game. **2004:** Split season between Seattle and Jacksonville, but did not play for either team. **2003:** Made NFL debut Oct. 5 at Lambeau Field...only other game played was Jan. 4 Wild Card against Packers. **2002:** Did not see game action. **2001:** Inactive Weeks 1-16.

COLLEGE: Three-time first-team All-Ivy League 1998-00...started 29 games over final three seasons after missing freshman year with broken leg...graduated with degree in computer science engineering. **PERSONAL:** Born in Philadelphia, Pennsylvania...lettered in football and track at Cherokee HS in Marlton, N.J....discus champion as senior in HS and sophomore in college...member National Honor Society and National Merit Scholar...participated in NFL Business Management and Entrepreneurial program at University of Pennsylvania's Wharton School of Business in 2005 and '08...very active in Jaguars' community relations outreach.

Games Played-Started: **2001** (0-0, Seattle); **2002** (0-0, Seattle); **2003** (1-0, Seattle); **2004** (0-0, Seattle, Jacksonville); **2005** (16-4, Jacksonville); **2006** (16-1, Jacksonville); **2007** (15-5, Jacksonville); **2008** (16-14, Jacksonville); **Total** (64-24).

Postseason Games Played-Started: **2003** (1-0, Seattle); **2005** (1-1, Jacksonville); **2007** (2-0, Jacksonville); **Total** (4-1).



JON RUNYAN

Tackle
6-7, 330
Michigan
14th NFL Season/1st with Chargers
Free Agent - '09
Carman-Ainsworth HS
Flint, Mich.

TRANSACTION HISTORY: Fourth-round draft choice by Houston Oilers (109th overall), April 21, 1996...signed with Oilers, July 24...re-signed with Titans, June 23, 1999...signed with Philadelphia, Feb. 14, 2000...re-signed with Eagles, April 20, 2005 and again March 27, 2006...signed with Chargers, Nov. 24, 2009.

PRO: Started 213 consecutive games, including playoffs, from 1997-08...has played in 223 career NFL games...was not called for single penalty in 2007...first penalty-free season of career...selected in '07 as starting right tackle on Philadelphia's 75th Anniversary Team in vote by Eagles' fans...named to USA Today's All-Joe Team in '07...selected to Pro Bowl following 2002 season.

COLLEGE: First-team All-Big-Ten and third-team All-America as junior at Michigan...enlisted for NFL Draft following junior season...honorable mention all-conference and recipient of team's Hugh Rader Award as team's top OL as soph...freshman All-America and second-team All-Big Ten as frosh in 1993...redshirted in 1992...three-year starter for Wolverines from 1993-95...majored in movement science. **PERSONAL:** Born in Flint, Michigan...all-conference offensive and defensive lineman at Carman-Ainsworth HS in Flint...enshrined into school's Athletics Hall of Fame in 2002...sponsors annual Jon Runyan Classic Track Meet and still holds school record in discus (178 feet, one inch)...two-time all-conference in basketball and offered hoops scholarship by Michigan State...married, Loretta, and has daughters, Isabella Ann and Alyssa, and son, Jon, Jr...motorcycle enthusiast annually participates in Daytona (Fla.) Bike Week with his own custom chopper...supporter of Cystic Fibrosis Foundation, Variety Club, Leukemia-Lymphoma Society and Alzheimer's Association...recipient of Lifetime Achievement Award from Variety Club in 2006...hosts annual golf tournament to support Prostate Cancer research...recipient of Philadelphia Sportswriters Humanitarian Award in 2008...hosts New Jersey National Guard's State Family Readiness Council Gala and Dinner Dance annually, and also provides annual Thanksgiving feast for troops.

Games Played-Started: **1996** (10-0, Houston Oilers); **1997** (16-16, Tennessee); **1998** (16-16, Tennessee); **1999** (16-16, Tennessee); **2000** (16-16, Philadelphia); **2001** (16-16, Philadelphia); **2002** (16-16, Philadelphia); **2003** (16-16, Philadelphia); **2004** (16-16, Philadelphia); **2005** (16-16, Philadelphia); **2006** (16-16, Philadelphia); **2007** (16-16, Philadelphia); **2008** (16-16, Philadelphia); **Total** (202-192).

Postseason Games Played-Started: **1999** (4-4, Tennessee); **2000** (2-2, Philadelphia); **2001** (3-3, Philadelphia); **2002** (2-2, Philadelphia); **2003** (2-2, Philadelphia); **2004** (3-3, Philadelphia); **2006** (2-2, Philadelphia); **2008** (3-3, Philadelphia); **Total** (21-21).

SAN DIEGO CHARGERS / WEEK 15 / THROUGH SUNDAY, DECEMBER 20, 2009

WON 11, LOST 3				* RUSHING				No.	Yds	Avg	Long	TD							
09/14	W	24-20	at Oakland	61,940	Tomlinson	205	670	3.3	36	10									
09/20	L	26-31	Baltimore	66,882	Sproles	86	287	3.3	21	1									
09/27	W	23-13	Miami	67,230	Tolbert	14	88	6.3	32	1									
10/04	L	28-38	at Pittsburgh	64,045	Hester	18	64	3.6	15	0									
10/19	L	23-34	Denver	68,615	Rivers	25	51	2.0	15	1									
10/25	W	37- 7	at Kansas City	69,337	Bennett	12	37	3.1	9	0									
11/01	W	24-16	Oakland	67,016	V. Jackson	2	8	4.0	12	0									
11/08	W	21-20	at New York Giants	78,774	Naanee	3	7	2.3	10	0									
11/15	W	31-23	Philadelphia	68,879	Volek	5	-5	-1.0	-1	0									
11/22	W	32- 3	at Denver	74,707	TEAM	370	1207	3.3	36	13									
11/29	W	43-14	Kansas City	65,280	OPPONENTS	373	1636	4.4	36	8									
12/06	W	30-23	at Cleveland	67,978	* RECEIVING							No.	Yds	Avg	Long	TD			
12/13	W	20-17	at Dallas	90,552	Gates	75	1071	14.3	56	6									
12/20	W	27-24	Cincinnati	68,889	V. Jackson	63	1097	17.4	55	9									
12/25			at Tennessee		Sproles	43	474	11.0	81t	3									
01/03			Washington		Floyd	33	581	17.6	53	1									
			S.D.	Opp.	Naanee	22	217	9.9	23	2									
TOTAL FIRST DOWNS			281	274	Tomlinson	16	133	8.3	36	0									
Rushing			65	97	Tolbert	13	172	13.2	66t	2									
Passing			193	159	Chambers TM	9	122	13.6	20	1									
Penalty			23	18	Hester	7	16	2.3	5	0									
3rd Down: Made/Att			69/163	72/179	Wilson	3	25	8.3	21	1									
3rd Down Pct.			42.3	40.2	Manumaleuna	3	16	5.3	11	0									
4th Down: Made/Att			3/8	9/18	Bennett	2	3	1.5	2	0									
4th Down Pct.			37.5	50.0	TEAM	289	3927	13.6	81t	25									
POSSESSION AVG.			29:30	30:30	OPPONENTS	290	3199	11.0	58	21									
TOTAL NET YARDS			4972	4621	* INTERCEPTIONS							No.	Yds	Avg	Long	TD			
Avg. Per Game			355.1	330.1	Jammer	3	25	8.3	21	0									
Total Plays			840	877	Cromartie	3	17	5.7	16	0									
Avg. Per Play			5.9	5.3	Cason	2	22	11.0	22	0									
NET YARDS RUSHING			1207	1636	Oliver	1	34	34.0	34	0									
Avg. Per Game			86.2	116.9	Weddle	1	31	31.0	31t	1									
Total Rushes			370	373	Dobbins	1	13	13.0	13	0									
NET YARDS PASSING			3765	2985	Gregory	1	13	13.0	13	0									
Avg. Per Game			268.9	213.2	TEAM	12	155	12.9	34	1									
Sacked/Yards Lost			24/162	33/214	OPPONENTS	9	79	8.8	33	0									
Gross Yards			3927	3199	* PUNTING							No.	Yds	Avg	Net	TB	In	Lg	B
Att./Completions			446/289	471/290	Scifres	48	2168	45.2	39.7	2	21	65	0						
Completion Pct.			64.8	61.6	TEAM	48	2168	45.2	39.7	2	21	65	0						
Had Intercepted			9	12	OPPONENTS	55	2430	44.2	38.0	8	18	69	1						
PUNTS/AVERAGE			48/45.2	55/44.2	* PUNT RETURNS							Ret	FC	Yds	Avg	Long	TD		
NET PUNTING AVG.			48/39.7	55/38.0	Sproles	24	9	178	7.4	77t	1								
PENALTIES/YARDS			70/508	91/707	TEAM	24	9	178	7.4	77t	1								
FUMBLES/BALL LOST			13/6	21/10	OPPONENTS	21	14	221	10.5	71t	1								
TOUCHDOWNS			43	31	* KICKOFF RETURNS							No.	Yds	Avg	Long	TD			
Rushing			13	8	Sproles	49	1188	24.2	66	0									
Passing			25	21	Cromartie	3	41	13.7	22	0									
Returns			5	2	Hester	1	9	9.0	9	0									
* SCORE BY PERIODS	Q1	Q2	Q3	Q4	OT	PTS	Wilson	1	13	13.0	13	0							
TEAM	86	103	93	107	0	389	TEAM	54	1251	23.2	66	0							
OPPONENTS	48	77	54	104	0	283	OPPONENTS	74	1686	22.8	93t	1							
* SCORING	TD-Ru-Pa-Rt	K-PAT	FG	S	PTS	* FIELD GOALS							1-19	20-29	30-39	40-49	50+		
Kaeding	0	0	0	0	42/43	29/32	0	129	Kaeding	2/	2	16/16	4/	4	4/	6	3/4		
Tomlinson	10	10	0	0		0	60	TEAM	2/	2	16/16	4/	4	4/	6	3/4			
V. Jackson	9	0	9	0		0	54	OPPONENTS	1/	1	10/10	7/	7	4/	7	0/1			
Gates	6	0	6	0		0	36	Kaeding: (47G) (29G,22G,23G,25G) (25G,41N,23G,											
Sproles	5	1	3	1		0	30	26G) () (20G,44G,50G,55N) (20G,43N,39G,19G) (28G)											
Tolbert	3	1	2	0		0	18	() (29G) (28G,47G,28G,19G) (55G,23G) (32G,42G,22G)											
Hester	2	0	0	2		0	12	(29G,34G) (33G,52G)											
Naanee	2	0	2	0		0	12	OPPONENTS: (37G,35G) (33G) (24G,23G) (46G) (34G,											
Chambers TM	1	0	1	0		0	6	54N,29G) (43N) (48G,41G,28G) (38G,22G) (18G,25G,											
Floyd	1	0	1	0		0	6	25G) (23G) () (43N,49G) (31G,42N) (26G,25G,34G)											
Oliver	1	0	0	1		0	6												
Rivers	1	1	0	0		0	6												
Weddle	1	0	0	1		0	6												
Wilson	1	0	1	0		0	6												
TEAM	43	13	25	5	42/43	29/32	1	389											
OPPONENTS	31	8	21	2	29/29	22/26	0	283											

2-Pt. Conversions: TEAM 0-0, OPPONENTS 1-2

SACKS: Phillips 7, Merriman 4, Boone 3, Burnett 2.5, Castillo 2, English 2, Gregory 2, Siler 2, Weddle 1.5, Cesaire 1, Dobbins 1, Ellison 1, Harris LG 1, Harris TM 1, Nwagbuo 1, Oliver 1, (group) 1, TEAM 33, OPPONENTS 24

FUM/LOST: Rivers 6/3, Sproles 3/1, Tomlinson 2/2, Gates 1/0, Tolbert 1/0

* PASSING	Att	Cmp	Yds	Cmp%	Yds/Att	TD	TD%	Int	Int%	Long	Sack/Lost	Rating
Rivers	444	287	3891	64.6	8.76	25	5.6	9	2.0	81t	24/ 162	102.8
Naanee	1	1	21	100.0	21.00	0	0.0	0	0.0	21	0/ 0	118.8
Volek	1	1	15	100.0	15.00	0	0.0	0	0.0	15	0/ 0	118.8
TEAM	446	289	3927	64.8	8.80	25	5.6	9	2.0	81t	24/ 162	103.0
OPPONENTS	471	290	3199	61.6	6.79	21	4.5	12	2.5	58	33/ 214	85.9

San Diego Chargers 2009 Defensive Statistics - (provided by team's coaching staff) - missing LB stats from Cincinnati game - 12/20

	<u>TOTAL PLAYS</u>	<u>T</u>	<u>A</u>	<u>TT</u>	<u>TFL</u>	<u>SK</u>	<u>PR</u>	<u>QBH</u>	<u>BB</u>	<u>INT</u>	<u>FF</u>	<u>FR</u>	<u>PD</u>
Defensive Line													
Boone	318	14	5	19	4	3-22	10	3	1				1
Castillo	517	20	14	34	4	4-9	16	6			1		
Cesaire	490	17	15	32	2	1-0	8	3			1	1	
Coleman	21	1	0	1	1								
Johnson	244	13	6	19	2			3					
Martin	88	2	2	4									
Nwagbuo	282	17	8	25	4	1-7	3	1	2				
Scott	241	13	4	17	1		2						1
Williams	43	3	1	4	1								
Linebackers													
Burnett	439	54	23	77	6	2.5-16.5	3	5					2
Cooper	811	71	37	108	2		7	1			2	1	7
Dobbins	184	25	15	40	4	1-7	1	1		1-13			
English	425	16	7	23	3	2-8	7	6			1	1	
Harris	6	1	0	1	1	1-4		1					
Holt	18	1	0	1	1		1						
Merriman	496	31	11	42	5	4-25	16	7					
Phillips	708	52	15	67	11	7-45	10	14			5		3
Siler	236	42	10	52	6	2-19		3				1	3
Tucker	38	2	0	2									
Secondary													
Cason	251	18	3	21						2-22			1
Cromartie	792	29	3	32						3-17			5
Ellison	329	36	8	44	2	1-10							2
Gregory	616	42	14	56	3	2-13				1-13		2	6
Hart	151	9	4	13									
Jammer	834	42	8	50						3-25	1		9
Oliver	299	21	7	28	1	1-8		1		1-34		1	2
Spillman	48	4	1	5									
Weddle	739	66	13	79	4	1.5-9.5		2		1-31			4

San Diego Chargers 2009 Special Teams Statistics - (provided by game play-by-plays)

	<u>T</u>	<u>A</u>	<u>TT</u>	<u>FF</u>	<u>FR</u>	<u>BLK</u>
Tolbert	14	5	19	1		
Osgood	10	2	12			
Siler	8	3	11			
Oliver	7	3	10			
Cason	9	0	9			
Holt	6	2	8			
Hester	7	0	7	1	1	1
Binn	5	1	6			
Burnett	3	1	4			
Dobbins	2	2	4		1	
Naanee	2	2	4			
Wilson	2	2	4			
English	3	0	3			
Bennett	2	0	2			
Ellison	2	0	2			
Kaeding	2	0	2			
Tucker	2	0	2			
Spillman	1	1	2			
Floyd	1	0	1			
Gregory	1	0	1			
Hart	1	0	1			
Jammer	1	0	1			
Sproles	0	0	0		1	

2009 Regular Season San Diego Chargers Individual Game-By-Game Stats

PASSING:

		P.Rivers											
Date	Opp.	Att.	Cmp.	Yds.	Cmp%	Yds/Att.	TD	TD%	INT	INT%	LG	Sack/Lost	Rating
9/14	@ Oakland	36	24	252	66.7	7.00	1	2.8	1	2.8	25	3/12	84.5
9/20	Baltimore	45	25	436	55.6	9.69	2	4.4	2	4.4	81t	2/15	85.0
9/27	Miami	33	18	303	54.5	9.18	0	0.0	0	0.0	55	2/17	85.8
10/4	@ Pitt	36	21	254	58.3	7.06	3	8.3	0	0.0	30t	3/19	107.9
10/19	Denver	33	20	274	60.6	8.30	1	3.0	0	0.0	25	5/36	97.3
10/25	@ Kansas City	30	18	268	60.0	8.93	3	10.0	0	0.0	58t	0/0	122.6
11/1	Oakland	25	16	249	64.0	9.96	1	4.0	1	4.0	53	1/3	93.6
11/8	@ NY Giants	36	24	209	66.7	5.81	3	8.3	2	5.6	29	2/17	86.5
11/15	Philadelphia	25	20	231	80.0	9.24	2	8.0	0	0.0	22	2/19	131.8
11/22	@ Denver	22	17	145	77.3	6.59	1	4.5	0	0.0	24	0/0	109.1
11/29	Kansas City	28	21	317	75.0	11.32	2	7.1	0	0.0	53	0/0	135.6
12/6	@ Cleveland	25	18	373	72.0	14.92	2	8.0	0	0.0	66t	1/8	140.8
12/13	@ Dallas	32	21	272	65.6	8.50	1	3.1	1	3.1	39	1/4	89.6
12/20	Cincinnati	38	24	308	63.2	8.11	3	7.9	2	5.3	36	2/12	92.9
	TOTALS	444	287	3891	64.6	8.76	25	5.6	9	2.0	81t	24/162	102.8

PASSING:

		B.Volek											
Date	Opp.	Att.	Cmp.	Yds.	Cmp%	Yds/Att.	TD	TD%	INT	INT%	LG	Sack/Lost	Rating
9/14	@ Oakland												
9/20	Baltimore												
9/27	Miami												
10/4	@ Pitt												
10/19	Denver												
10/25	@ Kansas City	0	0	0	00.0	0.00	0	0.0	0	0.0	--	0/0	0.0
11/1	Oakland												
11/8	@ NY Giants												
11/15	Philadelphia												
11/22	@ Denver												
11/29	Kansas City	1	1	15	100.0	15.00	0	0.0	0	0.0	15	0/0	118.8
12/6	@ Cleveland												
12/13	@ Dallas												
12/20	Cincinnati												
	TOTALS	1	1	15	100.0	15.00	0	0.0	0	0.0	15	0/0	118.8

PASSING:

		L.Naanee											
Date	Opp.	Att.	Cmp.	Yds.	Cmp%	Yds/Att.	TD	TD%	INT	INT%	LG	Sack/Lost	Rating
9/14	@ Oakland	0	0	0	00.0	0.00	0	0.0	0	0.0	--	0/0	0.0
9/20	Baltimore	0	0	0	00.0	0.00	0	0.0	0	0.0	--	0/0	0.0
9/27	Miami	0	0	0	00.0	0.00	0	0.0	0	0.0	--	0/0	0.0
10/4	@ Pitt	0	0	0	00.0	0.00	0	0.0	0	0.0	--	0/0	0.0
10/19	Denver	0	0	0	00.0	0.00	0	0.0	0	0.0	--	0/0	0.0
10/25	@ Kansas City	0	0	0	00.0	0.00	0	0.0	0	0.0	--	0/0	0.0
11/1	Oakland	0	0	0	00.0	0.00	0	0.0	0	0.0	--	0/0	0.0
11/8	@ NY Giants	0	0	0	00.0	0.00	0	0.0	0	0.0	--	0/0	0.0
11/15	Philadelphia	0	0	0	00.0	0.00	0	0.0	0	0.0	--	0/0	0.0
11/22	@ Denver	0	0	0	00.0	0.00	0	0.0	0	0.0	--	0/0	0.0
11/29	Kansas City	0	0	0	00.0	0.00	0	0.0	0	0.0	--	0/0	0.0
12/6	@ Cleveland	1	1	21	100.0	21.00	0	0.0	0	0.0	21	0/0	118.8
12/13	@ Dallas	0	0	0	00.0	0.00	0	0.0	0	0.0	--	0/0	0.0
12/20	Cincinnati	0	0	0	00.0	0.00	0	0.0	0	0.0	--	0/0	0.0
	TOTALS	1	1	21	100.0	21.00	0	0.0	0	0.0	21	0/0	118.8

RUSHING		L.Tomlinson					D.Sproles					M. Tolbert				
Date	Opp.	No.	Yds.	Avg.	LG	TD	No.	Yds.	Avg.	LG	TD	No.	Yds.	Avg.	LG	TD
9/14	@ Oakland	13	55	4.2	13	1	9	23	2.6	7	1	0	0	0.0	--	0
9/20	Baltimore		INA				10	26	2.6	13	0	0	0	0.0	--	0
9/27	Miami		INA				18	41	2.3	8	0	1	5	5.0	5	0
10/4	@ Pittsburgh	7	15	2.1	5	0	0	0	0.0	--	0	0	0	0.0	--	0
10/19	Denver	18	70	3.9	17	0	1	0	0.0	0	0	0	0	0.0	--	0
10/25	@ Kansas City	23	71	3.1	36	0	5	41	8.2	21	0	0	0	0.0	--	0
11/1	Oakland	18	56	3.1	13	2	5	38	7.6	15	0	2	6	3.0	3	0
11/8	@ NY Giants	12	22	1.8	5	0	1	1	1.0	1	0	0	0	0.0	--	0
11/15	Philadelphia	24	96	4.0	20t	2	2	14	7.0	14	0	0	0	0.0	--	0
11/22	@ Denver	20	73	3.7	21	1	9	26	2.9	8	0	7	58	8.3	32	1
11/29	Kansas City	13	39	3.0	8	2	9	17	1.9	6	0	4	19	4.8	11	0
12/6	@ Cleveland	20	64	3.2	11	1	7	27	3.9	8	0	0	0	0.0	--	0
12/13	@ Dallas	21	50	2.4	11	1	7	22	3.1	6	0	0	0	0.0	--	0
12/20	Cincinnati	16	59	3.7	13	0	3	11	3.7	12	0	0	0	0	--	0
	TOTALS	205	670	3.3	36	10	86	287	3.3	21	1	14	88	6.3	32	1

RUSHING		J. Hester					P. Rivers					M. Bennett				
Date	Opp.	No.	Yds.	Avg.	LG	TD	No.	Yds.	Avg.	LG	TD	No.	Yds.	Avg.	LG	TD
9/14	@ Oakland	0	0	0.0	--	0	1	-1	-1.0	-1	0		INA			
9/20	Baltimore	2	3	1.5	2	0	4	10	2.5	4	0	4	19	4.8	7	0
9/27	Miami	0	0	0.0	--	0	1	5	5.0	5t	1	8	18	2.3	9	0
10/4	@ Pittsburgh	0	0	0.0	--	0	1	1	1.0	1	0		DNP			
10/19	Denver	1	2	2.0	2	0	1	1	1.0	1	0		INA			
10/25	@ Kansas City	3	8	2.7	7	0	2	18	9.0	11	0		INA			
11/1	Oakland	1	2	2.0	2	0	4	-2	-0.5	1	0	0	0	0.0	--	0
11/8	@ NY Giants	0	0	0.0	--	0	1	15	15.0	15	0	0	0	0.0	--	0
11/15	Philadelphia	0	0	0.0	--	0	1	-1	-1.0	-1	0	0	0	0.0	--	0
11/22	@ Denver	7	46	6.6	15	0	0	0	0.0	--	0		INA			
11/29	Kansas City	3	3	1.0	2	0	1	4	4.0	4	0		INA			
12/6	@ Cleveland	1	0	0.0	0	0	4	0	0.0	3	0		INA			
12/13	@ Dallas	0	0	0.0	--	0	3	1	0.3	1	0		INA			
12/20	Cincinnati	0	0	0	--	0	1	0	0.0	0	0		INA			
	TOTALS	18	64	3.6	15	0	25	51	2.0	15	1	12	37	3.1	9	0

RUSHING		V.Jackson					L.Naanee					B.Volek				
Date	Opp.	No.	Yds.	Avg.	LG	TD	No.	Yds.	Avg.	LG	TD	No.	Yds.	Avg.	LG	TD
9/14	@ Oakland	0	0	0.0	--	0	0	0	0.0	--	0		DNP			
9/20	Baltimore	0	0	0.0	--	0	1	-5	-5.0	-5	0		DNP			
9/27	Miami	0	0	0.0	--	0	0	0	0.0	--	0		DNP			
10/4	@ Pittsburgh	0	0	0.0	--	0	0	0	0.0	--	0		DNP			
10/19	Denver	0	0	0.0	--	0	0	0	0.0	--	0		DNP			
10/25	@ Kansas City	0	0	0.0	--	0	0	0	0.0	--	0	3	-3	-1.0	-1	0
11/1	Oakland	0	0	0.0	--	0	0	0	0.0	--	0		DNP			
11/8	@ NY Giants	1	-4	-4.0	-4	0	0	0	0.0	--	0		DNP			
11/15	Philadelphia	0	0	0.0	--	0	1	10	10.0	10	0		DNP			
11/22	@ Denver	0	0	0.0	--	0	0	0	0.0	--	0		DNP			
11/29	Kansas City	1	12	12.0	12	0	1	2	2.0	2	0	2	-2	-1.0	-1	0
12/6	@ Cleveland	0	0	0.0	--	0	0	0	0.0	--	0		DNP			
12/13	@ Dallas	0	0	0.0	--	0	0	0	0.0	--	0		DNP			
12/20	Cincinnati	0	0	0	--	0	0	0	0	--	0		DNP			
	TOTALS	2	8	4.0	12	0	3	7	2.3	10	0	5	-5	-1.0	0	0

RECEIVING		A.Gates					V.Jackson					D.Sproles				
Date	Opp.	No.	Yds.	Avg.	LG	TD	No.	Yds.	Avg.	LG	TD	No.	Yds.	Avg.	LG	TD
9/14	@ Oakland	5	83	16.6	25	0	5	56	11.2	17	1	5	43	8.6	15	0
9/20	Baltimore	5	78	15.6	37	0	6	141	23.5	38	1	7	124	17.7	81t	1
9/27	Miami	5	64	12.8	19	0	5	120	24.0	55	0	2	14	7.0	12	0
10/4	@ Pitt	9	124	13.8	30t	2	4	56	14.0	16	0	1	16	16.0	16	0
10/19	Denver	5	70	14.0	21	0	4	46	11.5	18	1	1	4	4.0	4	0
10/25	@ Kansas City	5	55	11.0	25	0	5	142	28.4	51	1	3	58	19.3	58t	1
11/1	Oakland	3	49	16.3	30	0	8	103	12.9	20	1	1	8	8.0	8	0
11/8	@ NY Giants	5	67	13.4	29	0	5	58	11.6	18t	2	5	22	4.4	21	0
11/15	Philadelphia	7	78	11.1	20	0	1	10	10.0	10	0	4	31	7.8	11	0
11/22	@ Denver	3	41	13.7	24	0	4	56	14.0	23	0	1	7	7.0	7	0
11/29	Kansas City	7	118	16.9	22	2	2	27	13.5	16	0	5	66	13.2	20	0
12/6	@ Cleveland	8	167	20.9	56	0	2	54	27.0	41	0	4	56	14.0	31t	1
12/13	@ Dallas	4	44	11.0	14t	1	7	120	17.1	39	0	1	3	3.0	3	0
12/20	Cincinnati	4	33	8.3	13	1	5	108	21.6	34t	2	3	22	7.3	11	0
	TOTALS	75	1071	14.3	56	6	63	1097	17.4	55	9	43	474	11.0	81t	3

RECEIVING		M.Floyd					L.Naanee					L.Tomlinson				
Date	Opp.	No.	Yds.	Avg.	LG	TD	No.	Yds.	Avg.	LG	TD	No.	Yds.	Avg.	LG	TD
9/14	@ Oakland	1	17	17.0	17	0	5	49	9.8	23	0	1	1	1.0	1	0
9/20	Baltimore	1	45	45.0	45	0	1	8	8.0	8	0		INA			
9/27	Miami	2	65	32.5	47	0	4	40	10.0	15	0		INA			
10/4	@ Pittsburgh	0	0	0.0	0	0	2	20	10.0	12	0	1	-1	-1.0	-1	0
10/19	Denver	3	51	17.0	20	0	0	0	0.0	--	0	3	30	10.0	25	0
10/25	@ Kansas City	2	9	4.5	6	1	0	0	0.0	--	0	2	2	1.0	1	0
11/1	Oakland	2	64	32.0	53	0	1	5	5.0	5	0	0	0	0.0	--	0
11/8	@ NY Giants	2	29	14.5	17	0	3	20	6.7	9	0	2	8	4.0	8	0
11/15	Philadelphia	3	45	15.0	22	0	3	42	14.0	20t	1	0	0	0.0	0	0
11/22	@ Denver	4	38	9.5	17	0	1	2	2.0	2t	1	0	0	0.0	--	0
11/29	Kansas City	3	85	28.3	53	0	0	0	0.0	--	0	1	5	5.0	5	0
12/6	@ Cleveland	3	30	10.0	15	0	0	0	0.0	--	0	1	21	21.0	21	0
12/13	@ Dallas	3	40	13.3	24	0	1	16	16.0	16	0	1	9	9.0	9	0
12/20	Cincinnati	4	63	15.8	20	0	1	15	15.0	15	0	4	58	14.5	36	0
	TOTALS	33	581	17.6	53	1	22	217	9.9	23	2	16	133	8.3	36	0

RECEIVING		C.Chambers					Tolbert					J. Hester				
Date	Opp.	No.	Yds.	Avg.	LG	TD	No.	Yds.	Avg.	LG	TD	No.	Yds.	Avg.	LG	TD
9/14	@ Oakland	0	0	0	0	0	0	0	0.0	--	0	1	5	5.0	5	0
9/20	Baltimore	2	30	15.0	15	0	0	0	0.0	--	0	0	0	0.0	0	0
9/27	Miami	0	0	0	0	0	0	0	0	0	0	0	0	0.0	--	0
10/4	@ Pittsburgh	4	39	9.8	17	1	0	0	0.0	--	0	0	0	0.0	--	0
10/19	Denver	2	33	16.5	17	0	2	40	20.0	22	0	0	0	0.0	--	0
10/25	@ Kansas City	0	0	0	0	0	1	2	2.0	2	0	0	0	0.0	--	0
11/1	Oakland	1	20	20.0	20	0	0	0	0.0	--	0	0	0	0.0	--	0
11/8	@ NY Giants		NOR				0	0	0.0	--	0	1	3	3.0	3	0
11/15	Philadelphia		NOR				2	25	12.5	20t	1	0	0	0.0	--	0
11/22	@ Denver		NOR				1	1	1.0	1	0	3	0	0.0	3	0
11/29	Kansas City		NOR				2	17	8.5	15	0	1	3	3.0	3	0
12/6	@ Cleveland		NOR				1	66	66.0	66t	1	0	0	0.0	--	0
12/13	@ Dallas		NOR				3	19	6.3	11	0	0	0	0.0	--	0
12/20	Cincinnati		NOR				1	2	2.0	2	0	1	5	5.0	5	0
	TOTALS	9	122	13.6	20	1	13	172	13.2	66t	2	7	16	2.3	5	0

RECEIVING		B. Manumaleuna					M.Bennett					K.Wilson				
Date	Opp.	No.	Yds.	Avg.	LG	TD	No.	Yds.	Avg.	LG	TD	No.	Yds.	Avg.	LG	TD
9/14	@ Oakland	1	-2	-2.0	-2	0		INA				0	0	0.0	--	0
9/20	Baltimore	1	7	7.0	7	0	2	3	1.5	2	0	0	0	0.0	--	0
9/27	Miami	0	0	0.0	--	0	0	0	0	0	0	0	0	0.0	--	0
10/4	@ Pittsburgh	0	0	0.0	--	0		DNP				0	0	0.0	--	0
10/19	Denver	0	0	0.0	--	0		INA				0	0	0.0	--	0
10/25	@ Kansas City	0	0	0.0	--	0		INA				0	0	0.0	--	0
11/1	Oakland	0	0	0.0	--	0	0	0	0.0	--	0	0	0	0.0	--	0
11/8	@ NY Giants	0	0	0.0	--	0	0	0	0.0	--	0	1	2	2.0	2t	1
11/15	Philadelphia	0	0	0.0	--	0	0	0	0.0	--	0	0	0	0.0	--	0
11/22	@ Denver	0	0	0.0	--	0		INA				0	0	0.0	--	0
11/29	Kansas City	1	11	11.0	11	0		INA				0	0	0.0	--	0
12/6	@ Cleveland	0	0	0	0	0		INA				0	0	0.0	--	0
12/13	@ Dallas	0	0	0.0	--	0		INA				1	21	21.0	21	0
12/20	Cincinnati	0	0	0.0	--	0		INA				1	2	2.0	2	0
	TOTALS	3	16	5.3	11	0	2	3	1.5	2	0	3	25	8.3	21	0

PUNT RETURNS		D.Sproles					
Date	Opp.	No.	Yds.	Avg.	LG	FC	TD
9/14	@ Oakland	3	10	3.3	8	0	0
9/20	Baltimore	0	0	0.0	0	2	0
9/27	Miami	3	15	5.0	12	0	0
10/4	@ Pitt	0	0	0.0	0	1	0
10/19	Denver	1	77	77.0	77t	1	1
10/25	@ Kansas City	1	18	18.0	18	2	0
11/1	Oakland	3	17	5.7	9	0	0
11/8	@ NY Giants	0	0	0.0	0	1	0
11/15	Philadelphia	3	13	4.3	8	0	0
11/22	@ Denver	3	6	2.0	6	0	0
11/29	Kansas City	1	0	0.0	0	1	0
12/6	@ Cleveland	1	-1	-1.0	-1	0	0
12/13	@ Dallas	2	18	9.0	14	1	0
12/20	Cincinnati	3	5	1.7	9	0	0
	TOTALS	24	178	7.4	77t	9	1

KO RETURNS

Date	Opp.	D.Sproles						A.Cromartie					
		No.	Yds.	Avg.	LG	FC	TD	No.	Yds.	Avg.	LG	FC	TD
9/14	@ Oakland	5	170	34.0	66	0	0	0	0	0.0	--	0	0
9/20	Baltimore	4	128	32.0	53	0	0	1	22	22.0	22	0	0
9/27	Miami	3	61	20.3	29	0	0	0	0	0.0	--	0	0
10/4	@ Pitt	6	154	25.7	42	0	0	1	9	9.0	9	0	0
10/19	Denver	7	149	21.3	30	0	0	0	0	0.0	--	0	0
10/25	@ Kansas City	2	34	17.0	18	0	0	0	0	0.0	--	0	0
11/1	Oakland	3	67	22.3	39	0	0	0	0	0.0	--	0	0
11/8	@ NY Giants	2	38	19.0	20	0	0	0	0	0.0	--	0	0
11/15	Philadelphia	6	147	24.5	29	0	0	0	0	0.0	--	0	0
11/22	@ Denver	0	0	0.0	--	0	0	0	0	0.0	--	0	0
11/29	Kansas City	4	88	22.0	32	0	0	0	0	0.0	--	0	0
12/6	@ Cleveland	3	37	12.3	26	0	0	0	0	0.0	--	0	0
12/13	@ Dallas	2	42	21.0	28	0	0	0	0	0.0	--	0	0
12/20	Cincinnati	2	73	36.5	45	0	0	1	10	10.0	10	0	0
	TOTALS	49	1188	24.2	66	0	0	3	41	13.7	22	0	0

KO RETURNS

Date	Opp.	J. Hester						K. Wilson					
		No.	Yds.	Avg.	LG	FC	TD	No.	Yds.	Avg.	LG	FC	TD
9/14	@ Oakland	0	0	0	0	0	0	0	0	0	0	0	0
9/20	Baltimore	0	0	0	0	0	0	0	0	0	0	0	0
9/27	Miami	0	0	0	0	0	0	0	0	0	0	0	0
10/4	@ Pittsburgh	0	0	0	0	0	0	0	0	0	0	0	0
10/19	Denver	0	0	0	0	0	0	0	0	0	0	0	0
10/25	@ Kansas City	0	0	0	0	0	0	0	0	0	0	0	0
11/1	Oakland	0	0	0	0	0	0	0	0	0	0	0	0
11/8	@ NY Giants	0	0	0	0	0	0	1	13	13.0	13	0	0
11/15	Philadelphia	0	0	0	0	0	0	0	0	0	0	0	0
11/22	@ Denver	0	0	0	0	0	0	0	0	0	0	0	0
11/29	Kansas City	0	0	0	0	0	0	0	0	0	0	0	0
12/6	@ Cleveland	0	0	0	0	0	0	0	0	0	0	0	0
12/13	@ Dallas	0	0	0	0	0	0	0	0	0	0	0	0
12/20	Cincinnati	1	9	9.0	9	0	0	0	0	0	0	0	0
	TOTALS	1	9	9.0	9	0	0	1	13	13.0	13	0	0

PUNTING

Date	Opp.	M.Scifres						
		No.	Yds.	Avg.	TB	In20	LG	Net
9/14	@ Oakland	5	265	53.0	0	1	65	45.8
9/20	Baltimore	2	75	37.5	0	1	41	37.5
9/27	Miami	2	85	42.5	0	1	49	38.0
10/4	@ Pitt	6	291	48.5	0	4	63	43.8
10/19	Denver	3	151	50.3	0	0	57	24.7
10/25	@ Kansas City	4	196	49.0	0	2	63	44.8
11/1	Oakland	3	125	41.7	0	2	56	38.7
11/8	@ NY Giants	5	184	36.8	0	3	47	34.2
11/15	Philadelphia	4	200	50.0	0	2	61	46.8
11/22	@ Denver	3	132	44.0	1	0	52	34.0
11/29	Kansas City	3	129	43.0	0	1	47	42.3
12/6	@ Cleveland	1	49	49.0	0	1	49	49.0
12/13	@ Dallas	3	126	42.0	1	2	50	35.3
12/20	Cincinnati	4	160	40.0	0	1	44	38.3
	TOTALS	48	2168	45.2	2	21	65	39.7

KICKING

Date	Opponent	N.									
		KO	KO Yds	TB	XP Att	XP	FG Att	FG	Long	Points	
9/14	@ Oakland	4	236	0	3	3	1	1	47	6	
9/20	Baltimore	7	455	1	2	2	4	4	29	14	
9/27	Miami	6	407	1	2	2	4	3	26	11	
10/4	@ Pittsburgh	5	279	0	4	4	0	0	0	4	
10/19	Denver	6	377	0	2	2	4	3	50	11	
10/25	@ Kansas City	8	436	0	4	4	4	3	39	13	
11/1	Oakland	5	332	0	3	3	1	1	28	6	
11/8	@ NY Giants	4	257	0	3	3	0	0	0	3	
11/15	Philadelphia	6	398	0	4	4	1	1	29	7	
11/22	@ Denver	8	535	5	3	2	4	4	47	14	
11/29	Kansas City	8	534	1	5	5	2	2	55	11	
12/6	@ Cleveland	6	355	0	3	3	3	3	42	12	
12/13	@ Dallas	5	342	1	2	2	2	2	34	8	
12/20	Cincinnati	6	376	0	3	3	2	2	52	9	
	TOTALS	84	5319	9	43	42	32	29	55	129	

2009 Regular Season Offensive Statistics by Game for San Diego Chargers

Game	9/14@OAK	9/20BLT	9/27MIA	10/4@PT	10/19DEN	10/25@KC	11/1@OAK	11/8@NYG	11/15PHI	11/22@DEN	11/29KC	12/6@CLV	12/13@DAL	12/20CIN
Points	24	26	23	28	23	37	24	21	31	32	43	30	20	27
1st Qtr	0	10	0	0	10	14	7	0	7	7	7	10	7	7
2nd Qtr	10	6	3	0	10	6	14	7	7	6	21	3	3	7
3rd Qtr	0	7	7	7	3	7	0	7	14	7	10	14	0	10
4th Qtr	14	3	13	21	0	10	3	7	3	12	5	3	10	3
Overtime	0	0	0	0	0	0	0	0	0	0	0	0	0	0
TDs (Ru-P-Ret)	2-1-0	0-2-0	1-0-1	0-3-1	0-1-1	0-3-1	2-1-0	0-3-0	2-2-0	2-1-0	2-2-1	1-2-0	1-1-0	0-3-0
PATs (M/A)	3-3	2-2	2-2	4-4	2-2	4-4	3-3	3-3	4-4	2-3	5-5	3-3	2-2	3-3
2PT Convs (M/A)	0-0	0-0	0-0	0-0	0-0	0-0	0-0	0-0	0-0	0-0	0-0	0-0	0-0	0-0
FGs (M/A)	1-1	4-4	3-4	0-0	3-4	3-4	1-1	0-0	1-1	4-4	2-2	3-3	2-2	2-2
Safeties	0	0	0	0	0	0	0	0	0	0	1	0	0	0
First Downs	19	20	19	17	20	17	20	18	22	21	26	21	21	20
Rushing	5	4	2	1	4	6	8	2	6	10	5	4	5	3
Passing	14	14	15	15	14	9	11	14	13	9	18	16	15	16
Penalty	0	2	2	1	2	2	1	2	3	2	3	1	1	1
3rd Down (M/A)	5-12	7-16	7-14	3-9	2-11	8-17	7-11	3-10	3-8	5-13	4-9	5-10	5-12	5-11
3rd Down Pct	41.67%	43.75%	50.00%	33.33%	18.18%	47.06%	63.64%	30.00%	37.50%	38.46%	44.44%	50.00%	41.67%	45.45%
4th Down (M/A)	0-0	1-2	0-1	0-0	0-1	0-1	0-0	0-0	0-0	1-1	0-0	0-1	1-1	0-0
4th Down Pct	0.00%	50.00%	0.00%	0.00%	0.00%	0.00%	0.00%	0.00%	0.00%	100.00%	0.00%	0.00%	100.00%	0.00%
Red Zone (M/A)	3-4	0-5	1-6	2-2	1-2	2-5	3-4	3-3	1-2	3-6	4-6	1-3	2-4	1-2
Red Zone Pct	75.00%	0.00%	16.67%	100.00%	50.00%	40.00%	75.00%	100.00%	50.00%	50.00%	66.67%	33.33%	50.00%	50.00%
Goal to Go (M/A)	2-2	0-4	1-3	1-1	1-2	1-4	2-3	2-2	1-1	2-3	2-3	1-2	1-1	1-1
Goal to Go Pct	100.00%	0.00%	33.33%	100.00%	50.00%	25.00%	66.67%	100.00%	100.00%	66.67%	66.67%	50.00%	100.00%	100.00%
Total Net Yards	317	474	355	251	311	403	346	226	331	348	426	477	341	366
Total Off. Plays	62	68	63	47	59	66	56	53	55	65	63	59	64	60
Avg. Gain Per Play	5.1	7.0	5.6	5.3	5.3	6.1	6.2	4.3	6.0	5.4	6.8	8.1	5.3	6.1
Net Yards Rushing	77	53	69	16	73	135	100	34	119	203	94	91	73	70
Total Rushing Plays	23	21	28	8	21	36	30	15	28	43	34	32	31	20
Avg. Gain Per Rush	3.3	2.5	2.5	2.0	3.5	3.8	3.3	2.3	4.3	4.7	2.8	2.8	2.4	3.5
Net Yards Passing	240	421	286	235	238	268	246	192	212	145	332	386	268	296
Times Sacked	3	2	2	3	5	0	1	2	2	0	0	1	1	2
Yards Lost on Sacks	12	15	17	19	36	0	3	17	19	0	0	8	4	12
Gross Yards Passing	252	436	303	254	274	268	249	209	231	145	332	394	272	308
Pass Attempts	36	45	33	36	33	30	25	36	25	22	29	26	32	38
Pass Completions	24	25	18	21	20	18	16	24	20	17	22	19	21	24
Completion Pct	66.67%	55.56%	54.55%	58.33%	60.61%	60.00%	64.00%	66.67%	80.00%	77.27%	75.86%	73.08%	65.63%	63.16%
Avg. Gain Per Pass	6.2	9.0	8.2	6.0	6.3	8.9	9.5	5.1	7.9	6.6	11.4	14.3	8.1	7.4
Interceptions	1	2	0	0	0	0	1	2	0	0	0	0	1	2
Fumbles / Fum. Lost	2-1	1-0	1-1	1-1	4-1	0-0	1-1	1-0	0-0	1-0	1-1	0-0	0-0	0-0
Penalties	9	12	3	3	4	9	5	3	3	1	8	1	5	4
Penalty Yards	60	85	20	20	44	59	40	20	31	15	55	5	24	30
Punts	5	2	2	6	3	4	3	5	4	3	3	1	3	4
Gross Punting Average	53.0	37.5	42.5	48.5	50.3	49.0	41.7	36.8	50.0	44.0	43.0	49.0	42.0	40.0
Touchbacks	0	0	0	0	0	0	0	0	0	1	0	0	1	0
Inside20	1	1	1	4	0	2	2	3	2	0	1	1	2	1
Punts Blocked	0	0	0	0	0	0	0	0	0	0	0	0	0	0
Net Punting Average	45.8	37.5	38.0	43.8	24.7	44.8	38.7	34.2	46.8	34.0	42.3	49.0	35.3	38.3
Punt Returns	3	0	3	0	1	1	3	0	3	3	1	1	2	3
Punt Return Yards	10	0	15	0	77	18	17	0	13	6	0	-1	18	5
Punt Return Avg.	3.3	0.0	5.0	0.0	77.0	18.0	5.7	0.0	4.3	2.0	0.0	-1.0	9.0	1.7
Fair Catches	0	2	0	1	1	2	0	1	0	0	1	0	1	0
Kickoff Returns	5	5	3	7	7	2	3	3	6	0	4	3	2	4
Kickoff Return Yards	170	150	61	163	149	34	67	51	147	0	88	37	42	92
Kickoff Return Avg.	34.0	30.0	20.3	23.3	21.3	17.0	22.3	17.0	24.5	0.0	22.0	12.3	21.0	23.0
Time of Possession	28:23	31:19	27:33	19:40	29:17	32:45	30:29	22:13	30:23	37:52	35:20	29:23	30:05	28:14

2009 Regular Season Defensive Statistics by Game for San Diego Chargers

Game	9/14 @ OAK	9/20 BLT	9/27 MIA	10/4 @ PIT	10/19 DEN	10/25 @ KC	11/1 OAK	11/8 @ NYG	11/15 PHI	11/22 @ DEN	11/29 KC	12/6 @ CLV	12/13 @ DAL	12/22 CIN
Points	20	31	13	38	34	7	16	20	23	3	14	23	17	24
1st Qtr	7	7	0	14	7	0	0	0	0	0	0	7	3	3
2nd Qtr	3	14	3	7	10	0	10	7	6	0	7	0	0	10
3rd Qtr	0	7	3	7	7	7	3	0	3	3	7	0	7	0
4th Qtr	10	3	7	10	10	0	3	13	14	0	0	16	7	11
Overtime	0	0	0	0	0	0	0	0	0	0	0	0	0	0
TDs (Ru-P-Ret)	1-1-0	2-2-0	1-0-0	2-3-0	0-2-2	0-1-0	1-0-0	0-2-0	0-2-0	0-0-0	1-1-0	0-3-0	0-2-0	0-2-0
PATs (M/A)	2-2	4-4	1-1	5-5	4-4	1-1	1-1	2-2	2-2	0-0	2-2	2-2	2-2	1-1
2PT Convs (M/A)	0-0	0-0	0-0	0-0	0-0	0-0	0-0	0-0	0-0	0-0	0-0	0-1	0-0	1-1
FGs (M/A)	2-2	1-1	2-2	1-1	2-3	0-1	3-3	2-2	3-3	1-1	0-0	1-2	1-2	3-3
Safeties	0	0	0	0	0	0	0	0	0	0	0	0	0	0
First Downs	19	22	19	32	19	10	13	19	26	14	16	24	22	19
Rushing	8	9	12	11	4	6	8	7	2	6	5	5	9	5
Passing	9	11	7	19	12	3	5	11	22	7	9	18	12	14
Penalty	2	2	0	2	3	1	0	1	2	1	2	1	1	0
3rd Down (M/A)	7-14	4-11	5-12	8-12	9-16	3-15	5-13	5-14	5-13	2-9	3-11	8-16	1-8	7-15
3rd Down Pct	50.00%	36.36%	41.67%	66.67%	56.25%	20.00%	38.46%	35.71%	38.46%	22.22%	27.27%	50.00%	12.50%	46.67%
4th Down (M/A)	1-1	0-0	1-1	1-1	0-0	1-3	1-2	0-1	1-1	0-3	0-1	2-2	1-2	0-0
4th Down Pct	100.00%	0.00%	100.00%	100.00%	0.00%	33.33%	50.00%	0.00%	100.00%	0.00%	0.00%	100.00%	50.00%	0.00%
Red Zone (M/A)	1-3	3-4	1-4	5-5	2-4	1-1	1-2	2-4	2-5	0-4	2-2	3-4	2-4	1-4
Red Zone Pct	33.33%	75.00%	25.00%	100.00%	50.00%	100.00%	50.00%	50.00%	40.00%	0.00%	100.00%	75.00%	50.00%	25.00%
Goal to Go (M/A)	1-1	2-2	0-2	4-4	1-1	0-0	1-1	1-2	1-3	0-2	1-1	2-3	2-3	1-2
Goal to Go Pct	100.00%	100.00%	0.00%	100.00%	100.00%	0.00%	100.00%	50.00%	33.33%	0.00%	100.00%	66.67%	66.67%	50.00%
Total Net Yards	366	311	289	497	328	203	180	304	462	271	284	372	347	407
Total Off. Plays	65	60	63	73	63	61	54	67	71	53	57	69	58	63
Avg. Gain Per Play	5.6	5.2	4.6	6.8	5.2	3.3	3.3	4.5	6.5	5.1	5.0	5.4	6.0	6.5
Net Yards Rushing	148	130	149	177	101	121	99	116	29	115	114	115	108	114
Total Rushing Plays	32	32	31	36	33	30	27	29	13	17	23	22	27	21
Avg. Gain Per Rush	4.6	4.1	4.8	4.9	3.1	4.0	3.7	4.0	2.2	6.8	5.0	5.2	4.0	5.4
Net Yards Passing	218	181	140	320	227	82	81	188	433	156	170	257	239	293
Times Sacked	1	1	1	3	1	5	5	5	2	3	1	2	1	2
Yards Lost on Sacks	7	9	6	19	2	18	28	27	17	25	11	14	10	21
Gross Yards Passing	225	190	146	339	229	100	109	215	450	181	181	271	249	314
Pass Attempts	32	27	31	34	29	26	22	33	56	33	33	45	30	40
Pass Completions	14	18	18	27	20	11	14	25	35	17	20	25	19	27
Completion Pct	43.75%	66.67%	58.06%	79.41%	68.97%	42.31%	63.64%	75.76%	62.50%	51.52%	60.61%	55.56%	63.33%	67.50%
Avg. Gain Per Pass	6.6	6.5	4.4	8.6	7.6	2.6	3.0	4.9	7.5	4.3	5.0	5.5	7.7	7.0
Interceptions	2	1	1	0	0	3	1	0	1	1	1	0	0	1
Fumbles / Fum. Lost	1-1	2-0	1-1	3-1	1-0	0-0	1-0	2-1	0-0	2-2	4-3	1-1	1-0	2-0
Penalties	6	4	7	6	4	7	6	9	9	9	5	4	6	9
Penalty Yards	40	32	39	59	48	41	31	104	70	65	25	30	68	55
Punts	4	4	4	2	4	6	4	5	4	3	4	3	3	5
Gross Punting Average	48.8	41.5	44.5	42.0	44.8	40.2	53.3	35.2	40.0	48.0	40.3	43.7	56.3	46.6
Touchbacks	1	0	0	0	2	1	1	0	0	0	0	1	0	2
Inside20	2	3	1	1	1	3	0	1	2	0	2	1	1	0
Punts Blocked	0	0	0	0	0	1	0	0	0	0	0	0	0	0
Net Punting Average	41.3	41.5	40.8	42.0	15.5	29.0	44.0	35.2	36.8	46.0	40.3	37.3	50.3	37.6
Punt Returns	3	0	1	4	3	1	1	1	3	1	1	1	0	1
Punt Return Yards	36	0	9	28	77	17	9	13	13	10	2	0	0	7
Punt Return Avg.	12.0	0.0	9.0	7.0	25.7	17.0	9.0	13.0	4.3	10.0	2.0	0.0	0.0	7.0
Fair Catches	2	0	0	0	0	3	1	4	1	0	1	0	0	2
Kickoff Returns	4	6	5	4	6	8	5	4	6	3	7	6	4	6
Kickoff Return Yards	67	152	107	83	176	156	145	72	129	87	155	148	93	116
Kickoff Return Avg.	16.8	25.3	21.4	20.8	29.3	19.5	29.0	18.0	21.5	29.0	22.1	24.7	23.3	19.3
Time of Possession	31:37	28:41	32:27	40:20	30:43	27:15	29:31	37:47	29:37	22:08	24:40	30:37	29:55	31:46

San Diego Chargers 2009 Numerical – (as of Dec. 21, 2009)

No.	Name	Pos.	Ht.	Wt.	Age	Exp.	College	How Acq.	GP-GS-DNP-INA ('09)
5	Mike Scifres	P	6-2	221	29	7	Western Illinois	D5-'03	14-0-0-0
6	Charlie Whitehurst	QB	6-4	220	27	4	Clemson	D3-'06	0-0-0-14
7	Billy Volek	QB	6-2	214	33	10	Fresno State	T (TEN)-'06	2-0-12-0
10	Nate Kaeding	K	6-0	187	27	6	Iowa	D3A-'04	14-0-0-0
11	Legedu Naanee	WR	6-2	220	26	3	Boise State	D5-'07	14-1-0-0
17	Philip Rivers	QB	6-5	228	28	6	North Carolina State	T (NYG)-'04	14-14-0-0
20	Antoine Cason	CB	6-0	190	23	2	Arizona	D1-'08	14-1-0-0
21	LaDainian Tomlinson	RB	5-10	221	30	9	Texas Christian	D1-'01	12-12-0-2
22	Jacob Hester	FB	5-11	235	24	2	Louisiana State	D3-'08	14-9-0-0
23	Quentin Jammer	CB	6-0	204	30	8	Texas	D1-'02	14-14-0-0
24	Dante Hughes	CB	5-10	190	24	3	California	FA-'09	0-0-0-8
25	Kevin Ellison	SS	6-1	221	22	R	Southern California	D6-'09	11-7-1-2
27	Paul Oliver	FS	5-10	210	25	3	Georgia	D4 (Supp)-'07	14-3-0-0
28	Steve Gregory	SS	5-11	195	26	4	Syracuse	FA-'06	14-5-0-0
29	Michael Bennett	RB	5-9	207	31	9	Wisconsin	W (TB)-'08	5-0-1-8
31	Antonio Cromartie	CB	6-2	203	25	4	Florida State	D1-'06	14-14-0-0
32	Eric Weddle	FS	5-11	200	24	3	Utah	D2-'07	12-12-0-2
35	Mike Tolbert	FB	5-9	243	24	2	Coastal Carolina	FA-'08	14-1-0-0
41	C.J. Spillman	FS	6-0	196	23	R	Marshall	FA-'09	4-1-0-10
43	Darren Sproles	RB-KR	5-6	185	26	5	Kansas State	D4-'05	14-2-0-0
50	David Binn	LS	6-3	228	37	16	California	FA-'94	14-0-0-0
51	Tim Dobbins	ILB	6-1	246	27	4	Iowa State	D5-'06	12-2-0-2
52	Larry English	OLB	6-2	255	23	R	Northern Illinois	D1-'09	14-1-0-0
53	James Holt	LB	6-2	223	23	R	Kansas	FA-'09	7-0-0-0
54	Stephen Cooper	ILB	6-1	235	30	7	Maine	FA-'03	14-14-0-0
56	Shawne Merriman	OLB	6-4	265	25	5	Maryland	D1A-'05	13-13-0-1
58	Marques Harris	OLB	6-1	245	28	5	Southern Utah	FA-'09	*7-0-0-0
59	Brandon Siler	ILB	6-2	239	24	3	Florida	D7-'07	14-4-0-0
61	Nick Hardwick	C	6-4	295	28	6	Purdue	D3B-'04	1-1-0-13
62	Brandyn Dombrowski	G-T	6-5	323	24	1	San Diego State	FA-'08	14-6-0-0
63	Scott Mruzckowski	C-G	6-5	325	27	5	Bowling Green	D7-'05	14-13-0-0
64	Dennis Norman	C-G	6-5	313	29	9	Princeton	FA-'09	7-0-6-0
65	Louis Vasquez	G	6-5	325	22	R	Texas Tech	D3-'09	12-12-0-2
68	Kris Dielman	G	6-4	320	28	7	Indiana	FA-'03	14-14-0-0
69	Tyronne Green	G	6-2	308	23	R	Auburn	D4B-'09	2-0-4-8
70	Alfonso Boone	DE	6-3	305	33	9	Mt. San Antonio	FA-'09	11-2-0-1
71	Antonio Garay	DT	6-4	320	30	4	Boston College	FA-'09	0-0-0-2
73	Marcus McNeill	T	6-7	336	26	4	Auburn	D2-'06	14-14-0-0
74	Jacques Cesaire	DE	6-2	295	29	7	So. Connecticut State	FA-'03	13-13-0-1
79	Jon Runyan	T	6-7	370	36	14	Michigan	FA-'09	3-0-0-1
80	Malcom Floyd	WR	6-5	225	28	4	Wyoming	FA-'04	14-7-0-0
81	Kassim Osgood	WR	6-5	220	29	7	San Diego State	FA-'03	14-0-0-0
83	Vincent Jackson	WR	6-5	230	26	5	Northern Colorado	D2-'05	14-14-0-0
84	Buster Davis	WR	6-1	210	24	3	Louisiana State	D1-'07	0-0-0-14
85	Antonio Gates	TE	6-4	260	29	7	Kent State	FA-'03	14-14-0-0
86	Brandon Manumaleuna	FB-TE	6-2	295	29	9	Arizona	T (STL)-'06	14-5-0-0
88	Kris Wilson	TE	6-2	245	28	6	Pittsburgh	FA-'08	14-0-0-0
92	Vaughn Martin	DE-DT	6-4	320	23	R	Western Ontario	D4A-'09	8-0-0-6
93	Luis Castillo	DE	6-3	290	26	5	Northwestern	D1B-'05	12-12-0-2
95	Shaun Phillips	OLB	6-3	262	28	6	Purdue	D4-'04	14-14-0-0
96	Travis Johnson	DE-DT	6-3	311	27	5	Florida State	T (HOU)-'09	11-0-0-3
98	Ian Scott	DT	6-3	315	28	7	Florida	FA-'09	10-5-0-0
99	Kevin Burnett	ILB	6-3	240	26	5	Tennessee	UFA (DAL)-'09	10-8-0-4

*includes 4 GP with San Francisco

Reserve-Injured

36	Brandon Hughes	CB	5-11	181	23	R	Oregon State	D5-'09	0-0-0-0
66	Jeromey Clary	T	6-6	320	26	3	Kansas State	D6A-'06	10-10-0-0
76	Jamal Williams	DT	6-3	348	33	12	Oklahoma State	D2 (Supp)-'98	1-1-0-0
82	Demetrius Byrd	WR	6-0	200	23	R	Louisiana State	D7-'09	0-0-0-0
90	Antwan Applewhite	OLB	6-3	246	23	2	San Diego State	FA-'07	1-0-0-3
91	Ogemdi Nwagbuo	DE-DT	6-4	303	23	1	Michigan State	FA-'08	12-5-0-0
94	Jyles Tucker	OLB	6-3	258	26	3	Wake Forest	FA-'07	7-0-0-2
97	Ryon Bingham	DE-DT	6-3	303	28	5	Nebraska	D7A-'04	0-0-0-0

San Diego Chargers 2009 Alpha Roster – (as of Dec. 21, 2009)

No.	Name	Pos.	Ht.	Wt.	Age	Exp.	College	High School	Hometown
29	Bennett, Michael	RB	5-9	207	31	9	Wisconsin	Tech	Milwaukee, Wis.
50	Binn, David	LS	6-3	228	37	16	California	San Mateo	San Mateo, Calif.
70	Boone, Alfonso	DE	6-3	305	33	9	Mt. San Antonio	Hill	Saginaw, Mich.
99	Burnett, Kevin	ILB	6-3	240	26	5	Tennessee	Dominguez	Compton, Calif.
20	Cason, Antoine	CB	6-0	190	23	2	Arizona	Los Alamitos	Long Beach, Calif.
93	Castillo, Luis	DE	6-3	290	26	5	Northwestern	Garfield	Garfield, N.J.
74	Cesaire, Jacques	DE	6-2	295	29	7	So. Connecticut St.	Gardner	Gardner, Mass.
54	Cooper, Stephen	ILB	6-1	235	30	7	Maine	Wareham	Wareham, Mass.
31	Cromartie, Antonio	CB	6-2	203	25	4	Florida State	Lincoln	Tallahassee, Fla.
84	Davis, Buster	WR	6-1	210	24	3	Louisiana State	Walker	New Orleans, La.
68	Dielman, Kris	G	6-4	320	28	7	Indiana	Troy	Troy, Ohio
51	Dobbins, Tim	ILB	6-1	246	27	4	Iowa State	Glenclyff	Nashville, Tenn.
62	Dombrowski, Brandy	G-T	6-5	323	24	1	San Diego State	Green Valley	Henderson, Nev.
25	Ellison, Kevin	SS	6-1	221	22	R	Southern California	Redondo Union	Redondo Beach, Calif.
52	English, Larry	OLB	6-2	255	23	R	Northern Illinois	Marmion Military Academy	Aurora, Ill.
80	Floyd, Malcom	WR	6-5	225	28	4	Wyoming	River City	Sacramento, Calif.
71	Garay, Antonio	DT	6-4	320	30	4	Boston College	Rahway	Rahway, N.J.
85	Gates, Antonio	TE	6-4	260	29	7	Kent State	Central	Detroit, Mich.
28	Gregory, Steve	SS	5-11	195	26	4	Syracuse	Curtis	Staten Island, N.Y.
69	Green, Tyronne	G	6-2	308	23	R	Auburn	Woodham	Pensacola, Fla.
61	Hardwick, Nick	C	6-4	295	28	6	Purdue	Lawrence North	Indianapolis, Ind.
58	Harris, Marques	OLB	6-1	245	28	5	Southern Utah	Grand Junction	Grand Junction, Colo.
22	Hester, Jacob	FB	5-11	235	24	2	Louisiana State	Evangel Christian	Shreveport, La.
53	Holt, James	LB	6-2	223	23	R	Kansas	Altus	Altus, Okla.
24	Hughes, Dante	CB	5-10	190	24	3	California	Crenshaw	Los Angeles, Calif.
83	Jackson, Vincent	WR	6-5	230	26	5	Northern Colorado	Widefield	Colorado Springs, Colo.
23	Jammer, Quentin	CB	6-0	204	30	8	Texas	Angleton	Angleton, Tex.
96	Johnson, Travis	DE-DT	6-3	311	27	5	Florida State	Notre Dame	Sherman Oaks, Calif.
10	Kaeding, Nate	K	6-0	187	27	6	Iowa	West	Iowa City, Iowa
86	Manumaleuna, Brandon	FB-TE	6-2	295	29	9	Arizona	Narbonne	Torrance, Calif.
92	Martin, Vaughn	DE-DT	6-4	320	23	R	Western Ontario	South Secondary	London, Ontario
73	McNeill, Marcus	T	6-7	336	26	4	Auburn	Cedar Grove	Ellenwood, Ga.
56	Merriman, Shawne	OLB	6-4	265	25	5	Maryland	Frederick Douglass	Upper Marlboro, Md.
63	Mruczkowski, Scott	C-G	6-5	325	27	5	Bowling Green	Benedictine	Garfield Heights, Ohio
11	Naanee, Legedu	WR	6-2	220	26	3	Boise State	Franklin	Portland, Ore.
64	Norman, Dennis	C-G	6-5	313	29	9	Princeton	Cherokee	Marlton, N.J.
27	Oliver, Paul	FS	5-10	210	25	3	Georgia	Harrison	Kennesaw, Ga.
81	Osgood, Kassim	WR	6-5	220	29	7	San Diego State	North Salinas	Salinas, Calif.
95	Phillips, Shaun	OLB	6-3	262	28	6	Purdue	Willingboro	Willingboro, N.J.
17	Rivers, Philip	QB	6-5	228	28	6	North Carolina State	Athens	Athens, Ala.
79	Runyan, Jon	T	6-7	330	36	14	Michigan	Carman-Ainsworth	Flint, Mich.
5	Scifres, Mike	P	6-2	221	29	7	Western Illinois	Destrehan	Destrehan, La.
98	Scott, Ian	DT	6-3	315	28	7	Florida	Gainesville	Gainesville, Fla.
59	Siler, Brandon	ILB	6-2	239	24	3	Florida	Evans	Orlando, Fla.
41	Spillman, C.J.	FS	6-0	196	23	R	Marshall	Central	Louisville, Ky.
43	Sproles, Darren	RB-KR	5-6	185	26	5	Kansas State	Olathe North	Olathe, Kan.
35	Tolbert, Mike	FB	5-9	243	24	2	Coastal Carolina	Douglas County	Douglasville, Ga.
21	Tomlinson, LaDainian	RB	5-10	221	30	9	Texas Christian	University	Waco, Tex.
65	Vasquez, Louis	G	6-5	325	22	R	Texas Tech	Corsicana	Corsicana, Tex.
7	Volek, Billy	QB	6-2	214	33	10	Fresno State	Clovis West	Fresno, Calif.
32	Weddle, Eric	FS	5-11	200	24	3	Utah	Alta Loma	Alta Loma, Calif.
6	Whitehurst, Charlie	QB	6-4	220	27	4	Clemson	Chattahoochee	Alpharetta, Ga.
88	Wilson, Kris	TE	6-2	245	28	6	Pittsburgh	J.P. McCaskey	Lancaster, Pa.
Reserve-Injured									
90	Applewhite, Antwan	OLB	6-3	246	23	2	San Diego State	Narbonne	Los Angeles, Calif.
97	Bingham, Ryon	DE-DT	6-3	303	28	5	Nebraska	Alta	Sandy, Utah
82	Byrd, Demetrius	WR	6-0	200	23	R	Louisiana State	Central	Miami, Fla.
66	Clary, Jeromey	T	6-6	320	26	3	Kansas State	Mansfield	Mansfield, Tex.
36	Hughes, Brandon	CB	5-11	181	23	R	Oregon State	Bloomington	Bloomington, Ill.
91	Nwagbuo, Ogemdi	DE-DT	6-4	303	23	1	Michigan State	Mt. Miguel	Spring Valley, Calif.
94	Tucker, Jyles	OLB	6-3	258	26	3	Wake Forest	Morristown Beard	Dover, N.J.
76	Williams, Jamal	DT	6-3	348	33	12	Oklahoma State	Archbishop Carroll	Washington, D.C.

San Diego Chargers 2009 Roster by Position – (as of Dec. 21, 2009)

Quarterbacks – (3)		Pos.	Ht.	Wt.	Age	Exp.	College	How Acq.	GP-GS-DNP-INA ('08)
6	Charlie Whitehurst	QB	6-4	220	27	4	Clemson	D3-'06	0-0-0-14
7	Billy Volek	QB	6-2	214	33	10	Fresno State	T (TEN)-'06	2-0-12-0
17	Philip Rivers	QB	6-5	228	28	6	North Carolina State	T (NYG)-'04	14-14-0-0
Running Backs – (3)									
21	LaDainian Tomlinson	RB	5-10	221	30	9	Texas Christian	D1-'01	12-12-0-2
29	Michael Bennett	RB	5-9	207	31	9	Wisconsin	W (TB)-'08	5-0-1-8
43	Darren Sproles	RB-KR	5-6	185	26	5	Kansas State	D4-'05	14-2-0-0
Fullback – (2)									
22	Jacob Hester	FB	5-11	235	24	2	Louisiana State	D3-'08	14-9-0-0
35	Mike Tolbert	FB	5-9	243	24	2	Coastal Carolina	FA-'08	14-1-0-0
Wide Receivers – (5)									
11	Legedu Naanee	WR	6-2	220	26	3	Boise State	D5-'07	14-1-0-0
80	Malcom Floyd	WR	6-5	225	28	4	Wyoming	FA-'04	14-7-0-0
81	Kassim Osgood	WR	6-5	220	29	7	San Diego State	FA-'03	14-0-0-0
83	Vincent Jackson	WR	6-5	230	26	5	Northern Colorado	D2-'05	14-14-0-0
84	Buster Davis	WR	6-1	210	24	3	Louisiana State	D1-'07	0-0-0-14
Tight Ends – (3)									
85	Antonio Gates	TE	6-4	260	29	7	Kent State	FA-'03	14-14-0-0
86	Brandon Manumaleuna	FB-TE	6-2	295	29	9	Arizona	T (STL)-'06	14-5-0-0
88	Kris Wilson	TE	6-2	245	28	6	Pittsburgh	FA-'08	14-0-0-0
Offensive Linemen – (9)									
61	Nick Hardwick	C	6-4	295	28	6	Purdue	D3B-'04	1-1-0-13
62	Brandyn Dombrowski	G-T	6-5	323	24	1	San Diego State	FA-'08	14-6-0-0
63	Scott Mruzckowski	C-G	6-5	325	27	5	Bowling Green	D7-'05	14-13-0-0
64	Dennis Norman	C-G	6-5	313	29	9	Princeton	FA-'09	7-0-6-0
65	Louis Vasquez	G	6-5	325	22	R	Texas Tech	D3-'09	12-12-0-2
68	Kris Dielman	G	6-4	320	28	7	Indiana	FA-'03	14-14-0-0
69	Tyronne Green	G	6-2	308	23	R	Auburn	D4B-'09	2-0-4-8
73	Marcus McNeill	T	6-7	336	26	4	Auburn	D2-'06	14-14-0-0
79	Jon Runyan	T	6-7	370	36	14	Michigan	FA-'09	3-0-0-1
Defensive Linemen – (7)									
70	Alfonso Boone	DE	6-3	305	33	9	Mt. San Antonio	FA-'09	11-2-0-1
71	Antonio Garay	DT	6-4	320	30	4	Boston College	FA-'09	0-0-0-2
74	Jacques Cesaire	DE	6-2	295	29	7	So. Connecticut State	FA-'03	13-13-0-1
92	Vaughn Martin	DE-DT	6-4	320	23	R	Western Ontario	D4A-'09	8-0-0-6
93	Luis Castillo	DE	6-3	290	26	5	Northwestern	D1B-'05	12-12-0-2
96	Travis Johnson	DE-DT	6-3	311	27	5	Florida State	T (HOU)-'09	11-0-0-3
98	Ian Scott	DT	6-3	315	28	7	Florida	FA-'09	10-5-0-0
Linebackers – (9)									
51	Tim Dobbins	ILB	6-1	246	27	4	Iowa State	D5-'06	12-2-0-2
52	Larry English	OLB	6-2	255	23	R	Northern Illinois	D1-'09	14-1-0-0
53	James Holt	LB	6-2	223	23	R	Kansas	FA-'09	7-0-0-0
54	Stephen Cooper	ILB	6-1	235	30	7	Maine	FA-'03	14-14-0-0
56	Shawne Merriman	OLB	6-4	265	25	5	Maryland	D1A-'05	13-13-0-1
58	Marques Harris	OLB	6-1	245	28	5	Southern Utah	FA-'09	*7-0-0-0
59	Brandon Siler	ILB	6-2	239	24	3	Florida	D7-'07	14-4-0-0
95	Shaun Phillips	OLB	6-3	262	28	6	Purdue	D4-'04	14-14-0-0
99	Kevin Burnett	ILB	6-3	240	26	5	Tennessee	UFA (DAL)-'09	10-8-0-4
* includes 4 GP for San Francisco									
Cornerbacks – (4)									
20	Antoine Cason	CB	6-0	190	23	2	Arizona	D1-'08	14-1-0-0
23	Quentin Jammer	CB	6-0	204	30	8	Texas	D1-'02	14-14-0-0
24	Dante Hughes	CB	5-10	190	24	3	California	FA-'09	0-0-0-8
31	Antonio Cromartie	CB	6-2	203	25	4	Florida State	D1-'06	14-14-0-0
Safeties – (5)									
25	Kevin Ellison	SS	6-1	221	22	R	Southern California	D6-'09	11-7-1-2
27	Paul Oliver	FS	5-10	210	25	3	Georgia	D4 (Supp)-'07	14-3-0-0
28	Steve Gregory	SS	5-11	195	26	4	Syracuse	FA-'06	14-5-0-0
32	Eric Weddle	FS	5-11	200	24	3	Utah	D2-'07	12-12-0-2
41	C.J. Spillman	FS	6-0	196	23	R	Marshall	FA-'09	4-1-0-10
Specialists – (3)									
5	Mike Scifres	P	6-2	221	29	7	Western Illinois	D5-'03	14-0-0-0
10	Nate Kaeding	K	6-0	187	27	6	Iowa	D3A-'04	14-0-0-0
50	David Binn	LS	6-3	228	37	16	California	FA-'94	14-0-0-0

San Diego Chargers 2009 Coaching Staff

Head Coach	Norv Turner
Offensive Coordinator	Clarence Shelmon
Defensive Coordinator	Ron Rivera
Tight Ends & Assistant Head Coach.....	Rob Chudzinski
Special Teams	Steve Crosby
Assistant Secondary	Cris Dishman
Offensive Line.....	Hal Hunter
Defensive Line	Don Johnson
Wide Receivers	Charlie Joiner
Linebackers.....	John Pagano
Quarterbacks.....	John Ramsdell
Offensive Line.....	Mike Sullivan
Secondary	Steven Wilks
Assistant Linebackers.....	Greg Williams
Running Backs	Ollie Wilson
Strength and Conditioning.....	Jeff Hurd
Assistant Strength and Conditioning.....	Vernon Stephens
Coaches Assistant	Steve Gera

San Diego Chargers Pronunciation Guide

Antoine (Ann-TWON) **Cason** (KAY-sun) – sounds like Jason

Jacques **Cesaire** (see-ZAIR)

Kris **Dielman** (DEAL-min)

Antonio **Garay** (Guh-RAY)

Tyrone (TIE-rone) Green

Marques (Marcus) Harris

Dante (DAWN-tay) Hughes

Quentin (KWEN-tin) Jammer

Nate **Kaeding** (KAY-ding)

Brandon **Manumaleuna** (mah-nu-mah-lee-oo-nuh)

Scott **Mruczkowski** (merch-COW-ski)

Legedu (LEG-a-doo) **Naanee** (Nah-NAY)

Kassim (Kuh-SIM) Osgood

Jon **Runyan** (RUN-yin)

Mike **Scifres** (SIGH-fres)

Brandon **Siler** (SIGH-ler)

Louis (LEW-iss) **Vasquez** (VAS-kez)

San Diego Chargers Team Captains

Offense: **Philip Rivers** and **LaDainian Tomlinson**

Defense: **Stephen Cooper**

Special Teams: **Kassim Osgood**

San Diego Chargers 2009 Depth Chart

(as of Dec. 21, 2009)

OFFENSE

WR	80	MALCOM FLOYD	81	Kassim Osgood		
LT	73	MARCUS McNEILL	62	Brandyn Dombrowski		
LG	68	KRIS DIELMAN	62	Brandyn Dombrowski	69	Tyronne Green
C	63	SCOTT MRUCZKOWSKI	64	Dennis Norman	61	Nick Hardwick
RG	65	LOUIS VASQUEZ	62	Brandyn Dombrowski	69	Tyronne Green
RT	62	BRANDYN DOMBROWSKI	79	Jon Runyan		
TE	85	ANTONIO GATES	86	Brandon Manumaleuna	88	Kris Wilson
WR	83	VINCENT JACKSON	11	Legedu Naanee	84	Buster Davis
QB	17	PHILIP RIVERS	7	Billy Volek	6	Charlie Whitehurst
FB	22	JACOB HESTER	35	Mike Tolbert		
FB	86	BRANDON MANUMALEUNA				
RB	21	LaDAINIAN TOMLINSON	43	Darren Sproles	29	Michael Bennett

DEFENSE

DE	74	JACQUES CESAIRE	70	Alfonso Boone		
DT	98	IAN SCOTT	92	Vaughn Martin	71	Antonio Garay
DE	93	LUIS CASTILLO	96	Travis Johnson		
OLB	95	SHAUN PHILLIPS	53	James Holt		
ILB	54	STEPHEN COOPER	51	Tim Dobbins		
ILB	59	BRANDON SILER	99	Kevin Burnett	53	James Holt
OLB	56	SHAWNE MERRIMAN	52	Larry English	58	Marques Harris
LCB	23	QUENTIN JAMMER	20	Antoine Cason		
RCB	31	ANTONIO CROMARTIE	24	Dante Hughes		
SS	25	KEVIN ELLISON	28	Steve Gregory		
FS	32	ERIC WEDDLE	27	Paul Oliver	41	C.J. Spillman

SPECIAL TEAMS

P	5	MIKE SCIFRES				
K	10	NATE KAEDING				
H	5	MIKE SCIFRES	32	Eric Weddle		
LS	50	DAVID BINN	59	Brandon Siler		
KR	43	DARREN SPROLES	31	Antonio Cromartie	22	Jacob Hester
PR	43	DARREN SPROLES	31	Antonio Cromartie		

San Diego Chargers 2009 Practice Squad – (as of Dec. 21, 2009)

No.	Name	Pos.	Ht.	Wt.	Age	Exp.	College	How Acq.	GP-GS-DNP-INA ('09)
12	Gary Banks	WR	6-0	193	28	1	Troy	FA-'08	0-0-0-0
26	Simeon Castille	CB	6-0	195	24	2	Alabama	FA-'09	1-0-0-0
34	Billy Latsko	FB	5-10	233	25	1	Florida	FA-'08	0-0-2-5
46	Darry Beckwith	ILB	6-0	234	22	R	Louisiana State	FA-'09	0-0-0-0
67	Joe Toledo	G-T	6-5	330	27	3	Washington	FA-'09	0-0-0-0
72	Derrick Jones	DE	6-4	315	N/A	1	Grand Valley State	FA-'09	0-0-0-0
75	Corey Clark	T	6-5	325	25	2	Texas A&M	D7-'08	1-0-0-0
78	Andre Coleman	DE	6-3	287	25	1	Albany	FA-'07	2-0-0-0

SAN DIEGO CHARGERS 2009 TRANSACTIONS

1/7	Eric Bakhtiari (LB).....signed	Roderiquis Smith (WR).....signed	
1/16	Gary Banks (WR).....signed	Kory Sperry (TE).....signed	
	Eldra Buckley (RB).....signed	C.J. Spillman (S).....signed	
	Andre Coleman (DE).....signed	Jeremiah Wurzbacher (TE).....signed	
	Grant Mason (CB).....signed	5/11	Jeremiah Wurzbacher (TE).....waived
	Ogemdi Nwagbuo (DT).....signed	5/15	Malcom Floyd (WR).....signed
	DeJuan Tribble (CB).....signed	5/18	Tripp Chandler (TE).....signed
1/26	Brandyn Dombrowski (G).....signed		Truman Spencer (P).....signed
2/5	Drew Mormino (C).....signed	6/19	Brandon Hughes (CB).....signed
2/18	Darren Sproles (RB).....designated Franchise Player	6/24	Sam Allen (G).....waived
2/26	Eldra Buckley (RB).....waived		Ramarcus Brown (CB).....waived
	Mike Goff (G).....free agent - not offered contract		Jeremy Childs (WR).....waived
	Marques Harris (LB).....free agent - not offered contract		Anthony Felder (LB).....waived
	Jeremy Newberry (G).....free agent - not offered contract	7/23	Curtis Brinkley (RB).....waived
	Igor Olshansky (DE).....free agent - not offered contract	7/24	Curtis Brinkley (RB).....placed on "Reserve-Non-FB Injury"
	Anthony Waters (LB).....waived		Matt Wilhelm (LB).....released
3/12	Kevin Burnett (LB).....signed	7/25	Kestahn Moore (RB).....signed
3/16	Jeromey Clary (T).....signed	7/25	Tripp Chandler (TE).....waived
3/23	Drew Mormino (C).....waived		Anthony Felder (LB).....signed
4/14	Cletis Gordon (CB).....signed		Tyronne Green (C).....signed
4/25	Larry English (LB).....Drafted 1		Gartrell Johnson (RB).....signed
4/26	Louis Vasquez (G).....Drafted 3		Vaughn Martin (DT).....signed
	Vaughn Martin (DT).....Drafted 4		Louis Vasquez (G).....signed
	Tyronne Green (C).....Drafted 4	7/30	Kevin Ellison (S).....signed
	Gartrell Johnson (RB).....Drafted 4	8/2	Charles Davis (TE).....signed
	Brandon Hughes (CB).....Drafted 5		Larry English (LB).....signed
	Kevin Ellison (S).....Drafted 6	8/5	Simeon Castille (CB).....signed
	Demetrius Byrd (WR).....Drafted 7		Bill Rentmeester (FB).....waived
4/27	Scott Chandler (TE).....waived	8/6	Antonio Smith (CB).....signed
	DeJuan Tribble (CB).....waived	8/13	Ray Feinga (G).....signed
4/28	Grant Mason (CB).....waived	8/14	Ben Muth (G).....waived
	Darren Sproles (RB).....signed	8/22	Wopamo Osaisai (CB).....waived
5/1	Sam Allen (G).....signed	8/24	Philip Rivers (QB).....signed extension
	Darry Beckwith (LB).....signed	8/25	Cletis Gordon (CB).....waived
	Curtis Brinkley (RB).....signed	8/31	Demetrius Byrd (WR).....signed
	Ramarcus Brown (CB).....signed		Greg Carr (WR).....waived
	Greg Carr (WR).....signed		Dan Gay (T).....waived
	Jeremy Childs (WR).....signed		Travis Johnson (DT).....traded from Houston Texans
	Anthony Felder (LB).....signed		Roderiquis Smith (WR).....waived
	Dan Gay (T).....signed	9/1	Demetrius Byrd (WR).....placed on "Reserve-Injured"
	James Holt (LB).....signed		Anthony Felder (LB).....waived
	Rashaad Jackson (DT).....signed		Brandon Hughes (CB).....placed on "Reserve-Injured"
	Charly Martin (WR).....signed	9/5	Eric Bakhtiari (LB).....waived
	Ryan McDonald (C).....signed		Gary Banks (WR).....waived
	Ben Muth (G).....signed		Darry Beckwith (LB).....waived
	Wopamo Osaisai (CB).....signed		Ryon Bingham (DE-DT).....placed on "Reserve-Injured"
	Bill Rentmeester (FB).....signed		Simeon Castille (CB).....waived

	Corey Clark (T)waived	11/18	Gerald Cadogan (T)signed to practice squad
	Andre Coleman (DE)waived		Corey Clark (T)signed to active roster
	Charles Davis (TE)waived		Jyles Tucker (LB)placed on "Reserve-Injured"
	Ray Feinga (G)waived	11/25	Jeromey Clary (T)placed on "Reserve-Injured"
	Kynan Forney (G)released		Jon Runyan (T)signed
	Keith Grennan (DE)waived	12/1	Corey Clark (T)waived
	James Holt (LB)waived		Derrick Jones (DE)signed to practice squad
	Rashaad Jackson (DT)waived		Jeremy Leman (OLB)waived from practice squad
	Billy Latsko (FB)waived	12/2	Marques Harris (OLB)signed
	Charly Martin (WR)waived	12/3	Corey Clark (T)signed to practice squad
	Ryan McDonald (C)waived		Gerald Cadogan (T)waived from practice squad
	Kestahn Moore (RB)waived	12/9	Antonio Garay (DT)signed
	Ian Scott (DT)released		Ogemdi Nwagbuo (DT)placed on "Reserve-Injured"
	L.J. Shelton (T)released		
	Antonio Smith (CB)waived		
	Truman Spencer (P)waived		
	Kory Sperry (TE)waived		
9/7	Gary Banks (WR)signed to practice squad		
	Darry Beckwith (LB)signed to practice squad		
	Simeon Castille (CB)signed to practice squad		
	Corey Clark (T)signed to practice squad		
	Andre Coleman (DE)signed to practice squad		
	James Holt (LB)signed to practice squad		
	Billy Latsko (FB)signed to practice squad		
9/14	Andre Coleman (DE)signed from practice squad		
	Gartrell Johnson (RB)waived		
9/15	Andre Coleman (DE)waived		
9/16	Dennis Norman (C-G)signed		
9/17	Andre Coleman (DE)re-signed to practice squad		
9/19	Andre Coleman (DE)signed to active roster		
	Jamal Williams (DT)placed on "Reserve-Injured"		
9/20	Alphonso Boone (DE)signed		
	Andre Coleman (DE)waived		
9/24	Andre Coleman (DE)re-signed to practice squad		
10/14	Clinton Hart (SS)released		
	Ian Scott (DT)signed		
10/20	Antwan Applewhite (LB)placed on "Reserve-Injured"		
	Dante Hughes (CB)signed		
10/24	Simeon Castille (CB)signed from practice squad		
	Dante Hughes (CB)waived		
10/27	Simeon Castille (CB)waived		
	Dante Hughes (CB)signed		
	Ryan McDonald (C)placed on PS "Reserve-Injured"		
	Joe Toledo (G-T)signed to practice squad		
10/29	Simeon Castille (CB)signed to practice squad		
11/2	Chris Chambers (WR)waived		
11/3	James Holt (LB)signed from practice squad		
11/4	Jeremy Leman (LB)signed to practice squad		

2009 STARTING LINEUPS

OFFENSE		WR	LT	LG	C	RG	RT	TE	WR	QB	FB	RB
09/14	at Oakland	Chambers	McNeill	Dielman	Hardwick	Vasquez	Clary	Gates	Jackson	Rivers	Hester	Tomlinson
09/20	Baltimore	Chambers	McNeill	Dielman	Mruczkowski	Dombrowski	Clary	Gates	Jackson	Rivers	Hester	Sproles
09/27	Miami	Chambers	McNeill	Dielman	Mruczkowski	Dombrowski	Clary	Gates	Jackson	Rivers	Hester	Sproles
10/04	at Pittsburgh	Chambers	McNeill	Dielman	Mruczkowski	Vasquez	Clary	Gates	Jackson	Rivers	Hester	Tomlinson
10/19	Denver	Chambers	McNeill	Dielman	Mruczkowski	Vasquez	Clary	Gates	Jackson	Rivers	Hester	Tomlinson
10/25	at Kansas City	Manumaleuna*	McNeill	Dielman	Mruczkowski	Vasquez	Clary	Gates	Jackson	Rivers	Tolbert	Tomlinson
11/01	Oakland	Floyd	McNeill	Dielman	Mruczkowski	Vasquez	Clary	Gates	Jackson	Rivers	Manumaleuna*	Tomlinson
11/08	at NY Giants	Floyd	McNeill	Dielman	Mruczkowski	Vasquez	Clary	Gates	Jackson	Rivers	Naanee+	Tomlinson
11/15	Philadelphia	Floyd	McNeill	Dielman	Mruczkowski	Vasquez	Clary	Gates	Jackson	Rivers	Hester	Tomlinson
11/22	at Denver	Floyd	McNeill	Dielman	Mruczkowski	Vasquez	Clary	Gates	Jackson	Rivers	Hester	Tomlinson
11/29	Kansas City	Manumaleuna*	McNeill	Dielman	Mruczkowski	Vasquez	Dombrowski	Gates	Jackson	Rivers	Hester	Tomlinson
12/6	at Cleveland	Floyd	McNeill	Dielman	Mruczkowski	Vasquez	Dombrowski	Gates	Jackson	Rivers	Manumaleuna*	Tomlinson
12/13	at Dallas	Floyd	McNeill	Dielman	Mruczkowski	Vasquez	Dombrowski	Gates	Jackson	Rivers	Manumaleuna*	Tomlinson
12/20	Cincinnati	Floyd	McNeill	Dielman	Mruczkowski	Vasquez	Dombrowski	Gates	Jackson	Rivers	Hester	Tomlinson

* - denotes Tight End + - denotes Wide Receiver

DEFENSE		DE	NT	DE	OLB	ILB	ILB	OLB	CB	CB	SS	FS
09/14	at Oakland	Cason	Williams	Castillo	Phillips	Cooper	Burnett	Merriman	Jammer	Cromartie	Gregory	Weddle
09/20	Baltimore	Cesaire	Nwagbuo	Castillo	Phillips	Cooper	Burnett	Merriman	Jammer	Cromartie	Hart	Weddle
09/27	Miami	Cesaire	Nwagbuo	Castillo	Phillips	Cooper	Burnett	Merriman	Jammer	Cromartie	Hart	Weddle
10/04	at Pittsburgh	Cesaire	Nwagbuo	Castillo	Phillips	Cooper	Burnett	Merriman	Jammer	Cromartie	Hart	Weddle
10/19	Denver	Cesaire	Nwagbuo	Castillo	Phillips	Cooper	Burnett	Merriman	Jammer	Cromartie	Ellison	Weddle
10/25	at Kansas City	Cesaire	Nwagbuo	Castillo	Phillips	Cooper	Dobbins	Merriman	Jammer	Cromartie	Ellison	Weddle
11/01	Oakland	Cesaire	Oliver^	Castillo	Phillips	Cooper	Dobbins	Merriman	Jammer	Cromartie	Gregory	Weddle
11/08	at NY Giants	Cesaire	Scott	Castillo	Phillips	Cooper	Siler	Merriman	Jammer	Cromartie	Ellison	Weddle
11/15	Philadelphia	Cesaire	Scott	Castillo	Phillips	Cooper	Siler	Merriman	Jammer	Cromartie	Ellison	Weddle
11/22	at Denver	Cesaire	Oliver^	Castillo	Phillips	Cooper	Burnett	Merriman	Jammer	Cromartie	Gregory	Weddle
11/29	Kansas City	Cesaire	Scott	Boone	Phillips	Cooper	Siler	Merriman	Jammer	Cromartie	Ellison	Weddle
12/6	at Cleveland	Cesaire	Scott	Boone	Phillips	Cooper	Burnett	English	Jammer	Cromartie	Ellison	Gregory
12/13	at Dallas	Cesaire	Oliver^	Castillo	Phillips	Cooper	Burnett	Merriman	Jammer	Cromartie	Gregory	Spillman
12/20	Cincinnati	Cesaire	Scott	Castillo	Phillips	Cooper	Siler	Merriman	Jammer	Cromartie	Ellison	Weddle

^ - denotes safety

HOW THEY WERE BUILT

College Draft (27): Antoine Cason (1), Luis Castillo (1), Antonio Cromartie (1), Buster Davis (1), Larry English (1), Quentin Jammer (1), Shawne Merriman (1), LaDainian Tomlinson (1), Vincent Jackson (2), Marcus McNeill (2), Eric Weddle (2), Nick Hardwick (3), Jacob Hester (3), Nate Kaeding (3), Louis Vasquez (3), Charlie Whitehurst (3), Tyronne Green (4), Vaughn Martin (4), Paul Oliver (4), Shaun Phillips (4), Darren Sproles (4), Tim Dobbins (5), Legedu Naanee (5), Mike Scifres (5), Kevin Ellison (6), Scott Mruzckowski (7), Brandon Siler (7)

Unrestricted Free Agents (1): Kevin Burnett (Dallas)

Free Agents (20): David Binn, Alfonso Boone, Simeon Castille, Jacques Cesaire, Stephen Cooper, Kris Dielman, Brandyn Dombrowski, Malcom Floyd, Antonio Garay, Antonio Gates, Steve Gregory, Marques Harris, James Holt, Dennis Norman, Kassim Osgood, Jon Runyan, Ian Scott C.J. Spillman, Mike Tolbert, Kris Wilson

Waivers (1): Michael Bennett (Tampa Bay)

Trades (4): Travis Johnson (Houston), Brandon Manumaleuna (St. Louis), Philip Rivers (New York Giants), Billy Volek (Tennessee)

	NFL Experience					How They Came to the NFL			
	Team	Off.	Def.	Spec.		Team	Off.	Def.	Spec.
Rookies	7	2	5	0	1st Round	11	4	7	0
1st Year	1	1	0	0	2nd Round	4	2	2	0
2nd Year	4	2	2	0	3rd Round	5	4	0	1
3rd Year	6	3	3	0	4th Round	8	4	4	0
4th Year	6	2	4	0	5th Round	3	1	1	1
5th Year	8	3	5	0	6th Round	2	0	2	0
6th Year	5	3	1	1	7th Round	4	2	2	0
7th Year	7	3	3	1	Free Agents	16	8	7	1
8th Year	1	0	1	0	Totals	53	25	25	3
9th Year	5	4	1	0					
10th Year	1	1	0	0					
14th Year	1	1	0	0					
16th Year	1	0	0	1					
Totals	53	25	25	3					

When They Came to the Chargers

1994	—	1
2001	—	1
2002	—	1
2003	—	6
2004	—	5
2005	—	5
2006	—	7
2007	—	5
2008	—	6
2009	—	16
Total	—	53

Last Transaction: Ogemdi Nwagbuo (DL) placed on "Reserve-Injured" and Antonio Garay (DT) signed — Dec. 9, 2009

Individual Records — as of Dec. 21, 2009

POINTS

Most, Career

1,076 John Carney, 1990-00
 906 LaDainian Tomlinson, 2001-09
 766 Rolf Benirschke, 1977-86

Most, Season

186 LaDainian Tomlinson, 2006
 136 Nate Kaeding, 2006
 135 John Carney, 1994

Most, Season, Rookie

114 Nate Kaeding, 2004
 106 Dennis Partee, 1968
 94 Herb Travenio, 1965

Most, Game

30 Kellen Winslow at Oakland, Nov. 22, 1981
 24 (8 times), Last: LaDainian Tomlinson vs. Oakland, Oct. 14, 2007
 18 (30 times), Last: LaDainian Tomlinson vs. Denver, Dec. 28, 2008

TOUCHDOWNS

Most Seasons Leading League

3 Lance Alworth, 1964, 1965, 1966
 1 LaDainian Tomlinson, 2006

Most, Career

151 LaDainian Tomlinson, 2001-09
 83 Lance Alworth, 1962-70
 58 Gary Garrison, 1966-76

Most, Season

31 LaDainian Tomlinson, 2006
 20 LaDainian Tomlinson, 2005
 19 Chuck Muncie, 1981

Most, Game

5 Kellen Winslow at Oakland, Nov. 22, 1981
 4 (8 times), Last: LaDainian Tomlinson vs. Oakland, Oct. 14, 2007
 3 (30 times), Last: LaDainian Tomlinson vs. Denver, Dec. 28, 2008

Most Consecutive Games

18 LaDainian Tomlinson, 2004-05
 10 LaDainian Tomlinson, 2006
 9 Natrone Means, 1993-94
 Lance Alworth, 1963, 1964

POINTS AFTER TOUCHDOWN

Most, Career

328 Rolf Benirschke, 1977-86
 295 Nate Kaeding, 2004-09
 293 John Carney, 1990-00

Most, Season

58 Nate Kaeding, 2006
 55 Rolf Benirschke, 1981
 54 Nate Kaeding, 2004

Most, Game

7 (5 times), Last: Nate Kaeding at Cincinnati, Nov. 12, 2006
 6 (26 times), Last: Nate Kaeding vs. Denver, Dec. 28, 2008
 5 (40 times), Last: Nate Kaeding vs. Kansas City, Nov. 29, 2009

Most Consecutive

250 Nate Kaeding, 2004-09
 87 Rolf Benirschke, 1983-86
 76 John Carney, 1991-93

Most Attempts, Career

352 Rolf Benirschke, 1977-86
 298 John Carney, 1990-00
 297 Nate Kaeding, 2004-09

Most Attempts, Season

61 Rolf Benirschke, 1981
 58 Nate Kaeding, 2006
 55 Nate Kaeding, 2004
 Bob Thomas, 1985

Most Attempts, Game

8 Bob Thomas vs. Pittsburgh, Dec. 8, 1985
 Rolf Benirschke at Oakland, Nov. 22, 1981
 7 (5 times), Last: Nate Kaeding at Cincinnati, Nov. 12, 2006
 6 (35 times), Last: Nate Kaeding vs. Denver, Dec. 28, 2008

TWO-POINT CONVERSIONS

Most, Career

3 Ronnie Harmon, 1990-95
 2 Dave Kocourek, 1960-65
 1 (16 times), Last: Darren Sproles, 2008

Most, Season

3 Ronnie Harmon, 1994
 1 (18 times), Last: Darren Sproles, 2008

Most, Game

1 (21 times), Last: Darren Sproles at Oakland, Sept. 28, 2008

FIELD GOALS

Most, Career

261 John Carney, 1990-00
 147 Nate Kaeding, 2004-09
 146 Rolf Benirschke, 1977-86

Most, Season

34 John Carney, 1994
 31 John Carney, 1993, 1999
 29 Nate Kaeding, 2009
 John Carney, 1996

Most, Game

6 (3 times), Last: Greg Davis at Oakland, Oct. 5, 1997
 5 (8 times), Last: Steve Christie vs. Seattle, Dec. 30, 2001
 4 (23 times), Last: Nate Kaeding at Denver, Nov. 22, 2009

Most, Game, No Misses

6 (3 times), Last: Greg Davis at Oakland, Oct. 5, 1997
 5 (7 times), Last: Steve Christie vs. Seattle, Dec. 30, 2001
 4 (16 times), Last: Nate Kaeding at Denver, Nov. 22, 2009

Highest Percentage, Career (min. 100 att.)

.870 Nate Kaeding, 2004-09 (147 of 169)
 .816 John Carney, 1990-00 (261 of 320)
 .702 Rolf Benirschke, 1977-86 (146 of 208)

Highest Percentage, Season (min. 14 att.)

.905 John Carney, 1990 (19 of 21)
 .897 Nate Kaeding, 2006 (26 of 29)
 .895 John Carney, 1994 (34 of 38)

Most Consecutive

29 John Carney, 1992-93
 21 John Carney, 1994
 17 Nate Kaeding, 2009

Most Attempts, Career

320 John Carney, 1990-00
 208 Rolf Benirschke, 1977-86
 169 Nate Kaeding, 2004-09

Most Attempts, Season

40 John Carney, 1993
 38 John Carney, 1994
 36 John Carney, 1996, 1999
 Rolf Benirschke, 1980

Most Attempts, Game

7 Dick Van Raaphorst at N.Y. Jets, Oct. 8, 1966
 6 (6 times), Last: Steve Christie vs. Denver, Dec. 1, 2002
 5 (19 times), Last: Steve Christie at Cleveland, Oct. 19, 2003

Longest

57 Nate Kaeding at Tampa Bay, Dec. 21, 2008
 55 Nate Kaeding vs. Kansas City, Nov. 29, 2009
 54 (4 times), Last: Nate Kaeding at Baltimore, Oct. 1, 2006

RUSHING YARDS

Most Seasons Leading League

2 LaDainian Tomlinson, 2006, 2007
 1 Dick Post, 1968
 Paul Lowe, 1965

Most, Career

12,430 LaDainian Tomlinson, 2001-09
 4,972 Paul Lowe, 1960-68
 4,297 Marion Butts, 1989-93

Most, Season

1,815 LaDainian Tomlinson, 2006
 1,683 LaDainian Tomlinson, 2002
 1,645 LaDainian Tomlinson, 2003

Most, Game

243 LaDainian Tomlinson vs. Oakland, Dec. 28, 2003
 220 LaDainian Tomlinson vs. Denver, Dec. 1, 2002
 217 LaDainian Tomlinson vs. N.E., Sept. 29, 2002
 Gary Anderson vs. Kansas City, Dec. 18, 1988

Longest Run

87t Paul Lowe at Dallas, Sept. 10, 1961
 86t Keith Lincoln at Oakland, Sept. 30, 1962
 85t LaDainian Tomlinson vs. Kansas City, Dec. 17, 2006

RUSHING TOUCHDOWNS

Most Seasons Leading League

3 LaDainian Tomlinson, 2004, 2006, 2007

Most, Career

136 LaDainian Tomlinson, 2001-09
 43 Chuck Muncie, 1980-84

38 Paul Lowe, 1960-67

Most, Season

- 28 LaDainian Tomlinson, 2006
- 19 Chuck Muncie, 1981
- 18 LaDainian Tomlinson, 2005

Most, Game

- 4 (5 times), Last: LaDainian Tomlinson vs. Oakland, Oct. 14, 2007
- 3 (20 times), Last: LaDainian Tomlinson vs. Denver, Dec. 28, 2008
- 2 (101 times), Last: LaDainian Tomlinson vs. Kansas City, Nov. 29, 2009

RUSHING AVERAGE

Highest, Career (minimum 500 att.)

- 4.9 Paul Lowe, 1960-68
- 4.7 Keith Lincoln, 1961-66, 68
- 4.4 LaDainian Tomlinson, 2001-09
- Dick Post, 1967-70

Highest, Season (minimum 100 att.)

- 6.45 Keith Lincoln, 1963
- 6.33 Paul Lowe, 1960
- 5.71 Paul Lowe, 1963

Highest, Game (minimum 10 att.)

- 14.7 Michael Turner at Denver, Oct. 7, 2007
- 13.8 Keith Lincoln at Oakland, Sept. 30, 1962
- 12.7 Keith Lincoln at Kansas City, Oct. 20, 1963

RUSHING ATTEMPTS

Most Seasons Leading League

- 1 Paul Lowe, 1965

Most, Career

- 2,862 LaDainian Tomlinson, 2001-09
- 1,031 Marion Butts, 1989-93
- 1,015 Paul Lowe, 1960-68

Most, Season

- 372 LaDainian Tomlinson, 2002
- 348 LaDainian Tomlinson, 2006
- 343 Natrone Means, 1994

Most, Game

- 39 LaDainian Tomlinson at Oakland, Oct. 20, 2002
- Marion Butts at Kansas City, Dec. 17, 1989
- 37 (3 times), Last: LaDainian Tomlinson at Oakland, Nov. 21, 2004
- 36 LaDainian Tomlinson vs. Wash., Sept. 9, 2001
- Gary Brown at Oakland, Oct. 5, 1997

PASS ATTEMPTS

Most, Career

- 5,604 Dan Fouts, 1973-87
- 3,640 John Hadl, 1962-72
- 2,350 Stan Humphries, 1992-97

Most, Season

- 609 Dan Fouts, 1981
- 589 Dan Fouts, 1980
- 530 Dan Fouts, 1979

Most, Game

- 58 Mark Herrmann at Kansas City, Dec. 22, 1985
- 56 Dan Fouts vs. Miami, Nov. 18, 1984 (OT)
- 54 John Friesz vs. Cleveland, Oct. 20, 1991

PASS COMPLETIONS

Most, Career

- 3,297 Dan Fouts, 1973-1987
- 1,824 John Hadl, 1962-1972
- 1,335 Stan Humphries, 1992-97

Most, Season

- 360 Dan Fouts, 1981
- 348 Dan Fouts, 1980
- 332 Dan Fouts, 1979

Most, Game

- 37 Mark Herrmann at Kansas City, Dec. 22, 1985
- Dan Fouts vs. Miami, Nov. 18, 1984 (OT)
- 35 Drew Brees vs. Miami, Dec. 11, 2005
- 34 Philip Rivers at Kansas City, Dec. 14, 2008
- Doug Flutie vs. Seattle, Dec. 30, 2001

Most Consecutive

- 15 Philip Rivers at Green Bay, Sept. 23, 2007
- Dan Fouts at Cleveland, Sept. 7, 1981
- 14 Drew Brees at N.Y. Jets, Nov. 6 and vs. Buffalo, Nov. 20, 2005
- Jim Harbaugh vs. Denver, Nov. 7, 1999
- 13 (4 times), Last: Philip Rivers at San Francisco, Oct. 15, 2006

COMPLETION PERCENTAGE

Highest, Career (minimum 500 att.)

- .629 Philip Rivers, 2004-09
- .622 Drew Brees, 2001-05
- .588 Dan Fouts, 1973-87

Highest, Season (minimum 140 att.)

- .657 Mark Herrmann, 1985
- .655 Drew Brees, 2004
- .653 Philip Rivers, 2008

Highest, Game (minimum 20 att.)

- .880 Drew Brees vs. Oakland, Oct. 31, 2004
- .864 Drew Brees vs. N.Y. Giants, Sept. 25, 2005
- .848 Drew Brees vs. Buffalo, Nov. 20, 2005

PASSING YARDS

Most Seasons Leading League

- 4 Dan Fouts, 1979, 1980, 1981, 1982
- 3 John Hadl, 1965, 1968, 1971

Most, Career

- 43,040 Dan Fouts, 1973-87
- 26,938 John Hadl, 1962-72
- 16,085 Stan Humphries, 1992-97

Most, Season

- 4,802 Dan Fouts, 1981
- 4,715 Dan Fouts, 1980
- 4,082 Dan Fouts, 1979

Most, Game

- 444 Dan Fouts at San Francisco, Dec. 11, 1982
- Dan Fouts vs. N.Y. Giants, Oct. 19, 1980
- 440 Dan Fouts vs. Seattle, Sept. 15, 1985
- 436 Philip Rivers vs. Baltimore, Sept. 20, 2009
- Dan Fouts vs. L.A. Raiders, Nov. 10, 1985

Most Games 300 Yards or More, Career

- 51 Dan Fouts, 1973-87
- 16 John Hadl, 1962-72
- 14 Philip Rivers, 2004-09

Most Games 300 Yards or More, Season

- 8 Dan Fouts, 1980
- 7 Dan Fouts, 1981, 1985
- 6 Dan Fouts, 1979

Most Consecutive Games, 300 Yards or More

- 4 Dan Fouts, 1980-81, 1979
- 3 Dan Fouts, 1985, 1980
- John Hadl, 1967
- 2 (17 times), Last: Philip Rivers (twice), 2009

Most Games 400 Yards or More, Career

- 6 Dan Fouts, 1973-87
- 1 Philip Rivers, 2009
- Jim Harbaugh, 1999-00

Longest Completion

- 99t Stan Humphries at Seattle, Sept. 18, 1994
- 91t Jack Kemp at Denver, Nov. 12, 1961
- 88t Ed Luther vs. Chicago, Dec. 3, 1984

TOUCHDOWN PASSES

Most Seasons Leading League

- 2 John Hadl, 1968, 1971
- Dan Fouts, 1981, 1982
- 1 Philip Rivers, 2008 (tied with Drew Brees)

Most, Career

- 254 Dan Fouts, 1973-87
- 201 John Hadl, 1962-72
- 103 Philip Rivers, 2004-09

Most, Season

- 34 Philip Rivers, 2008
- 33 Dan Fouts, 1981
- 30 Dan Fouts, 1980

Most, Game

- 6 Dan Fouts at Oakland, Nov. 22, 1981
- 5 (4 times), Last: Drew Brees vs. Oakland, Oct. 31, 2004
- 4 (19 times), Last: Philip Rivers, at Tampa Bay, Dec. 21, 2008

Most Consecutive Games

- 20 Dan Fouts, 1979-80
- 19 John Hadl, 1966-67
- 16 Philip Rivers, 2007-08
- John Hadl, 1967-68

INTERCEPTIONS THROWN

Most Seasons Leading League

1 John Hadl, 1968

Most, Career

242 Dan Fouts, 1973-87
211 John Hadl, 1962-72
73 Stan Humphries, 1992-97

Most, Season

32 John Hadl, 1968
26 John Hadl, 1972
25 John Hadl, 1971
Jack Kemp, 1960

Most, Game

6 Ed Luther vs. Washington, Oct. 31, 1983
John Hadl vs. Kansas City, Dec. 8, 1968
5 (9 times), Last: Craig Whelihan at Seattle, Dec. 13, 1998
4 (31 times), Last: Doug Flutie at Denver, Nov. 11, 2001

Fewest, Season (minimum 150 att.)

3 Ed Luther, 1984 (151 att.)
4 Doug Flutie, 2003 (167 att.)
John Friesz, 1993 (238 att.)
6 Stan Humphries, 1997 (225 att.)

Most Consecutive Attempts, None Intercepted

194 Drew Brees, Oct. 17-Dec. 5, 2004
168 Dan Fouts, Sept. 27-Oct. 25, 1981
159 Stan Humphries, Dec. 19, 1993-Sept. 25, 1994

Lowest Percentage, Season (minimum 150 att.)

.017 John Friesz, 1993
.018 Drew Brees, 2004
.020 Philip Rivers, 2006

PASSER RATING

Most Seasons Leading League

1 Philip Rivers, 2008

Highest, Career (minimum 500 att.)

95.3 Philip Rivers, 2004-09
84.9 Drew Brees, 2001-05
80.2 Dan Fouts, 1973-87

Highest, Season (minimum 300 att.)

105.5 Philip Rivers, 2008
104.8 Drew Brees, 2004
93.3 Dan Fouts, 1982

Highest, Game (minimum 20 att.)

157.1 Dan Fouts at Cleveland, Sept. 7, 1981
153.1 Drew Brees vs. Oakland, Oct. 31, 2004
151.4 Philip Rivers at Denver, Oct. 7, 2007

RECEIVING YARDS

Most Seasons Leading League

3 Lance Alworth, 1965, 1966, 1969

Most, Career

9,584 Lance Alworth, 1962-70
9,203 Charlie Joiner, 1976-86
7,533 Gary Garrison, 1966-76

Most, Season

1,602 Lance Alworth, 1965
1,383 Lance Alworth, 1966
1,340 John Jefferson, 1980

Most, Game

260 Wes Chandler vs. Cincinnati, Dec. 20, 1982
243 Wes Chandler vs. Seattle, Sept. 15, 1985
232 Lance Alworth at Kansas City, Oct. 20, 1963

Average per Catch, Career (minimum 250 rec.)

19.4 Lance Alworth, 1962-70
18.6 Gary Garrison, 1966-76
16.4 Wes Chandler, 1981-87

Average per Catch, Season (minimum 35 rec.)

23.2 Lance Alworth, 1965
22.9 Gary Garrison, 1970
21.2 Gary Garrison, 1968, 1971

Longest Reception

99t Humphries to Martin at Seattle, Sept. 18, 1994
91t Kemp to Lincoln at Denver, Nov. 12, 1961
88t Luther to Duckworth at Chicago, Dec. 3, 1984

RECEPTIONS

Most Seasons Leading League

3 Lance Alworth, 1966, 1968, 1969
2 Kellen Winslow, 1980, 1981

Most, Career

586 Charlie Joiner, 1976-86
541 Kellen Winslow, 1979-87
526 LaDainian Tomlinson, 2001-09

Most, Season

100 LaDainian Tomlinson, 2003
90 Tony Martin, 1995
89 Antonio Gates, 2005
Kellen Winslow, 1980

Most, Game

15 Kellen Winslow at Green Bay, Oct. 7, 1984
14 David Boston at Jacksonville, Oct. 5, 2003
Kellen Winslow vs. Kansas City, Dec. 11, 1983
13 (5 times), Last: Antonio Gates vs. Miami, Dec. 11, 2005

Most Consecutive Games With a Catch

96 Lance Alworth, 1962-69
78 Charlie Joiner, 1978-84
73 Kellen Winslow, 1979-85

RECEIVING TOUCHDOWNS

Most Seasons Leading League

3 Lance Alworth, 1964, 1965, 1966

Most, Career

81 Lance Alworth, 1962-70
58 Gary Garrison, 1966-76
57 Antonio Gates, 2003-09

Most, Season

14 Tony Martin, 1996
Lance Alworth, 1965
13 (5 times), Last: Antonio Gates, 2004
12 Gary Garrison, 1970

Most, Game

5 Kellen Winslow at Oakland, Nov. 22, 1981
4 Lance Alworth at Denver, Dec. 1, 1968
3 (8 times), Last: Antonio Gates vs. Kansas City, Oct. 30, 2005

Most Consecutive Games

9 Lance Alworth, 1963
6 John Jefferson, 1980
Lance Alworth, 1964, 1967
5 Lance Alworth, 1965-66

INTERCEPTIONS BY

Most Seasons Leading League

1 Antonio Cromartie, 2007

Most, Career

42 Gill Byrd, 1983-92
29 Dick Harris, 1960-65
26 Rodney Harrison, 1994-02

Most, Season

10 Antonio Cromartie, 2007
9 Charlie McNeil, 1961
8 (4 times), Last: Ryan McNeil, 2001

Most, Game

3 (11 times), Last: Antonio Cromartie vs. Indianapolis, Nov. 11, 2007
2 (79 times), Last: Stephen Cooper vs. Oakland, Dec. 4, 2008
1 (837 times), Last: Quentin Jammer vs. Kansas City, Nov. 29, 2009

Most Consecutive Games

5 Charlie McNeil, 1961
4 (4 times), Last: Greg Jackson, 1998
3 (18 times), Last: Stephen Cooper, 2008

INTERCEPTION RETURN YARDS

Most Seasons Leading League

1 Charlie McNeil, 1961

Most, Career

546 Gill Byrd, 1983-92
502 Charlie McNeil, 1960-64
477 Kenny Graham, 1964-69

Most, Season

349 Charlie McNeil, 1961
224 Stanley Richard, 1994
166 Vencie Glenn, 1987

Most, Game

177 Charlie McNeil vs. Houston, Sept. 24, 1961
106 Woodrow Lowe vs. Pittsburgh, Nov. 18, 1979
103 Vencie Glenn vs. Denver, Nov. 29, 1987

Longest Return

103t Vencie Glenn vs. Denver, Nov. 29, 1987
102t Donald Frank at L.A. Raiders, Oct. 31, 1993
100t Leslie Duncan vs. Kansas City, Oct. 15, 1967

INTERCEPTION RETURN TOUCHDOWNS

Most, Career

- 5 Kenny Graham, 1964-69
Dick Harris, 1960-65
- 4 Woodrow Lowe, 1976-86
- 3 Joe Beauchamp, 1966-75

Most, Season

- 3 Dick Harris, 1961
- 2 (8 times), Last: Clinton Hart, 2005
- 1 (59 times), Last: Eric Weddle, 2009

Most, Game

- 1 (78 times), Last: Eric Weddle vs. Miami, Sept. 27, 2009

SACKS

Most Seasons Leading League

- 1 Shawne Merriman, 2006

Most, Career

- 105.5 Leslie O'Neal, 1986-95
- 67.0 Gary Johnson, 1975-84
- 65.5 Lee Williams, 1984-90

Most, Season

- 17.5 Gary Johnson, 1980
- 17.0 Shawne Merriman, 2006, Leslie O'Neal, 1992 & Steve DeLong, 1969
- 15.5 Fred Dean, 1978

Most, Game (since 1982)

- 5 Leslie O'Neal vs. Dallas, Nov. 16, 1986
- 4 Leslie O'Neal at Phoenix, Dec. 6, 1992
Leslie O'Neal vs. Denver, Dec. 22, 1991
- 3.5 (3 times), Last: Shawne Merriman at Seattle, Dec. 24, 2006

PUNTS

Most, Career

- 771 Darren Bennett, 1995-03
- 519 Dennis Partee, 1968-75
- 389 Mike Scifres, 2003-09

Most, Season

- 95 Darren Bennett, 1998
- 92 Darren Bennett, 2000
- 89 Darren Bennett, 1997, 1999

Most, Game

- 11 (6 times), Last: Darren Bennett at Oakland, Oct. 11, 1998
- 10 (7 times), Last: Mike Scifres at Seattle, Dec. 24, 2006
- 9 (9 times), Last: Darren Bennett at Carolina, Dec. 17, 2000

PUNT YARDS

Most, Career

- 33,776 Darren Bennett, 1995-03
- 21,417 Dennis Partee, 1968-75
- 17,206 Mike Scifres, 2003-09

Most, Season

- 4,248 Darren Bennett, 2000
- 4,174 Darren Bennett, 1998
- 3,972 Darren Bennett, 1997

Most, Game

- 522 Darren Bennett at Oakland, Oct. 11, 1998
- 492 Dennis Partee at Kansas City, Nov. 10, 1974
- 486 Darren Bennett at Cincinnati, Nov. 2, 1997
Dennis Partee at Denver, Nov. 2, 1969

Longest Punt

- 82 Paul Maguire vs. Dallas, Nov. 19, 1961
- 73 Dennis Partee at Denver, Oct. 17, 1971
- 71 (4 times), Last: Mike Scifres at Baltimore, Oct. 1, 2006

PUNTING AVERAGE

Highest, Career (minimum 100 att.)

- 44.2 Mike Scifres, 2003-09
- 43.8 Darren Bennett, 1995-03
- 42.9 Ralf Mojsiejenko, 1985-88

Highest, Season (minimum 50 att.)

- 46.2 Darren Bennett, 2000
- 46.1 Mike Scifres, 2007
- 45.7 Mike Scifres, 2008

Highest, Game (minimum 4 att.)

- 59.5 Darren Bennett at Pittsburgh, Oct. 1, 1995
- 57.0 Darren Bennett at Kansas City, Sept. 17, 2000
- 56.7 Darren Bennett at Denver, Oct. 6, 1996

PUNT RETURN YARDS

Most Seasons Leading League

- 1 Leslie "Speedy" Duncan, 1965

Most, Career

- 2,388 Mike Fuller, 1975-80
- 1,651 Leslie "Speedy" Duncan, 1964-70
- 1,407 Darrien Gordon, 1983-96

Most, Season

- 537 Darrien Gordon, 1996
- 489 Eric Metcalf, 1997
- 475 Darrien Gordon, 1994

Most, Game

- 168 Eric Metcalf at Cincinnati, Nov. 2, 1997
- 136 Mike Fuller at Buffalo, Nov. 21, 1976
- 133 Andre Coleman at Philadelphia, Sept. 17, 1995

Longest Return

- 95t Leslie Duncan vs. N.Y. Jets, Nov. 24, 1968
- 90t Darrien Gordon at L.A. Raiders, Sept. 25, 1994
- 88t Andre Coleman at Philadelphia, Sept. 17, 1995
Mike Fuller at New Orleans, Oct. 9, 1977

PUNT RETURN AVERAGE

Most Seasons Leading League

- 2 Leslie "Speedy" Duncan, 1965, 1966

Highest, Career (minimum 50 ret.)

- 13.7 Darrien Gordon, 1993-96
- 12.0 Leslie "Speedy" Duncan, 1964-70
- 11.3 Mike Fuller, 1975-80

Highest, Season (minimum 20 ret.)

- 15.5 Leslie "Speedy" Duncan, 1965
- 14.9 Darrien Gordon, 1996
- 13.2 (3 times), Last: Darrien Gordon, 1994

PUNT RETURN TOUCHDOWNS

Most, Career

- 4 Leslie "Speedy" Duncan, 1964-70
- 3 Eric Metcalf, 1997
Darrien Gordon, 1993-96
- 2 (4 times), Last: Darren Sproles, 2005-09

Most, Season

- 3 Eric Metcalf, 1997
- 2 (3 times), Last: Darrien Gordon, 1994
- 1 (14 times), Last: Darren Sproles, 2009

Most, Game

- 2 Eric Metcalf at Cincinnati, Nov. 2, 1997
- 1 (21 times), Last: Darren Sproles vs. Denver, Oct. 19, 2009

PUNT RETURNS

Most Seasons Leading League

- 1 Leslie Duncan, 1965

Most, Career

- 212 Mike Fuller, 1975-80
- 138 Leslie "Speedy" Duncan, 1964-70
- 124 Lionel James, 1984-88

Most, Season

- 46 Mike Fuller, 1979
- 45 Eric Metcalf, 1997
- 39 Mike Fuller, 1978

Most, Game

- 8 (4 times), Last: Leon Johnson at Detroit, Dec. 7, 2003
- 7 (4 times), Last: Mike Fuller at Houston, Dec. 17, 1978
- 6 (6 times), Last: Nate Jacquet vs. Kansas City, Nov. 26, 2000

Most Fair Catches, Season

- 24 Kenny Graham, 1969
- 19 Chris Penn, 1999
Darrien Gordon, 1994
- 18 Kitrick Taylor, 1991

Most Fair Catches, Game

- 6 Phil McConkey at Kansas City, Dec. 17, 1989
- 5 Jeff Graham at Oakland, Sept. 3, 2000
Kenny Graham vs. Cincinnati, Oct. 4, 1969
- 4 (9 times), Last: Eric Parker at Washington, Nov. 27, 2005

KICKOFF RETURN YARDS

Most, Career

- 5,100 Darren Sproles, 2005-09
- 3,997 Ronney Jenkins, 2000-02
- 3,914 Andre Coleman, 1994-96

Most, Season

- 1,541 Ronney Jenkins, 2001
- 1,531 Ronney Jenkins, 2000
- 1,528 Darren Sproles, 2005

Most, Game

- 250 Ronney Jenkins, at Oakland, Nov. 18, 2001
- 221 Ronney Jenkins vs. New Orleans, Sept. 10, 2000
- 214 Ronney Jenkins vs. New England, Oct. 14, 2001

Longest Return

- 103t Darren Sproles at Denver, Sept. 14, 2008
Keith Lincoln vs. N.Y. Titans, Sept. 16, 1962
- 98t Andre Coleman vs. San Francisco, Jan. 29, 1995
Gary Anderson at Denver, Nov. 17, 1985
- 95t Nate Lewis vs. New Orleans, Nov. 17, 1991

KICKOFF RETURN AVERAGE**Highest, Career** (minimum 75 ret.)

- 25.3 Leslie "Speedy" Duncan, 1964-70
- 25.2 Darren Sproles, 2005-09
- 24.2 Ronney Jenkins, 2000-02

Highest, Season (minimum 10 ret.)

- 29.7 Antonio Cromartie, 2006
- 28.4 Keith Lincoln, 1962
- 28.0 Leslie "Speedy" Duncan, 1969

KICKOFF RETURN TOUCHDOWNS**Most, Career**

- 4 Andre Coleman, 1994-96
- 3 Ronney Jenkins, 2000-02
- 2 Darren Sproles, 2005-08
Anthony Miller, 1988-93

Most, Season

- 2 (3 times), Last: Ronney Jenkins, 2001
- 1 (11 times), Last: Darren Sproles, 2008

Most, Game

- 1 (17 times), Last: Darren Sproles at Denver, Sept. 14, 2008

KICKOFF RETURNS**Most, Career**

- 202 Darren Sproles, 2005-09
- 166 Andre Coleman, 1994-96
- 165 Ronney Jenkins, 2000-02

Most, Season

- 67 Ronney Jenkins, 2000
- 63 Darren Sproles, 2005
- 62 Andre Coleman, 1995

Most, Game

- 8 (5 times), Last: Darren Sproles at New Orleans (at London), Oct. 26, 2008
- 7 (13 times), Last: Darren Sproles vs. Denver, Oct. 19, 2009
- 6 (34 times), Last: Darren Sproles vs. Philadelphia, Nov. 15, 2009

COMBINED KICKOFF AND PUNT RETURN YARDS**Most, Career**

- 5,864 Darren Sproles, 2005-09
- 5,037 Leslie "Speedy" Duncan, 1964-70
- 4,240 Andre Coleman, 1994-96

Most, Season

- 1,737 Andre Coleman, 1995
- 1,636 Darren Sproles, 2005
- 1,625 Darren Sproles, 2008

COMBINED KICKOFF AND PUNT RETURNS**Most, Career**

- 290 Darren Sproles, 2005-09
- 289 Mike Fuller, 1975-80
- 272 Leslie "Speedy" Duncan, 1964-70

Most, Season

- 90 Andre Coleman, 1995
- 81 Darren Sproles, 2005
- 75 Darren Sproles, 2008

SERVICE**Most Seasons, Active Player**

- 16 David Binn, 1994-09
- 15 Dan Fouts, 1973-87
Russ Washington, 1968-82
- 14 Don Macek, 1976-89
Doug Wilkerson, 1971-84

Most Games

- 253 David Binn, 1994-09
- 200 Junior Seau, 1990-02
Russ Washington, 1968-82
- 195 Doug Wilkerson, 1971-84

Most Consecutive Games

- 178 Russ Washington, 1968-80
- 176 David Binn, 1994-09
- 163 Charlie Joiner, 1976-86

Most Consecutive Starts

- 148 Russ Washington, 1970-80
- 140 Walt Sweeney, 1964-73
- 114 Doug Wilkerson, 1971-78

The Last Time — as of Dec. 15, 2009

100 Yards Rushing

Chargers — Darren Sproles, 115 yards vs. Den., Dec. 28, 2008 (14 att.)
Opponent — Rashard Mendenhall, 165 yards (at Pittsburgh), Oct. 4, 2009 (29 att.)

200 Yards Rushing

Chargers — L. Tomlinson, 243 yards vs. Oakland, Dec. 28, 2003 (31 att.)
Opponent — Adrian Peterson, 296 yards (at Minn.), Nov. 4, 2007 (30 att.)

3 Touchdowns Rushing

Chargers — LaDainian Tomlinson (3) vs. Denver, Dec. 28, 2008
Opponent — Adrian Peterson (at Minnesota), Nov. 4, 2007

100 Yards Receiving

Chargers — Vincent Jackson, 108 yards vs. Cincinnati, Dec. 20, 2009 (5 rec.)
Opponent — Jason Avant, 156 yards (vs. Philadelphia), Nov. 15, 2009 (8 rec.)

200 Yards Receiving

Chargers — Wes Chandler, 243 yards vs. Sea., Sept. 15, 1985 (13 rec.)
Opponent — Chad Johnson, 260 yards (at Cin.), Nov. 12, 2006 (11 rec.)

3 Touchdown Receiving

Chargers — Antonio Gates vs. Kansas City, Oct. 30, 2005
Opponent — Chad Johnson (Cincinnati), Nov. 23, 2003

4 Total Touchdowns

Chargers — L. Tomlinson vs. Oakland, Oct. 14, 2007 (4 rushing)
Opponent — Harvey Williams (Oakland), Nov. 16, 1997 (2 rush. 2 rec.)

300 Yards Passing

Chargers — Philip Rivers, 308 yards vs. Cincinnati, Dec. 20, 2009
Opponent — Carson Palmer, 314 yards, vs. Cincinnati, Dec. 20, 2009

400 Yards Passing

Chargers — Philip Rivers, 436 yards vs. Baltimore, Sept. 20, 2009
Opponent — Donovan McNabb, 450 yards, vs. Philadelphia, Nov. 15, 2009

3 Touchdown Passes

Chargers — Philip Rivers (3) vs. Cincinnati, Dec. 20, 2009
Opponent — Brady Quinn (3) (at Cleveland), Nov. 9, 2009

5 Touchdown Passes

Chargers — Drew Brees, (5) vs. Oakland, Oct. 31, 2004
Opponent — Gus Frerotte, (5) (at Denver), Nov. 19, 2000

Punt Return for Touchdown

Chargers — Darren Sproles, 77 yards vs. Denver, Oct. 19, 2009
Opponent — Eddie Royal, 71 yards (vs. Denver), Oct. 19, 2009

Kickoff Return for Touchdown

Chargers — Darren Sproles, 103 yards at Denver, Sept. 14, 2008
Opponent — Eddie Royal, 93 yards (vs. Denver), Oct. 19, 2009

Fumble Returned for Touchdown

Chargers — Paul Oliver, 40 yards vs. Kansas City, Nov. 29, 2009 (Matt Cassel fumble)
Opponent — Chris Gamble, 31 yards (Carolina), Sept. 7, 2008 (Antonio Gates fumble)

Intercepted Pass Returned for Touchdown

Chargers — Eric Weddle, 31 yards vs. Miami, Sept. 27, 2009 (Chad Henne passer)
Opponent — David Barrett, 25 yards (New York Jets), Sept. 22, 2008 (Philip Rivers passer)

Field Goal Returned for Touchdown

Chargers — Antonio Cromartie, 109 yards at Minnesota, Nov. 4, 2007
Opponent — Matt Ware, 65 yards, at Philadelphia, Oct. 23, 2005

3 Interceptions or More

Chargers — Antonio Cromartie (3) vs. Indianapolis, Nov. 11, 2007 (Peyton Manning passer)
Opponent — Kwamie Lassiter (4) (at Arizona), Dec. 27, 1998 (Craig Whelihan passer)

Shutout

Chargers — San Diego 27, at Oakland 0, Sept. 11, 2006
Opponent — at Kansas City 34, San Diego 0, Oct. 31, 1999

40 Points

Chargers — San Diego 43, Kansas City 14, Nov. 29, 2009
Opponent — San Diego 49, at Cincinnati 41, Nov. 12, 2006

50 Points

Chargers — at San Diego 52, Denver 21, Dec. 28, 2008
Opponent — at St. Louis 57, San Diego 31, Oct. 1, 2000

Safety

Chargers — Penalty on Philip Rivers enforced in end zone for a safety (at San Diego), Nov. 30, 2008
Opponent — Matt Cassel intentional grounding in end zone for a safety (vs. Kansas City), Nov. 29, 2009

500 Yards Total Net Offense

Chargers — 512 yards at Kansas City, Oct. 19, 1986
Opponent — 528 yards (at Minnesota), Nov. 4, 2007

PAT Blocked

Chargers — John Parrella vs. Kansas City, Nov. 4, 2001
Opponent — Marcus Thomas (at Denver), Nov. 22, 2009

Field Goal Blocked

Chargers — Adrian Dingle vs. N.Y. Jets, Nov. 3, 2002
Opponent — Jamaal Anderson at San Diego, Nov. 30, 2008

Punt Blocked By

Chargers — Jacob Hester at Kansas City, Oct. 25, 2009 (Dustin Colquitt punter)
Hester recovers in end zone for touchdown
Opponent — Tony Scheffler (at Denver), Oct. 7, 2007 (Mike Scifres punter)