

# Italy 2010

## Gender Gap Index 2010

74

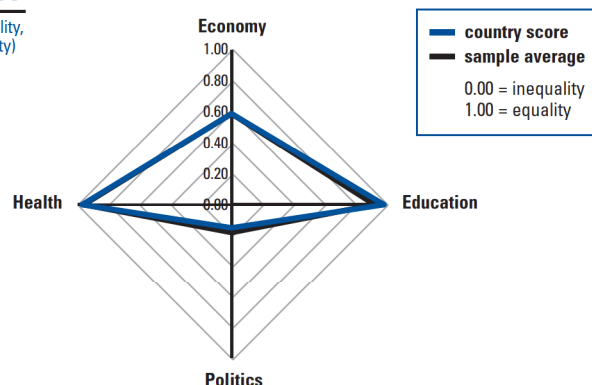
0.677

(out of 134 countries)

(0.00 = inequality, 1.00 = equality)

### Key Indicators

Total population (millions) .....	59.83
Population growth (%) .....	0.77
GDP (US\$ billions).....	1,176.14
GDP (PPP) per capita.....	38,492
Mean age of marriage for women (years).....	30
Fertility rate (births per woman) .....	1.40
Year women received right to vote .....	1945
Overall population sex ratio (male/female).....	0.95



## Gender Gap Subindexes

	Rank	Score	Sample average	Female	Male	Female-to-male ratio
<b>Economic Participation and Opportunity</b>						
Labour force participation .....	87	0.70	0.69	52	74	0.70
Wage equality for similar work (survey) .....	121	0.51	0.65	—	—	0.51
Estimated earned income (PPP US\$).....	95	0.50	0.53	20,152	40,000	0.50
Legislators, senior officials, and managers.....	39	0.50	0.27	33	67	0.50
Professional and technical workers .....	73	0.89	0.64	47	53	0.89
<b>Educational Attainment</b>						
Literacy rate .....	61	0.99	0.86	99	99	0.99
Enrolment in primary education.....	90	0.99	0.98	98	99	0.99
Enrolment in secondary education .....	1	1.00	0.92	93	92	1.02
Enrolment in tertiary education .....	1	1.00	0.86	79	56	1.41
<b>Health and Survival</b>						
Sex ratio at birth (female/male) .....	116	0.94	0.92	—	—	0.94
Healthy life expectancy.....	84	1.04	1.04	76	73	1.04
<b>Political Empowerment</b>						
Women in parliament.....	50	0.27	0.22	21	79	0.27
Women in ministerial positions.....	45	0.28	0.18	22	78	0.28
Years with female head of state (last 50).....	44	0.00	0.15	0	50	0.00

## Additional Data

### Maternity and Childbearing

Births attended by skilled health staff (%) .....	99
Contraceptive prevalence, married women (%).....	63
Infant mortality rate (per 1,000 live births).....	3
Length of maternity leave.....	5 months
Maternity leave benefits (% of wages paid) .....	80
Provider of maternity coverage .....	Social insurance
Maternal mortality ratio (per 100,000 live births).....	3
Adolescent fertility rate (births per 1,000 women aged 15–19) .....	7

### Education and Training

Female teachers, primary education (%).....	95
Female teachers, secondary education (%) .....	67
Female teachers, tertiary education (%) .....	35

### Employment and Earnings

Female adult unemployment rate (%).....	9
Male adult unemployment rate (%) .....	6
Women in non-agricultural paid labour (% of total labour force).....	44
Ability of women to rise to positions of enterprise leadership* .....	3.42

### Basic Rights and Social Institutions\*\*

Paternal versus maternal authority.....	—
Female genital mutilation.....	—
Polygamy.....	—
Existence of legislation punishing acts of violence against women.....	—

\*Survey data, responses on a 1-to-7 scale (1 = worst score, 7 = best score)

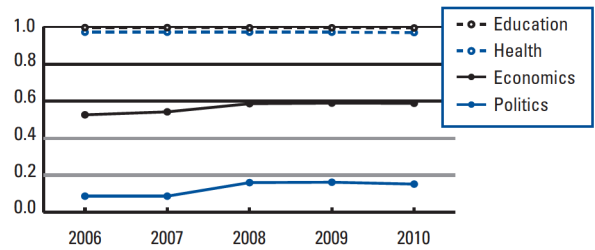
\*\*Data on a 0-to-1 scale (1 = worst score, 0 = best score)

# Italy 2006–2010

Rank Score (0.000 = inequality, 1.000 = equality)

## Gender Gap Index 2010 (out of 134 countries) **74** **0.677**

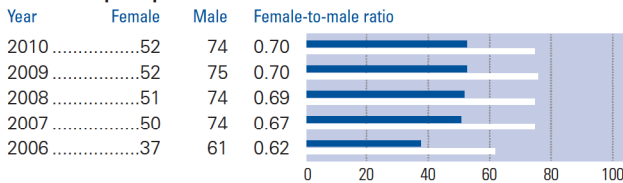
Gender Gap Index 2009 (out of 134 countries)	72	0.680
Gender Gap Index 2008 (out of 130 countries)	67	0.679
Gender Gap Index 2007 (out of 128 countries)	84	0.650
Gender Gap Index 2006 (out of 115 countries)	77	0.646



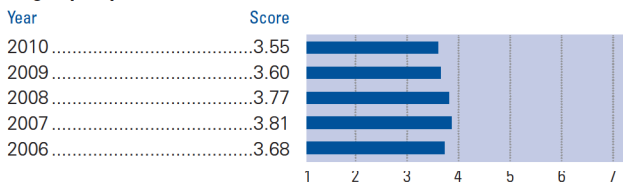
## Gender Gap Subindexes

### Economic Participation and Opportunity

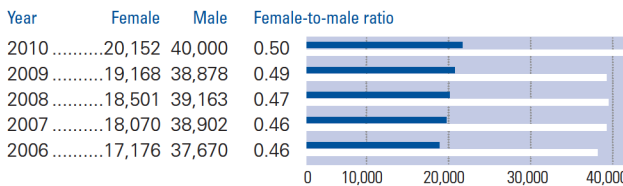
#### Labour force participation



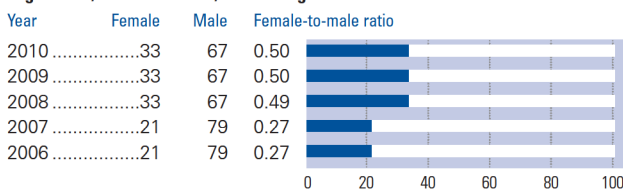
#### Wage equality for similar work



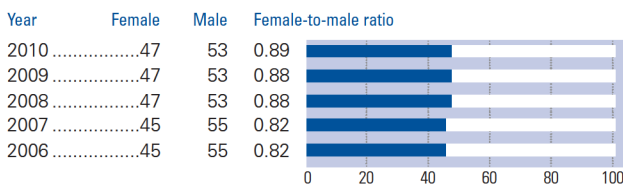
#### Estimated earned income (PPP US\$)



#### Legislators, senior officials, and managers

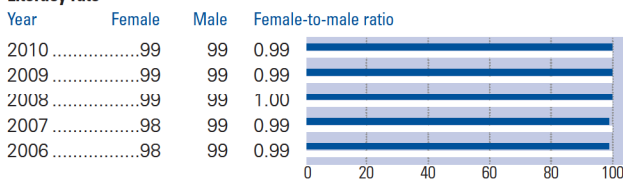


#### Professional and technical workers



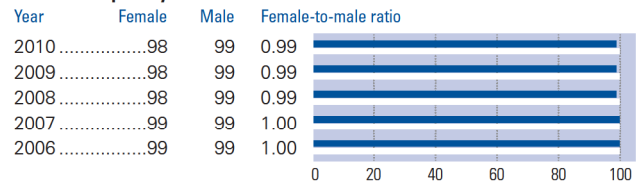
### Educational Attainment

#### Literacy rate

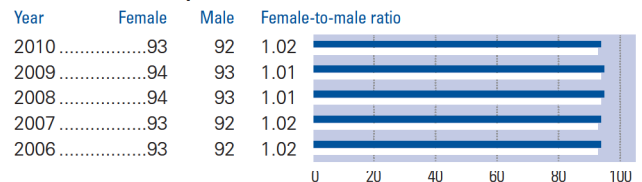


### Educational Attainment (Cont'd.)

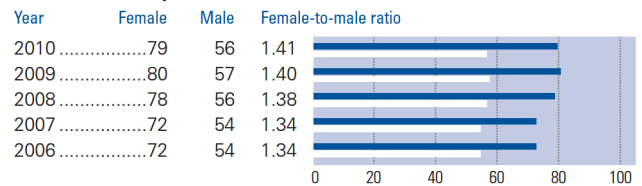
#### Enrolment in primary education



#### Enrolment in secondary education

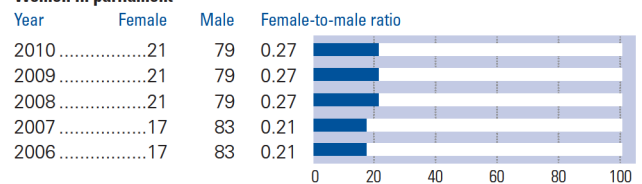


#### Enrolment in tertiary education

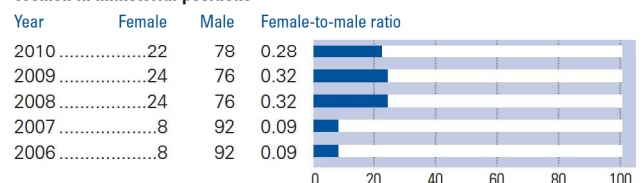


### Political Empowerment

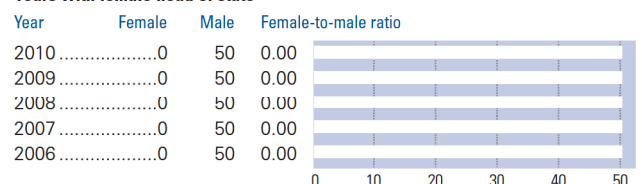
#### Women in parliament



#### Women in ministerial positions



#### Years with female head of state



Note: Blue bars indicate female values and white bars indicate male values.