

Using Faith's Online Giving

- Follow the steps below to set up an online giving account
- For instructions on how to edit your existing recurring payment, go [here](#).
- For instructions on how to update your account password, go [here](#).

1. Go to Faith's website <http://www.faithlafayette.org/>, select the Vision of Hope tab at the top and then Giving in the right hand column, under Giving select I Want to Give
 - a. Or to go to http://www.faithlafayette.org/voh/friends_of_voh/i_want_to_give to go directly to the giving page shown below
2. Click on either the one-time or recurring donation button at the bottom of the page

I Want to Give

Share

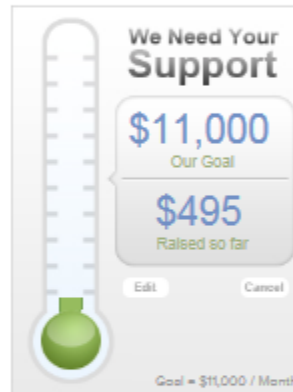
Thank you for considering supporting Vision of Hope financially. Regular donations from faithful supporters are what allow Vision of Hope to be offered at no cost to the residents or their families. Donations can be made in the following ways:

Monthly Support Goal

In an effort to build our base of giving we are initiating the "Hope Builder" program.

- Any amount of monthly support to Vision of Hope would be greatly appreciated.
- Those who make monthly pledges of \$25.00 or more will receive a free quarterly resource.
- We are asking our "Hope Builder" participants to pray regularly for our residents, interns, volunteers, and staff.
- Our goal is to reach **\$11,000.00/month** in support in the next 3 years.

When Vision of Hope was founded, it was funded through a generous grant. Within the next couple of years those grant monies will expire, and so it is vital that we secure the next level of support to continue providing hope and help to the young ladies who join our program.



Giving

Online

By Phone

By Mail

A One-time Gift

Recurring Gifts

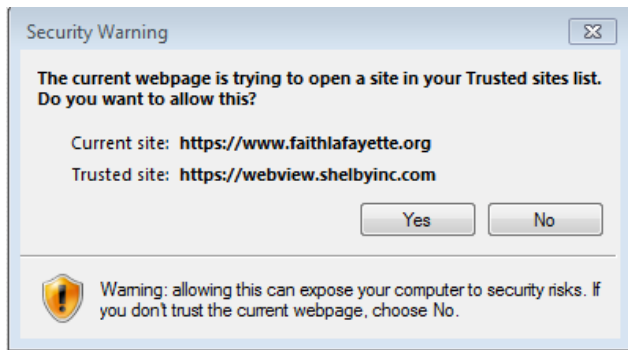
(765) 447-5900
Monday - Friday 8 a.m. - 5 p.m., Eastern Standard Time

[Download these instructions to learn how to set up a recurring Gift.](#)

Vision of Hope
5652 Mercy Way
Lafayette, IN 47905

[Questions? Please contact our accounting department.](#)

3. You may see a security warning similar to this - click yes to proceed.



4. Register as a New User



[Home](#) > [Donate](#)

Welcome to Online Giving!

This wizard gives you the ability to make a secure online contribution to your organization via a direct debit from your bank account or via credit card. To make a contribution, simply click on the "Start" button below, then follow the easy step-by-step instructions. During each step of this process, you will be given the opportunity to cancel.

Welcome to the Faith Ministries Online Giving & Donation Site

Existing User

Number or E-Mail Address:

Password:

[Forgot your password?](#)



New User

First Name:

Last Name:

Address:

City:

State/Province:

Postal Code:


Country:

E-mail Address:

Password: (Between 6 and 20 chars including at least 1 digit.)

Confirm Password:

5. Verify your e-mail address and click the Start button

 [Home](#) > [Donate](#)

Logoff

Welcome to Online Giving!


This wizard gives you the ability to make a secure online contribution to your organization via a direct debit from your bank account or via credit card. To make a contribution, simply click on the "Start" button below, then follow the easy step-by-step instructions. During each step of this process, you will be given the opportunity to cancel.


Welcome to the Faith Ministries Online Giving & Donation Site

Please verify your e-mail address before continuing.

 [click to view an additional message on security](#)

6. Choose your Payment Type

This is also where you will be able to **edit any recurring payments you set up. If a recurring payment is active, there will be a small pencil icon where the  is located. After clicking the pencil, you will be led through the steps of updating your recurring payment.


 [Home](#) > [Donate](#)

Logoff


Choose Payment Type

Please select payment type:

Checking / Savings Account
 Credit Card Account

 Current recurring payments
No recurring payments to process.

To proceed to the next step of this process, click the "Next" button.
To cancel the process of making a contribution, click the "Cancel" button.
To change or stop the existing payment, click on the "Edit" button next to the payment.

 [click to view an additional message on security](#)

7. Next you'll be asked to provide the gift amount and purpose along with the frequency of the gift (one-time or recurring)



[Home](#) > [Donate](#)

Logoff

Provide Amount, Purpose, and Frequency

Next, choose the frequency of this gift and, next to the purpose, the amount you want to give to that purpose.

Frequency: One-Time Gift


Purposes

Ajaj, Esper - Project Donations: \$	<input type="text"/>	Ajaj, Esper - Regular Support: \$	<input type="text"/>
Arellano, Jessica - Regular Support: \$	<input type="text"/>	Barnes, Steve - Regular Support: \$	<input type="text"/>
Blackwell - Regular Support: \$	<input type="text"/>	Congo Coalition Donation: \$	<input type="text"/>
Curtis, Seth - Project Donations: \$	<input type="text"/>	Curtis, Seth - Regular Support: \$	<input type="text"/>
Disaster Relief: \$	<input type="text"/>	FGM Direct Giving: \$	<input type="text"/>
Good, Fred - Regular Support: \$	<input type="text"/>	Hines, Ethan - Regular Support: \$	<input type="text"/>
International Partnership: \$	<input type="text"/>	Lee - Regular Support: \$	<input type="text"/>
McIntosh, Elise - Regular Support: \$	<input type="text"/>	Resources Donations: \$	<input type="text"/>
Sharbaugh, John - Regular Support: \$	<input type="text"/>	Standridge, Steve - Regular Support: \$	<input type="text"/>
Trimble, Mark - Regular Support: \$	<input type="text"/>	Troop Resources: \$	<input type="text"/>
Velichkin, Alexander - Project Donations: \$	<input type="text"/>	Velichkin, Alexander - Regular Support: \$	<input type="text"/>
Weaver, Rob - Regular Support: \$	<input type="text"/>	White, Corbit - Regular Support: \$	<input type="text"/>
Wu, Matthias - Regular Support: \$	<input type="text"/>		

TOTAL: \$

Memo:

****If you set up a recurring gift, you will be required to select the following information:**


 [Home](#) > [Donate](#)

Logoff


Provide Amount, Purpose, and Frequency

Next, choose the frequency of this gift and, next to the purpose, the amount you want to give to that purpose.

Frequency:

Begin Date: 

Number of Payments: Pay Until Further Notice



After you've filled out all the necessary information, click the Next button to proceed.

8. Review the details of your payment before entering your payment information.

Review and Confirm Contribution Information

Finally, review the summary below to make sure all the information you have entered is correct.

Contribution Summary
One-Time Gift

Purpose(s):	FGM Direct Giving: \$5.00
Total Amount:	\$5.00

To review or change the information you entered in a previous step, click the "Back" button.
To cancel the process of making a contribution, click the "Cancel" button.

To continue processing this contribution, click the next button.

You will then be redirected to a secure payment processing site.

For more information about the redirect, click [here](#).

 [click to view an additional message on security](#)

9. Fill out your payment information.

Faith Ministries
For security reasons, please re-enter your address.

Amount: \$5.00

First Name:

Last Name:

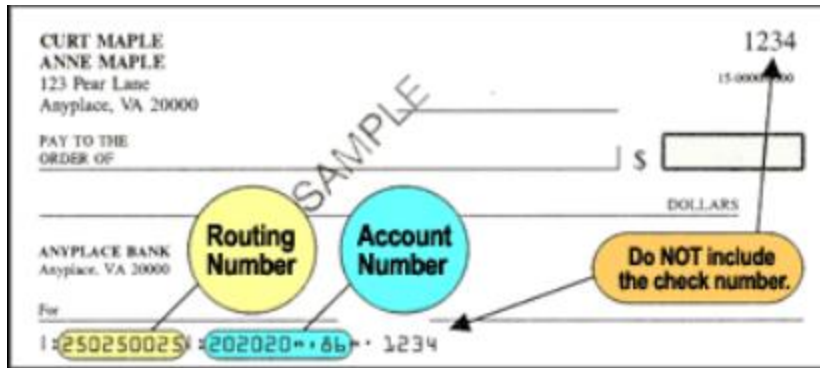
Payment Method:

Routing Number: ?

Account Number:


[Privacy Policy](#) [Opt Out Policy](#)

**Below is where to find your bank account information on one of your checks

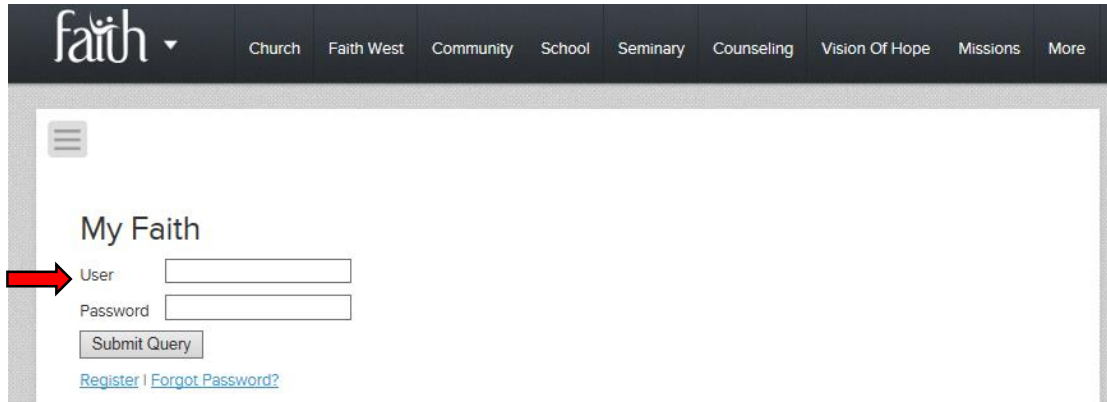


10. You will be asked to confirm your payment information. Click the submit button when you're done. You may receive another security warning at this point, click yes to proceed.

11. Next you will see a summary of the donation you've just processed. A confirmation e-mail will also be sent.

Changing Your Password

1. Go to the myFaith portion of the Faith Website, found here <https://www.faithlafayette.org/myfaith>
2. Log in using your existing account information



faith ▾ Church Faith West Community School Seminary Counseling Vision Of Hope Missions More

☰

My Faith

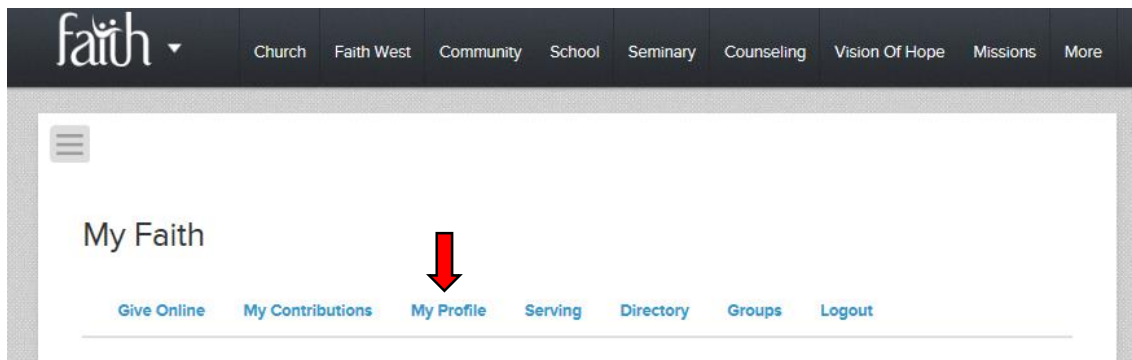
User

Password

Submit Query

[Register](#) | [Forgot Password?](#)

3. After logging in, you will see a series of tabs at the top of the page. Select My Profile (you may see a security warning – click yes to proceed)



4. Under the My Profile tab, your profile will appear along with your address, home phone and email address. Select your name.

5. After selecting your name, your member details will appear. Select Change Password to update your account password.

My Faith

[Give Online](#)

[My Contributions](#)

[My Profile](#)




[Serving](#)

[Logoff](#)

Member Details

* Indicates Required Field

Personal Information

Login:	2277
Title:	<input type="text" value="Mrs."/> 
* First and Middle Names:	<input type="text" value="Courtney"/>
Salutation:	<input type="text" value="Courtney"/>
* Last Name:	<input type="text" value="Umlauf"/>
Suffix:	<input type="text"/> 
Birth Date:	<input type="text" value="6/23/1986"/>  (MM/DD/YYYY) <small>The year is used for internal purposes only and will not appear in the directory.</small>
Employer:	<input type="text"/>
Position:	<input type="text"/>
Occupation:	<input type="text"/>
	Change Password...