

AGENDA

DOWNTOWN
DEVELOPMENT
AUTHORITY



DDA

Board Members:

Luis Avila • Mayor Rosalynn Bliss • Kayem Dunn • Jermale Eddie • Greg McNeilly • Jen Schottke • Diana Sieger • Jim Talen
Rick Winn

Wednesday, October 13, 2021

8:30 a.m. Meeting
29 Pearl Street NW

- | | | |
|---|--------|---------|
| 1. Call to Order | | |
| 2. Approve Meeting Minutes from September 8, 2021 (8:01)
(enclosure) | Motion | Winn |
| 3. Accept September 30, 2021 Financials (8:05)
(enclosure) | Motion | Chapman |
| 4. Spectrum CTI Resolution (8:10)
(enclosure) | Motion | Kelly |
| 5. Executive Director Report (8:30) | Info | Kelly |
| 6. Public Comment (8:40) | | |
| 7. Board Member Discussion (8:50) | | |
| 8. Adjournment (9:00) | | |



DOWNTOWN
GRAND RAPIDS INC.



MEETING OF THE DOWNTOWN DEVELOPMENT AUTHORITY

September 8, 2021

1. Call to Order – This meeting was called to order at 8:02 a.m. by Chair Rick Winn.

Attendance

Members Present: Luis Avila, Mayor Rosalynn Bliss, Kayem Dunn, Jermale Eddie, Diana Sieger, Greg McNeilly, Jen Schottke, Jim Talen, and Rick Winn

Others Present: Tim Kelly (Executive Director), Amanda Sloan, (Recording Secretary), Tricia Chapman (Treasurer), Jessica Wood (Legal Counsel), Kim Van Driel, Mark Miller, Marion Bonneaux and Andy Guy (DGRI Staff), Tim Burkman, Tai Verbrugge, Andrea Anderson, and Jennifer Kasper.

2. Approve Meeting Minutes from August 11, 2021
Motion: Ms. Dunn, supported by Mr. McNeilly, moved approval of the August 11, 2021 Meeting Minutes as presented. Motion carried unanimously.

3. Accept August 31, 2021 Financials
Ms. Chapman stated an updated format for sharing financials is now being used and Statement D has been ordered, by project, for ease of review; please notify her if additional changes are preferred. She also stated tax increment revenues have been posted by the Treasurer's Office.

Motion: Mr. Talen, supported by Mr. Avila, motioned to accept Statement D: August 31, 2021 Expenditures. Motion carried unanimously.

Ms. Sieger, Mayor Bliss and Mr. Eddie joined the meeting.

4. Fish Ladder Park Improvements
Mr. Miller presented the Fish Ladder Park repair design drawing, funded in October of 2020 along with other Riverwalk improvements in collaboration with the City. This work is scheduled to be completed by mid-October and includes riprap repair and walkway improvements. This was budgeted in FY22 under River Edge Improvements.

Motion: Ms. Schottke, supported by Mr. McNeilly, moved to approve funding in an amount not to exceed \$35,080 to Dykema Excavators for the Fish Ladder improvement project. Motion carries.

5. Michigan Street Crossing Enhancement

Mr. Miller shared the median recently installed on Michigan Street (at DeVos Place) elected not to add a rapid flashing beacon as was installed on the west side (adjacent to Bridgewater Place). As these two crossing options were evaluated for performance, it has been determined that two Rapid Flashing Beacons should be installed on the east side to further improve the ease and safety of pedestrian crossing. Mr. Miller stated with the size of this project being small and the erratic prices of material and labor, the request includes a contingency. Mayor Bliss shared feedback that many do not realize there is a crosswalk as they are driving over the bridge and asked if we could add signage as a warning that a crosswalk is coming. Mr. Miller stated this is part of the discussion; currently a DNN subcommittee is evaluating vehicle speeds, aggressive driving, distracted driving, and how this crosswalk is being used.

Motion: Mr. Avila, supported by Mayor Bliss, moved to authorize funding in an amount not to exceed \$35,000 for the installation of Rapid Flashing Beacons at the Michigan Street Crossing.

6. Hill and River Network Design Services

Mr. Miller presented the Hill and River Network project details (formerly known as Switchback Park) which includes east-west connections to the Grand River, the implementation of Switchback Park on Belknap Hill, the Hastings connector, improved connections at Newberry and Fairbanks, enhanced pedestrian crossings at Division Avenue, the pedestrianization of the railway tunnel connection under I-196, and the design and repurposing of the Ionia Avenue right-of-way. A steering committee to select the firm to provide design services included members of the City of GR, Neighbors of Belknap Lookout, and the Monroe North Business Association. 9 proposals were received, and 4 firms were interviewed before The Smith Group (one of the largest AE firms in the country) was selected to provide professional services for Phase 1 and Phase 2 of this work. The Smith Group, located in Ann Arbor, teamed with Fishbeck and Disability Advocates of Kent County as well as a geotechnical firm to evaluate the hill in more detail. This series of projects will be implemented incrementally over the years starting this month; this project was budgeted in FY22 under Public Realm Improvements. Mayor Bliss stated much of this property is owned by MDOT, not just the City. Mr. Miller agreed survey work will be an important and immediate step to determine the stakeholders and boundaries; The Smith Group does have experience working with MDOT and will be included in an early focus group. Mr. Avila asked the total cost of the project; Phase 3 work is estimated at \$300,000 to get at bidding with \$8-12 million estimated as the cost of the entire project. It was asked who will own the park at the end of the project; a Maintenance and Operations plan will need to be included in this work to determine what, when, and how we build.

Motion: Mayor Rosalynn Bliss, supported by Ms. Dunn, moved to authorize the Executive Director to enter into a professional services contract with The Smith Group, for an amount not to exceed \$516,630.

7. Downtown Liquor License Request: Woodrow's

Mr. Kelly shared Woodrow's GR is a proposed concept at the Amway Grand Plaza Hotel offering a full-service bar as well as 7 duckpin bowling lanes. With the consent of the DDA, this request will go to the city commission for approval. Staff believes this will be a great addition to downtown. Mr. Winn added the design team for Lyon Square is being consulted to ensure this is a complimentary space.

Motion: Mr. McNeilly, supported by Mr. Avila, moved approval of the resolution supporting issuance of a Downtown Development District liquor license for Woodrows GR, LLC at 187 Monroe Ave NW. Mr. Winn abstained. No one opposed. Motion passed.

8. World of Winter Funding Request

Ms. Van Driel presented 10 art installations recommended by the Goal 5 Alliance for World of Winter 2022. The success of WOW last year with the IDA Pinnacle Award brought 30 proposal submissions and the installations being recommended represent a variety of public art and placemaking opportunities. These include Bunnies of Intrude by Parer Studios (illuminated inflatable rabbits), Trumpet Flowers (interactive drums) and Crank Zappa (recycled trash-talking jellyfish) both by Amigo & Amiga, Light Maze by Brut Delux & Ilmex, Loop (motion picture music box) by CREOS, Control No Control (interactive LED touch cube) by Iregular, digital LED touch screens, Seasonal Wonders Projection Show by Live Space, Massimals Polar Bears by Jason Scroggin, and The Wave (suspended orbs) by Squid Soup. In addition will be bringing back the Singing Tree by Limbic Media as well as local artist installations. Mr. Winn stated adding art to the city each year would be ideal and asked if any of these could become permanent installations. Ms. Van Driel stated most are traveling installations but could look into purchasing some. Mr. Eddie asked if the Van Andel alley will be a location. Ms. Van Driel stated Studio Park will be a location for local artists, but art will be spread all around the city. Mayor Bliss suggested considering a larger marketing campaign such as Pure Michigan for these 3 months. Mr. Talen added Experience GR would be a good marketing partner and indicated his interest in funding this project well into the future.

Motion: Ms. Dunn, supported by Mayor Bliss, moved approval to fund 2022 World of Winter Art Installations in an amount not to exceed \$450,000. Motion passed unanimously.

9. Heartside Historic Murals

Ms. Van Driel introduced Jen Schaub with Dwelling Place to share the Heartside Historic Murals project. The Heartside Quality of Life study identified the need to educate the community on local historical figures and this project involves 32 different neighbors and artists. Artists were paired with locations and provided historical stories, events or themes to share. Jasmine Bruce, artist at 101 Sheldon, will depict immigration and the variety of people that have come to our city through the Union Depot. Kimberly Kunze with the LGBTQ+ Healthcare Consortium is creating a piece at the 40 South Division focused on the AIDS resource center and AIDS crisis in Michigan. Dustin Hunt will represent Ella Mary Sims (an advocate for African Americans and the poor) at 21 Weston. The long wall representing the history of impact of her life includes words her family uses to describe her. Ms. Van Driel added this will be part of the Women's Way program as well. Ijanía Cortez, from Detroit, illustrated (3 activists that created) The Black Peoples Free Store at 235 S Division. Edwin Anderson is representing Black Joy at 359 S Division featuring The Horseshoe Bar and the Crispus Attucks Post traditional musical soul venue. These are all complete or will be completed in the next few weeks and ready for walking tours starting October 1 with a digital tour available in November.

10. Executive Director Report

Mr. Kelly highlighted the bicentennial commemoration of the 1821 Treaty of Chicago at Ah-Nab-Awen Park with the Grand River Bands of Ottawa Indians. He shared we recorded an increase of 2% in pedestrian traffic last month. The city is starting engagement on 6th St and Canal Park improvement projects. Upcoming events include Blues on the Grand, Moves on the Grand, Fiesta Mexicana, Mayor's Grand River Cleanup, ArtPrize, Confluence and Global Water Festival. We continue to showcase our Women's Way murals with the last ribbon cutting on the 29th.

Downtown Development Authority
September 8, 2021
Meeting Minutes

11. Public Comment
None
12. Board Member Discussion
Ms. Schottke shared her gratitude for the skatepark; she takes her son each week.
13. Adjournment
The meeting adjourned at 8:58 am.

MEMORANDUM

CITY OF GRAND RAPIDS · DOWNTOWN DEVELOPMENT AUTHORITY

DATE: October 5, 2021

TO: Rick Winn
Chairman

**Agenda Item 3
October 13, 2021
DDA Meeting**

FROM: Tricia Chapman
Administrative Services Officer II

SUBJECT: FY2022 Interim Financial Statements as of September 2021

Attached are the Authority's interim financial statements for the first three months of the Authority's fiscal year ending June 30, 2022. The attached statements include:

Statement A: Balance Sheet

Statement B: Comparison of FY2022 Budget vs Actual Results

Statement C: Statement of FY2022 Project Expenditures

Statement D: Schedule of Expenditures

The Authority's balance sheet on Statement A indicates the Authority is in a strong position financially with sufficient Pooled Cash to support development plan expenditures for FY2022 and beyond.

The Authority has spent approximately 16.1% and 4.5% of its budgeted appropriations in the Non-Tax and Local Tax funds respectively.

Please contact me at 616-456-3848 or at tchapman@grcity.us if you have any questions.

Attachments

STATEMENT A
DOWNTOWN DEVELOPMENT AUTHORITY
Balance Sheet
September 30, 2021

	Non-Tax Funds	Debt Tax Increment	Local Tax Increment	TOTAL
ASSETS				
Pooled Cash and Investments	\$ 5,151,856	\$ 10,915,658	\$ 12,622,085	\$ 28,689,599
Petty Cash	-	-	500	500
Loan Receivable - Project Developer	357,342	-	-	357,342
General Fixed Assets	-	-	87,017,456	87,017,456
Accumulated Depreciation on Fixed Assets	-	-	(62,439,401)	(62,439,401)
Future Tax Increment Revenues Anticipated	-	6,490,000	-	6,490,000
TOTAL ASSETS	\$ 5,509,198	\$ 17,405,658	\$ 37,200,640	\$ 60,115,496
LIABILITIES AND FUND EQUITY				
Liabilities				
Current Liabilities	\$ 12	\$ -	\$ 5,559	\$ 5,571
Other Accrued Liabilities	-	4,061	2,026	6,087
Deposit - Area 4 Developer Damage	1,000	-	-	1,000
Deferred Revenue - Developer Loan	357,342	-	-	357,342
Bonds Payable	-	6,490,000	-	6,490,000
TOTAL LIABILITIES	358,354	6,494,061	7,585	6,860,000
Fund Balance / Equity:				
Investments in General Fixed Assets, net of Accumulated Depreciation	-	-	24,578,055	24,578,055
Non-Tax Increment Reserve	5,129,220	-	-	5,129,220
Reserve for Authorized Projects	-	-	12,495,199	12,495,199
Reserve for Compensated Absences	-	-	7,886	7,886
Reserve for Eligible Obligations	-	10,911,597	-	10,911,597
Reserve for Encumbrances	21,624	-	111,915	133,539
TOTAL FUND EQUITY	5,150,844	10,911,597	37,193,055	53,255,496
TOTAL LIABILITIES & FUND EQUITY	\$ 5,509,198	\$ 17,405,658	\$ 37,200,640	\$ 60,115,496

STATEMENT B

DOWNTOWN DEVELOPMENT AUTHORITY Comparison of FY2022 Budget vs Actual Results July 1, 2021 - September 30, 2021

	Non-Tax Funds		Debt Tax Increment		Local Tax Increment	
	Budget	Actual	Budget	Actual	Budget	Actual
REVENUES						
Property Tax Increment - General	\$ -	\$ -	\$ 11,623,216	\$ 11,603,302	\$ 7,732,770	\$ 7,740,294
Property Tax Increment - Prior Year Appeals	-	-	(35,000)	-	(15,000)	(64)
Property Tax Increment - Gainsharing Rebates	-	-	(4,363,113)	-	(771,777)	-
Interest - General	63,630	(120,424)	84,901	(187,472)	104,867	(189,360)
Interest - "The Gallery" Promissory Note	15,406	3,990	-	-	-	-
Principal - "The Gallery" Promissory Note	32,953	8,100	-	-	-	-
Property Rental - Buildings and Facilities	72,000	18,000	-	-	-	-
Property Rental - DASH Parking Lots	250,000	-	-	-	-	-
Contributions - Lyon Square Reconstruction	-	-	-	-	1,750,000	-
Reimbursements and Miscellaneous Revenues	2,000	950	-	-	5,000	19,000
Ottawa Ave - Cherry to Oakes - 1/3rd payment	197,670	-	-	-	-	-
TOTAL REVENUES	\$ 633,659	\$ (89,384)	\$ 7,310,004	\$ 11,415,830	\$ 8,805,860	\$ 7,569,870
EXPENDITURES						
GR Forward Projects:						
Goal #1: Restore the River as the Draw and Create a Connected and Equitable River Corridor	\$ 15,000	\$ -	\$ -	\$ -	\$ 4,580,000	\$ 19,988
Goal #2: Create a True Downtown Neighborhood Which is Home to a Diverse Population	80,000	5,645	-	-	1,585,000	-
Goal #3: Implement a 21st Century Mobility Strategy	-	-	-	-	2,270,000	127,495
Goal #4: Expand Job Opportunities and Ensure Continued Vitality of the Local Economy	35,000	-	-	-	500,000	59,866
Goal #5: Reinvest in Public Space, Culture, and Inclusive Programming	1,770,000	300,837	-	-	2,025,000	106,482
Total GR Forward Projects	\$ 1,900,000	\$ 306,482	\$ -	\$ -	\$ 10,960,000	\$ 313,831
Administration	-	-	-	-	1,300,000	273,756
Debt Service for Bond Issues	-	-	6,814,500	-	750,400	-
TOTAL EXPENDITURES	\$ 1,900,000	\$ 306,482	\$ 6,814,500	\$ -	\$ 13,010,400	\$ 587,587
EXCESS / (DEFICIT)	\$(1,266,341)	\$ (395,866)	\$ 495,504	\$ 11,415,830	\$ (4,204,540)	\$ 6,982,283
BEGINNING FUND BALANCE		5,546,710		(504,233)		30,210,772
ENDING FUND BALANCE		\$ 5,150,844		\$ 10,911,597		\$ 37,193,055

STATEMENT C

DOWNTOWN DEVELOPMENT AUTHORITY
Statement of FY2022 Project Expenditures
As of September 30, 2021

Project Name	FY2022 Project Budgets	Expenditures		Remaining FY2022 Budgets
		Month	Fiscal Year	
River Governance	580,000	8,427	19,988	560,012
Downtown Plan	100,000	-	-	100,000
Lyon Square Improvements	2,600,000	-	-	2,600,000
River Edge Improvements	1,300,000	-	-	1,300,000
GRForward Goal # 1 - Local Tax Increment	\$ 4,580,000	\$ 8,427	\$ 19,988	\$ 4,560,012
Downtown Speakers Series	10,000	-	-	10,000
Riverwalk Assessment	5,000	-	-	5,000
GRForward Goal # 1 - Non-Tax Increment	\$ 15,000	\$ -	\$ -	\$ 15,000
Development Project Guidance	35,000	-	-	35,000
Development Project Reimbursements	1,500,000	-	-	1,500,000
Downtown Enhancement Grants	50,000	-	-	50,000
GRForward Goal # 2 - Local Tax Increment	\$ 1,585,000	\$ -	\$ -	\$ 1,585,000
Heartside Quality of Life Implementation	50,000	-	4,250	45,750
Neighborhood Engagement Programs	30,000	1,395	1,395	28,605
GRForward Goal # 2 - Non-Tax Increment	\$ 80,000	\$ 1,395	\$ 5,645	\$ 74,355
Accessibility and Mobility Repairs	110,000	18,450	18,450	91,550
Bicycle Friendly Improvements	245,000	13,253	14,904	230,096
DASH North Shuttle Services	375,000	22,500	67,500	307,500
New Downtown Circulator Infrastructure	40,000	-	-	40,000
Streetscape Improvements	1,200,000	18,304	26,641	1,173,359
Wayfinding System Improvements	300,000	-	-	300,000
GRForward Goal # 3 - Local Tax Increment	\$ 2,270,000	\$ 72,507	\$ 127,495	\$ 2,142,505
Economic Development and Innovation	400,000	12,784	56,166	343,834
COVID Economic Relief Program	100,000	500	3,700	96,300
GRForward Goal # 4 - Local Tax Increment	\$ 500,000	\$ 13,284	\$ 59,866	\$ 440,134
Downtown Workforce Programs	35,000	-	-	35,000
GRForward Goal # 4 - Non-Tax Increment	\$ 35,000	\$ -	\$ -	\$ 35,000
Downtown Marketing and Inclusion Efforts	420,000	48,680	94,233	325,767
Downtown Tree Plantings	130,000	-	-	130,000
Parks Design	50,000	-	-	50,000
Public Realm Improvements	1,350,000	(209,630)	4,382	1,345,618
State of Downtown Event & Annual Report	25,000	-	-	25,000
Urban Recreation Improvements	50,000	3,876	7,867	42,133
GRForward Goal # 5 - Local Tax Increment	\$ 2,025,000	\$ (157,074)	\$ 106,482	\$ 1,918,518
Arena Plaza Improvements: Non-Tax Increment	-	-	300	(300)
Bridge Lighting Operations	15,000	-	-	15,000
DGRI Event Production	401,000	18,662	23,292	377,708
Diversity / Inclusion Programming	50,000	-	-	50,000
Downtown Ambassador Program	222,000	218	28,885	193,115
Experience - Miscellaneous	30,000	2,500	7,500	22,500
Major Event Sponsorship	135,000	50,000	105,000	30,000
Project and Fixed Asset Maintenance	5,000	-	690	4,310
Public Space Activation	789,000	112,479	134,870	654,130
Rosa Parks Circle Skating Operations	40,000	-	-	40,000
Special Events - Office of	75,000	-	-	75,000
Special Events - Training Program	6,000	-	-	6,000
Winter Avenue Building	2,000	100	300	1,700
GRForward Goal # 5 - Non-Tax Increment	\$ 1,770,000	\$ 183,959	\$ 300,837	\$ 1,469,163
TOTAL	\$ 12,860,000	\$ 122,498	\$ 620,313	\$ 12,239,687

STATEMENT D
DOWNTOWN DEVELOPMENT AUTHORITY
Schedule of FY2022 Expenditures
September 1 - 30, 2021

Source	Date Posted	Vendor	Purpose / Project	Description	Amount
Local	8/31/2021	Paychex	Administration	DDA Payroll Wages, 401, Taxes - Aug 2021	\$ 76,666.06
Local	9/21/2021	City Treasurer - Budget Office	Administration	IET - Operating Transfer A-87	11,006.00
Local	9/7/2021	Priority Health	Administration	Health Insurance Sept 2021	6,953.93
Local	9/8/2021	Federal Square Building Co. #1, LLC	Administration	Office Lease: 29 Pearl Street 09/21	5,959.99
Local	9/14/2021	McAlvey Merchant & Associates	Administration	Governmental Consulting Aug 2021	4,500.00
Local	9/2/2021	Dickinson Wright PLLC	Administration	Legal services: Admin 08/21	2,266.00
Local	9/18/2021	City of Grand Rapids	Administration	Staff services - payroll period ended 09/18/2021	1,352.86
Local	9/4/2021	City of Grand Rapids	Administration	Staff services - payroll period ended 09/04/2021	1,037.81
Local	9/14/2021	TGG, Inc.	Administration	Life & S/T & L/T disability insurance - 10/21	953.22
Local	9/2/2021	Dickinson Wright PLLC	Administration	Legal services: Admin 08/21	836.00
Local	9/21/2021	City Treasurer - Risk Management	Administration	Monthly General Insurance Allocation	821.17
Local	9/2/2021	The KR Group, Inc.	Administration	IT Managed Agreement 08/21	732.51
Local	9/14/2021	Lisa M Cooper	Administration	HR Consultant services 08/21	579.08
Local	9/8/2021	Federal Square Building Co. #1, LLC	Administration	Office Lease: 29 Pearl Street Mezzanine Office 09/20	484.64
Local	9/28/2021	Blue Cross Blue Shield of Mich	Administration	Dental Insurance Premium 10/21	473.75
Local	9/8/2021	Metro FiberNet, LLC	Administration	Internet/Phone at 29 Pearl St NW 09/21	370.05
Local	8/31/2021	Paychex	Administration	DDA Payroll Processing Fee - Aug 2021	288.96
Local	8/31/2021	Paychex	Administration	DDA Payroll HRS Processing Fees - Aug 2021	279.58
Local	9/7/2021	Professional Maintenance of Michigan In	Administration	Janitorial services 08/21	273.21
Local	9/7/2021	The KR Group, Inc.	Administration	O365 subscription 6/17/21-7/16/21	259.74
Local	9/1/2021	GreatAmerica Financial Services Corp	Administration	Copier Lease 09/21	240.83
Local	9/27/2021	Federal Square Building Co. #1, LLC	Administration	Utility Service: Electric SEPT 2021	217.02
Local	9/28/2021	The KR Group, Inc.	Administration	IT services computer repair Sept 2021	213.81
Local	9/14/2021	Fifth Third Bank	Administration	Admin: Supplies	202.34
Local	9/2/2021	Dickinson Wright PLLC	Administration	Legal services: Admin 08/21	191.64
Local	9/23/2021	Cellco Partnership	Administration	Cell Phone Service 07/21-8/21	173.02
Local	9/8/2021	The KR Group, Inc.	Administration	July Managed Agreement 08/21	144.38
Local	9/2/2021	Dickinson Wright PLLC	Administration	Legal services: Admin 08/21	139.38
Local	9/20/2021	The KR Group, Inc.	Administration	Aug 21 Managed Agreement	136.33
Local	9/2/2021	Dickinson Wright PLLC	Administration	Legal services: Admin 08/21	87.11
Local	9/14/2021	HR Collaborative LLC	Administration	HR Consultant services 07/21	79.19
Local	9/20/2021	JobMatch LLC	Administration	HR software 09/21	78.40
Local	9/14/2021	Fifth Third Bank	Administration	Admin: Travel/Training	69.54
Local	8/31/2021	City Treasurer - MobileGR/Parking Svcs	Administration	August 2021 Parking Validation Billing	67.50
Local	9/14/2021	Uline Inc	Administration	Office Supplies 9/21	58.60
Local	9/3/2021	City Treasurer - Risk Management	Administration	DDA Prop Prem Ins FY22	54.26
Local	9/14/2021	Model Coverall Service Inc	Administration	Floor Mat Rental 09/21	38.91
Local	9/20/2021	The KR Group, Inc.	Administration	IT services backupify Agreement Sept 2021	31.36
Local	9/16/2021	Mandy McDaniel	Administration	Admin: Notary application fees	16.35
Local	9/16/2021	Mandy McDaniel	Administration	Admin: Food/Bev (staff outing)	9.23
Local	9/16/2021	Mandy McDaniel	Administration	Admin: Office Supplies	6.12
Local	9/14/2021	Model Coverall Service Inc	Administration	Credit Memo	(15.78)
					118,334.10
Local	9/28/2021	W MI Nat'l Forum Black Public Administ	Dntn Marketing & Inclusion Efforts	2022 Forum Event Sponsorship 9/21	10,000.00
Local	9/14/2021	Axios Media, Inc	Dntn Marketing & Inclusion Efforts	HQ Software 4/21	5,000.00
Local	9/20/2021	NAACP	Dntn Marketing & Inclusion Efforts	NAACP 55th Annual Freedom Fund Gala 9/21	5,000.00
Local	9/20/2021	Grand River Bands of Ottawa Indians	Dntn Marketing & Inclusion Efforts	1821 Treaty Commemoration Consultant 8/21	4,677.72
Local	9/20/2021	GRCAC	Dntn Marketing & Inclusion Efforts	Radio Advertising: 2nd Quarterly Payment 09/21	3,500.00
Local	9/14/2021	Erika Townsley	Dntn Marketing & Inclusion Efforts	Sept Photography 2021	3,000.00
Local	9/14/2021	James Forrest Hughes	Dntn Marketing & Inclusion Efforts	Livestream contract DEPOSIT 9/21	2,750.00
Local	9/14/2021	Fifth Third Bank	Dntn Marketing & Inclusion Efforts	Marketing: Dam Breakers Event	2,721.77
Local	9/1/2021	Erik Quindell Lauchie	Dntn Marketing & Inclusion Efforts	Mural Events DEPOSIT (50%) 8/21	2,500.00
Local	9/14/2021	Bryan Esler Photo, Inc.	Dntn Marketing & Inclusion Efforts	Photographer: MISC Aug 202	2,000.00
Local	9/9/2021	Valerie Wahna	Dntn Marketing & Inclusion Efforts	1821 Treaty Monument Sign 9/21	1,800.00
Local	9/14/2021	Fifth Third Bank	Dntn Marketing & Inclusion Efforts	Marketing: Advertising	1,612.72
Local	9/20/2021	Adtegrity.com, Inc.	Dntn Marketing & Inclusion Efforts	Silent Disco - Radio Advertisement 8/21	1,500.00
Local	9/20/2021	Swift Printing & Communications	Dntn Marketing & Inclusion Efforts	Refreshment Area signage 9/21	1,294.27
Local	9/7/2021	Swift Printing & Communications	Dntn Marketing & Inclusion Efforts	1821 Treaty Booklet 9/21	1,107.84
Local	9/14/2021	Breck Graphics Inc	Dntn Marketing & Inclusion Efforts	1821 Treaty Commencement Map 9/21	95.69
Local	9/2/2021	Andrew Guy Sanborn	Dntn Marketing & Inclusion Efforts	Social District, website develop meals	93.77
Local	9/2/2021	Andrew Guy Sanborn	Dntn Marketing & Inclusion Efforts	Travel - lower grand watershed tour	25.97
					48,679.75
Local	9/8/2021	Disability Adv of Kent Co	Accessibility & Mobility Repairs	Inclusive Design research and reporting 08/21	11,275.00
Local	9/20/2021	Disability Adv of Kent Co	Accessibility & Mobility Repairs	Inclusive Design research and reporting 09/21	7,175.00
					18,450.00
Local	9/30/2021	City Treasurer - MobileGR/Parking Svcs	Bicycle Friendly Improvements	Green Pavement Markings DDA Cost Share	13,253.00
					13,253.00

continued on the next page

STATEMENT D - continued
DOWNTOWN DEVELOPMENT AUTHORITY
Schedule of Expenditures - FY2022

Page 2

Source	Date Posted	Vendor	Activity # Purpose / Project	Description	Amount
<i>Continued from previous page</i>					
Local	9/8/2021	R J Mate & Sons LLC	Urban Recreation Improvements	1821 Treaty Project Final Payment 8/21	2,859.50
Local	9/2/2021	Kerkstra Portable Restroom Svc Inc	Urban Recreation Improvements	Portable restroom for Skate Park 8/21	230.00
Local	9/28/2021	Kerkstra Portable Restroom Svc Inc	Urban Recreation Improvements	Portable restroom for Skate Park 9/21	230.00
Local	9/2/2021	Kerkstra Portable Restroom Svc Inc	Urban Recreation Improvements	Portable restroom for Skate Park 8/21	170.00
Local	9/28/2021	Kerkstra Portable Restroom Svc Inc	Urban Recreation Improvements	Portable restroom for Skate Park 9/21	170.00
Local	9/2/2021	Dickinson Wright PLLC	Urban Recreation Improvements	Legal services: Admin 08/21	110.00
Local	9/20/2021	Madden Industrial Craftsmen Inc	Urban Recreation Improvements	Portland Loo "sharps" sign replacements 9/21	106.00
					3,875.50
Local	9/30/2021	City Treasurer - MobileGR/Parking Svcs	DASH North Shuttle Services	Sept 2021 DDA Share of DASH North Service	22,500.00
					22,500.00
Local	9/14/2021	Moore & Bruggink Inc	Public Realm Improvements	Public Restroom engineering 9/21	4,331.55
Local	7/1/2021	Granger Construction Company	Public Realm Improvements	Reverse accrual for services performed in FY2021	(213,961.95)
					(209,630.40)
Local	9/2/2021	Stout Creek Landscapes, Inc.	Streetscape Improvements	Monroe Plantings Replacement 8/21	11,462.00
Local	9/14/2021	Uline Inc	Streetscape Improvements	Dog Park Supplies 9/21	3,173.72
Local	9/16/2021	City Treasurer - MobileGR/Traffic Safety	Streetscape Improvements	HRC Design & Engineering Services for DGRI Project	1,584.95
Local	9/27/2021	Eco-Compteur Inc	Streetscape Improvements	Pedestrian Counters supplies 09/21	1,134.00
Local	9/20/2021	Uline Inc	Streetscape Improvements	Mats for outdoor electric cords on Monroe Center	620.71
Local	9/1/2021	Bazen Electric	Streetscape Improvements	Electrical services Louis Campau Promenade 8/21	195.00
Local	9/20/2021	Uline Inc	Streetscape Improvements	Mats for outdoor electric cords on Monroe Center	134.00
					18,304.38
Local	9/9/2021	Lisa Knight	Economic Development & Innovation	Canal Music Festival 08/21	5,200.00
Local	9/2/2021	Grand Rapids Area Chamber of Commer	Economic Development & Innovation	Retail Retention & Attraction Contract 08/2021	3,958.33
Local	9/8/2021	Beer Me Bro LLC	Economic Development & Innovation	Fri Night Live event support: band and sound 8/21	1,600.00
Local	9/15/2021	City Treasurer - ELSS	Economic Development & Innovation	Pole Banner Permit Application Bill	1,391.00
Local	9/9/2021	Monroe North Business Association	Economic Development & Innovation	Summer Picnic Sponsorship 2021	500.00
Local	9/27/2021	Source One Imaging	Economic Development & Innovation	Downtown Banners 9/21	135.00
					12,784.33
Local	9/8/2021	Swift Realty LLC	COVID Economic Relief Program	Surface Parking Social Zones 09/21	500.00
					500.00
Local	9/14/2021	West MI Center for Arts & Technology	River Governance	WMCAT/Public Agency river engagement 08/21	6,475.00
Local	9/14/2021	Fifth Third Bank	River Governance	River Governance: consultant travel expenses	1,951.71
					8,426.71
Non-Tax	9/14/2021	Kent County Parks Foundation	Experience - Miscellaneous	Something's Grilling X Sponsorship 2021	2,500.00
					2,500.00
Non-Tax	9/27/2021	Consumers Energy	Winter Ave NW Building	1030 2027 1245 21/09 351 Winter	86.94
Non-Tax	9/27/2021	DTE Energy	Winter Ave NW Building	9100 258 89908 21/09 Winter DDA share	13.57
					100.51
Non-Tax	9/14/2021	Fifth Third Bank	Downtown Ambassador Program	Downtown Ambassador Program	93.79
Non-Tax	8/31/2021	City Treasurer - MobileGR/Parking Svcs	Downtown Ambassador Program	Monthly Parking Billing August 2021	48.00
Non-Tax	9/28/2021	City Treasurer - MobileGR/Parking Svcs	Downtown Ambassador Program	Monthly Parking Billing September 2021	48.00
Non-Tax	9/6/2021	ACO Inc	Downtown Ambassador Program	Supplies for ambassador trailer 8/21	27.99
					217.78
Non-Tax	9/2/2021	W MI Nat'l Forum Black Public Administ	Neighborhood Engagement Programs	DNN T-shirts 08/21	834.70
Non-Tax	9/14/2021	Fifth Third Bank	Neighborhood Engagement Programs	Neighborhood Engagement: DNN food & beverage	448.21
Non-Tax	9/14/2021	Grand Rapids Running Tours	Neighborhood Engagement Programs	DNN Walking tour 09/2021	100.00
Non-Tax	9/16/2021	Mandy McDaniel	Neighborhood Engagement Programs	DNN Meet & Greet: Food/Bev	11.76
					1,394.67
Non-Tax	9/29/2021	Amigo and Amigo Design	DGRI Event Production	50% Deposit for installing Artwork	50,455.00
Non-Tax	9/29/2021	Amanda Parer	DGRI Event Production	Artwork licensing fees	43,275.00
Non-Tax	9/8/2021	LiveSpace, LLC	DGRI Event Production	DGRI Events: Silent Disco Equipment Rental 8/21	7,400.00
Non-Tax	9/8/2021	Castle Party Rentals LLC	DGRI Event Production	FINAL Rental Supplies for Silent Disco Rooftop 08/21	2,498.50
Non-Tax	9/27/2021	Centurion Security Solutions LLC	DGRI Event Production	Silent Disco Event 8/21	1,417.50
Non-Tax	9/1/2021	607 Dewey, LLC	DGRI Event Production	DGRI Events: SEPT Storage facility rent 8/21	950.00
Non-Tax	9/20/2021	Loeks Theatres, Inc.	DGRI Event Production	Silent Disco event space 8/21	950.00
Non-Tax	9/27/2021	607 Dewey, LLC	DGRI Event Production	DGRI Events: OCT Storage facility rent 9/21	950.00
Non-Tax	9/8/2021	Amnestie Lillian-Tate VerDuin	DGRI Event Production	Silent Disco performance 8/21	800.00
Non-Tax	9/2/2021	Kerkstra Portable Restroom Svc Inc	DGRI Event Production	Portable restroom for Studio Park complex 8/21	700.00
Non-Tax	9/14/2021	Karlle Powell	DGRI Event Production	Silent Disco performance 8/21	600.00

continued on the next page

STATEMENT D - continued
DOWNTOWN DEVELOPMENT AUTHORITY
Schedule of Expenditures - FY2022

Page 3

Source	Date Posted	Vendor	Activity # Purpose / Project	Description	Amount
<i>Continued from previous page</i>					
Non-Tax	9/27/2021	Abram Sudan	DGRI Event Production	Silent Disco Event 8/21	500.00
Non-Tax	9/14/2021	Fifth Third Bank	DGRI Event Production	DGRI Events: Supplies	427.62
Non-Tax	9/14/2021	ACO Inc	DGRI Event Production	Supplies for DGRI Events - WOW 1/21	399.98
Non-Tax	9/7/2021	Bryan Esler Photo, Inc.	DGRI Event Production	Photographer: Silent Disco Aug 2021	360.00
Non-Tax	9/14/2021	Fifth Third Bank	DGRI Event Production	DGRI Events: volunteer food & beverage	227.08
Non-Tax	9/7/2021	Ana Maria Santillanes	DGRI Event Production	Silent Disco 8/21 performer	150.00
Non-Tax	9/7/2021	David Specht	DGRI Event Production	Silent Disco drone photos 8/21	150.00
Non-Tax	9/14/2021	Fifth Third Bank	DGRI Event Production	DGRI Events: truck rental for Silent Disco	148.17
Non-Tax	9/6/2021	Consumers Energy	DGRI Event Production	1030 4058 7935 21/08 612 Dewey Ave	33.62
					<u>112,392.47</u>
Non-Tax	9/9/2021	ArtPrize Grand Rapids	Major Event Sponsorship	ArtPrize 2021 sponsorship	50,000.00
					<u>50,000.00</u>
Non-Tax	9/14/2021	Grandville Ave Arts & Humanities Inc	Public Space Activation	Women's Way Funding 2 of 4 9/2021	10,000.00
Non-Tax	9/20/2021	Kevin Forest Wolfrom	Public Space Activation	PSA: Mural Equipment & Supplies 9/21	3,000.00
Non-Tax	9/2/2021	Madison Chaffer	Public Space Activation	Body & Soul Mural 08/21	2,500.00
Non-Tax	9/20/2021	Grand River Bands of Ottawa Indians	Public Space Activation	Consultant fee for Angeline Naw Kay O Say Mural 9/2	483.18
Non-Tax	9/20/2021	Adrielle Caroline Goodrich	Public Space Activation	Pop Up Performer (June-Aug) 9/21	400.00
Non-Tax	9/20/2021	Avalon Cutts	Public Space Activation	Ethel B. Coe Ribbon Cutting Performance 09/21	400.00
Non-Tax	9/14/2021	ACO Inc	Public Space Activation	PSA Supplies 7/21	263.88
Non-Tax	9/7/2021	Kali LaHaie	Public Space Activation	Pop Up Performer 08/21	250.00
Non-Tax	9/14/2021	Fifth Third Bank	Public Space Activation	Public Space Activation: volunteer food & beverage	243.98
Non-Tax	9/7/2021	Dale Wicks	Public Space Activation	Pop Up Performer 7/21	200.00
Non-Tax	9/7/2021	Rysa Rice	Public Space Activation	Pop Up Performance 05/21	200.00
Non-Tax	9/14/2021	Fifth Third Bank	Public Space Activation	Public Space Activation: pallet disposal	160.00
Non-Tax	9/14/2021	Fifth Third Bank	Public Space Activation	Public Space Activation: tools	158.92
Non-Tax	9/20/2021	Nicholas James Thomasma	Public Space Activation	Pop Up Performer 8/21	150.00
Non-Tax	9/20/2021	Nicole Hansen	Public Space Activation	Pop Up Performer 08/21	150.00
Non-Tax	9/14/2021	ACO Inc	Public Space Activation	PSA Supplies 7/21	93.62
Non-Tax	9/7/2021	Nathan Coles	Public Space Activation	Pop Up Performer 08/21	50.00
Non-Tax	9/6/2021	ACO Inc	Public Space Activation	PSA Supplies 08/21	27.99
Non-Tax	9/14/2021	ACO Inc	Public Space Activation	PSA Supplies 7/21	17.98
					<u>18,749.55</u>
TOTAL SEPTEMBER 2021 EXPENDITURES					<u>\$ 240,832.35</u>

MEMORANDUM

DOWNTOWN
DEVELOPMENT
AUTHORITY



DDA

DATE: October 8, 2021

TO: Downtown Development Authority

FROM: Tim Kelly, AICP
Executive Director

Agenda Item #04
October 13, 2021
DDA Meeting

SUBJECT: Resolution Approving and Recommending Amendment to the DDA District for Spectrum Health System Center for Transformation and Innovation (CTI)

Attached is a resolution consenting to the removal of a parcel from the Downtown Development Authority's boundary. Removal of the parcel will facilitate approval of a Brownfield Plan Amendment submitted by Spectrum Health System (Spectrum) for their Center for Transformation and Innovation (CTI) in the North Monroe neighborhood of Downtown.

Spectrum Health Systems Overview

Spectrum is an integrated health system formed in 1997, and is the largest employer in West Michigan with numerous facilities throughout the region. Spectrum's health system includes the full array of general and specialized services and programs for individual health. Many of Spectrum's facilities are located in and around downtown Grand Rapids and include a large presence on the Medical Mile, including Helen DeVos Children's Hospital, Lemmen-Holton Cancer Pavilion, Fred and Lena Meijer Heart Center, Butterworth Hospital, and numerous ambulatory facilities and offices. Spectrum's investment in the Medical Mile in the past 15 years has exceeded \$1 billion. In addition, Spectrum has various office and service locations that it leases in and around Grand Rapids. Spectrum Health System currently employs approximately 31,000 individuals in a broad array of medical and non-medical fields. Approximately 5,500 of Spectrum's employees are residents of the City of Grand Rapids, and approximately 15,000 work in Grand Rapids on a regular basis.

Center for Transformation and Innovation

The CTI project proposed by Spectrum will create a system wide headquarters in the North Monroe district and will consolidate approximately 15 facilities located in Grand Rapids, and three facilities that are outside of Grand Rapids. These facilities currently house many non-patient facing operations including the following business units: medical group operations, finance, quality/safety, human resources, and risk & compliance.



DOWNTOWN
GRAND RAPIDS INC.

Development of the CTI campus includes modernization of the existing 155,000 square foot Brassworks building and construction of a new 8-story, 157,000 square foot building, 680 ramped parking spaces, and approximately 215 surface parking spaces, all integrated into a combined campus. Spectrum's goals for the project align with its mission to "improve health, inspire hope and save lives" by developing a project designed around its flexible, productive and collaborative workplace strategy that will provide opportunities for clinical growth in a campus that can grow with the health care system and ultimately reduce operating and administrative costs. The strategic decision to locate in North Monroe also provides opportunities for Spectrum to continue and enhance its work in education, innovation and health improvement collaborations by strengthening its connections to leaders, experts innovators, and caregivers in West Michigan, many of which are located in Downtown.

The City of Grand Rapids and the Downtown Development Authority (DDA) have been working closely with Spectrum for approximately 18 months to ensure this significant investment and associated economic and health care benefits comes to fruition in downtown Grand Rapids. Spectrum's CTI will have space for 1,800 full-time employees at completion of the new 8-story building. Approximately 350 of these jobs will be new to the City of Grand Rapids. Currently, approximately 800 full-time employees work at home due to the COVID-19 pandemic work restrictions. Upon completion of CTI, Spectrum anticipates that all 800 full-time employees will return to the CTI Campus. Furthermore, CTI will also have dedicated training and event space on the first floor of the newly constructed building that will accommodate up to 500 individuals at a time. Spectrum continues to grow to meet the health care needs of the community and expects to continue bringing new jobs to the City of Grand Rapids through the CTI campus and future development in the area.

Development of the project has commenced with demolition of the former manufacturing facility located at 706 Bond Ave NW and renovation of the existing Brassworks building. Vertical construction of the new buildings will commence in Fall 2021 and the project is expected to be complete in Spring 2023. Total project costs are approximately \$100 million which include approximately \$90 million in hard construction, public infrastructure and professional services costs, and \$10 million in personal property investment. The Brownfield Plan Amendment would reimburse approximately \$22 million of eligible costs expected to be incurred by Spectrum for environmental activities, demolition, lead and asbestos abatement, site preparation and public and private infrastructure improvements, including the parking ramp.

In addition to recommending the Brownfield Plan, the City and DDA are also being asked to support the project by working with Spectrum to ensure infrastructure in the area will support both Spectrum's project and future investments in North Monroe, including long-term partnerships on quality of life investments that will benefit residents, visitors, employees and businesses in and around downtown. As part of the CTI build out approximately \$1.65 million of infrastructure improvements will be completed, including to Ottawa Avenue from Hastings to Trowbridge, and traffic signals at Division and Newberry. Funding for those projects was accounted for during the FY22 budgeting process, and requests to the City and DDA for the required work will come at future meetings. Additional improvements are planned on Ottawa Avenue north of the CTI and at the Coldbrook/Monroe/Ottawa intersection (converting from signalized intersection to a roundabout) in

future phases leveraging additional City and federal investments of approximately \$5 million. Spectrum is also engaged in planning initiatives for the Hill and River Network, as well as for 6th Street and Canal Parks.

Beyond infrastructure improvements, Spectrum is also dedicated to working with existing businesses and neighbors and has been meeting regularly with the Monroe North Business Association and the Neighbors of Belknap Lookout. Further, Spectrum has affirmed their commitment to equity, diversity and inclusion as evidenced in the Inclusion Plan submitted with their Brownfield application. Through various outreach, information and contract segmentation efforts, Spectrum has targeted \$4.0 million in participation by Minority-owned Businesses (MBE), \$1.6 million by Women-owned Businesses (WBE) and \$1.5 million by Micro-local Business Enterprises (MLBE). Overall, Spectrum anticipates \$7.1 million of the project to be contracted to MBE, WBE and/or MLBE subcontractors.

Summary of Requested Action

The project described above will take place on the properties currently identified as 635, 706 and 725 Bond Ave NW (new CTI building and parking), and 648 Monroe Ave NW (modernized Brassworks building). To facilitate the project and to receive reimbursement for eligible activities, Spectrum has applied to the City of Grand Rapids for a Brownfield Plan Amendment approval. Due to the Smart Zone and DDA already being established and in a position to capture property tax increment in this area, several properties need to be removed from the DDA and Smart Zone boundaries to allow the Brownfield Authority to support the project.

The following is a summary of the actions required by the City and DDA to approve this request:

- Removal of a portion of 710 Monroe Ave NW from the SmartZone and Downtown Development Authority's tax capture district;
 - *Note – as the SmartZone was established in this area in 2001, and before the DDA expansion in 2016, the DDA does not currently capture tax increment revenue from 710 Monroe Avenue.*
- Removal of 635, 706 and 725 Bond Ave NW from the SmartZone Local Development Finance Authority's certified technology park district;
- Brownfield Authority approval of a Plan Amendment; and
- Public hearings and adoption of the Smart Zone and DDA Plan Amendments as well as the Brownfield Plan Amendment by the Grand Rapids City Commission.

At their meeting on October 7, 2021 the SmartZone approved a resolution removing the requested properties from their district. If the DDA approves the attached resolution the next step would be Brownfield Authority's consideration of the Plan Amendment on October 28, 2021.

Recommendation: Approve the resolution recommending revisions to the City of Grand Rapids Downtown Development Authority boundary to support approval of a Brownfield Plan Amendment for Spectrum Health's Center for Transformation and Innovation.

**CITY OF GRAND RAPIDS
DOWNTOWN DEVELOPMENT AUTHORITY**

**RESOLUTION APPROVING AND RECOMMENDING AMENDMENT
TO DOWNTOWN DEVELOPMENT AUTHORITY DISTRICT**

Boardmember _____, supported by Boardmember _____, moved the adoption of the following resolution:

WHEREAS, pursuant to the Downtown Development Authority Act, Act 197 of the Public Acts of Michigan of 1975, recodified in Act 57 of 2018 ("Act 57"), the City of Grand Rapids (the "City") City Commission previously created the City of Grand Rapids Downtown Development Authority (the "DDA") and established the boundaries of the downtown district of the DDA (the "DDA District"); and

WHEREAS, Act 57 permits the boundaries of the DDA District to be amended through the same procedures for adopting the ordinance creating the DDA; and

WHEREAS, the Board of the DDA has determined to amend the boundaries of the DDA District by excluding property as indicated on the attached Exhibit A (the "DDA District Amendment"); and

WHEREAS, the Board of the DDA desires to approve and recommend the DDA District Amendment to the City Commission for consideration.

NOW, THEREFORE, BE IT HEREBY RESOLVED AS FOLLOWS:

1. That the DDA District Amendment is hereby approved and recommended to the City Commission for its consideration.
2. That all resolutions or parts of resolutions in conflict herewith shall be and the same are rescinded.

YEAS: Boardmembers _____

NAYS: Boardmembers _____

ABSENT: Boardmembers _____

ABSTAIN: Boardmembers _____

RESOLUTION DECLARED ADOPTED.

Dated: _____

Secretary

CERTIFICATION

I, the undersigned duly qualified and acting Secretary of the City of Grand Rapids Downtown Development Authority (the "DDA"), do hereby certify that the foregoing is a true and complete copy of a resolution adopted by the Board of the DDA at a regular meeting held on October 13, 2021, and that public notice of said meeting pursuant to, and in compliance with, Act 267 of the Public Acts of Michigan of 1976, as amended.

Dated: October 13, 2021

Secretary

EXHIBIT A

PROPOSED DDA DISTRICT AMENDMENT

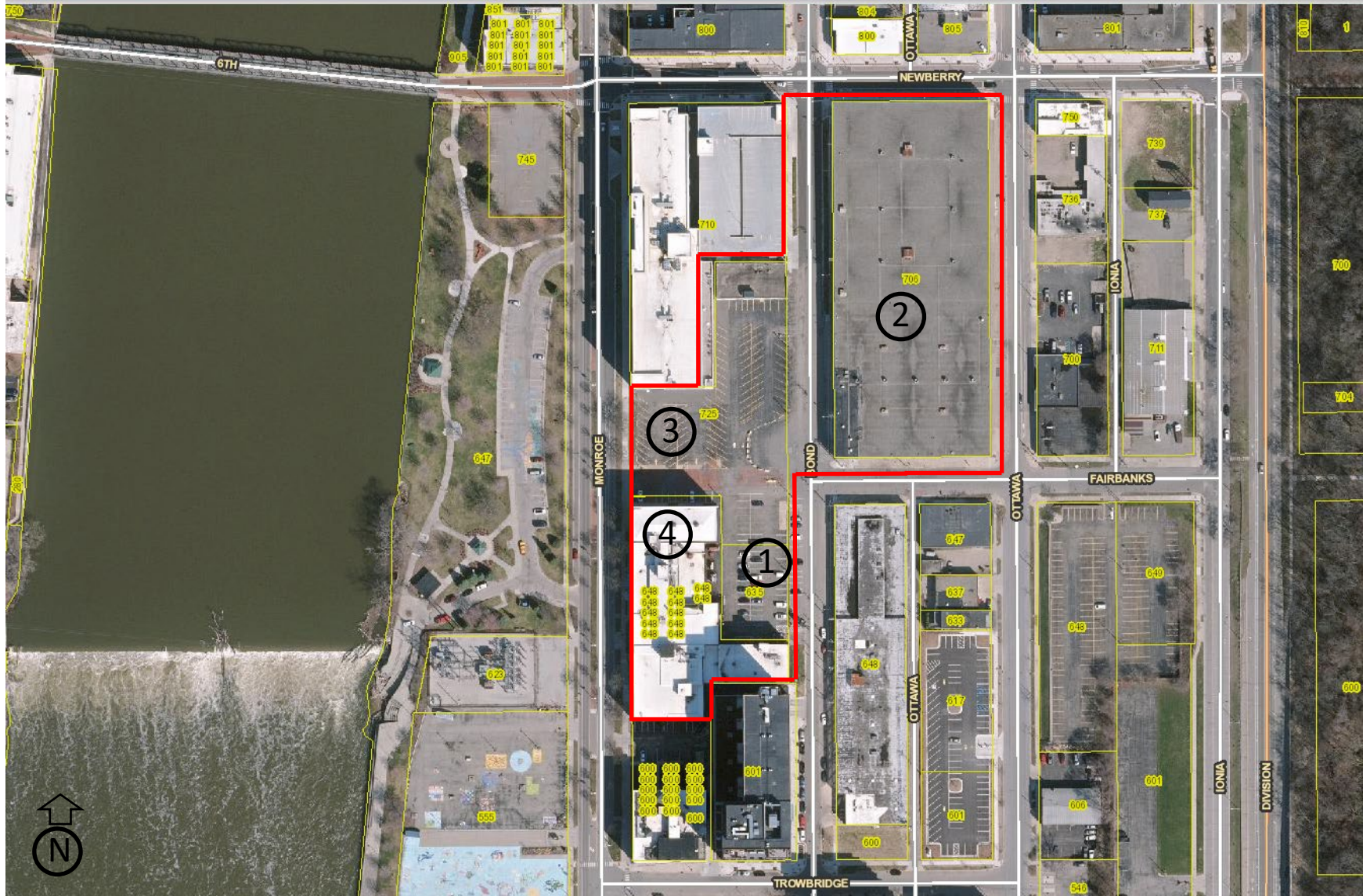
The following property is to be removed from the DDA District:

Permanent Parcel Number	Street Address
41-13-24-432-018	710 Monroe Ave NW

Spectrum CTI Site Overview

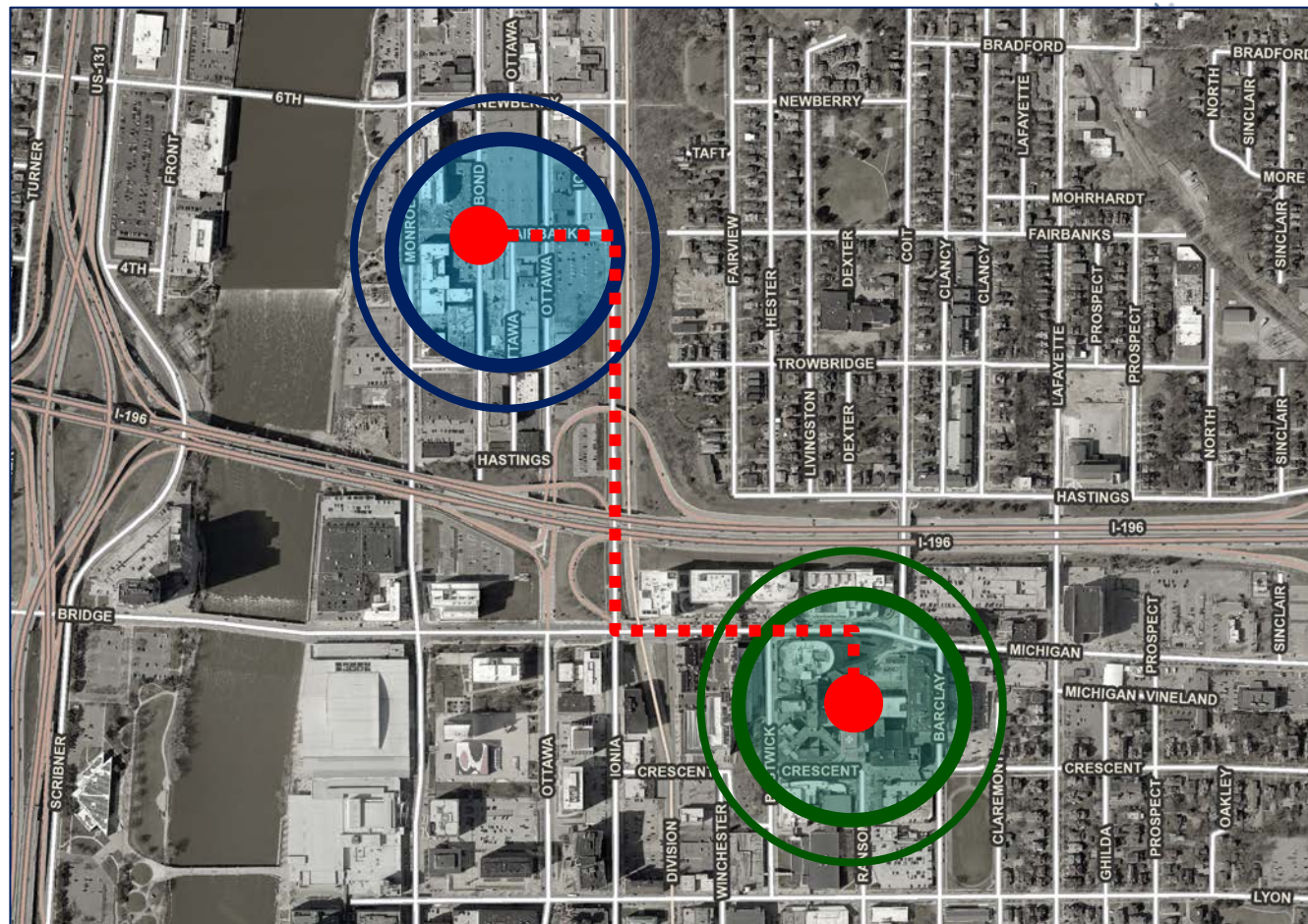
- 1 – 635 Bond Ave
2 – 706 Bond Ave
3 – 725 Bond Ave
4 – 648 Monroe Ave
(Brassworks)

— CTI Site Boundary



- EXISTING CAMPUS
- NEW CTI LOCATION
- CONNECTION

SPECTRUM HEALTH CTI
PROXIMITY DIAGRAM





Site Plan





NEW CTI / NORTH MONROE VIEW



NEW CTI / EAST VIEW



President & CEO Report DGRI Highlights October 2021

DDA (9/8/21)

- Approved funding for improvements at Fish Ladder Park.
- Approved funding for additional improvements to Michigan Street river crossing.
- Approved contract and funding with Smith Group for Hill and River Network Plan.
- Recommended a DDA liquor license for Woodrow's to the City Commission.
- Approved funding for 10 art installations for World of Winter 2022
- Received an update on Heartside Mural installations.
- Next Meeting: October 13, 2021

DID (9/23/21)

- Approved utilization of banked hours to increase Ambassador wages.
- Discussed planning and process for the FY23 reauthorization.
- Next Meeting: November 17, 2021

MNTIFA (6/10/21)

- Adopted FY22 Budget
- Approved funding for FY22 DASH MOU
- Received update on North Monroe public space activation projects
- Next Meeting: TBD

DGRI (9/22/21)

- Approved lease extension for DGRI office at 29 Pearl Street.
- Approved amendment to DGRI Articles of Incorporation.
- Approved FY22 Performance Measures.
- Received updates on FY21 Priority Projects.
- Next Meeting: December 13, 2021

GR Forward Goal 1: Re-establish the Grand River as the draw to the city & region

Determine long-term governance strategy to develop, manage, activate and sustain the future revitalized

Grand River corridor

- Lead: Downtown Grand Rapids Inc. in partnership with City of Grand Rapids, Kent County and Grand Rapids Whitewater
- Recommendations of Organizational Leadership Committee presented to DGRI B of A in May 2021.
- Founding Board convened September 2021.
- Committee and Task Forces forming and will report out at next meeting in November.
- Community engagement planning with WMCAT Public Agency in process.

Restore the Whitewater Rapids in the Grand River

- Lead: Grand Rapids Whitewater in partnership with the City of Grand Rapids
- Environmental Assessment continues for the lower reach from I-196 to Fulton Street
- GRWW continues to organize for permit filing with environmental regulatory authorities

Lyon Square Opportunity Site

- Lead: Downtown Grand Rapids Inc in partnership with the City of Grand Rapids, Convention/Arena Authority and Amway Grand Plaza Hotel
- Finalizing construction documents and permitting with Progressive A/E and stakeholder group. Anticipate bidding Winter 2021 and construction commencement Spring 2022.
- Memorandum of Understanding drafted for ongoing maintenance and operations of completed project.

Anchor the River with new Development on Select Sites

- Leads: City of Grand Rapids, Convention and Arena Authority, Grand Action 2.0, Downtown Grand Rapids Inc.
- City Commission approved resolution to enter an option with CAA to purchase a portion of the 201 Market site for a Downtown amphitheater.
- City currently has option on Kent County Road Commission site at 1500 Scribner Avenue for possible relocation of City facilities.
- Grand Action 2.0 completing proof of concept phase for amphitheater at 201 Market to be completed in fall 2021.

GR Forward Goal 2: Develop a true Downtown neighborhood home to a diverse population

Encourage infill development to close gaps within and between neighborhoods

- Leads: Downtown Grand Rapids Inc. and City of Grand Rapids
- Bridge South engagement continuing with neighborhood stakeholders and City of Grand Rapids staff.
- Recommendations and implementation plan finalized in March 2021.

Establish a Downtown resident organization

- Lead: Downtown Grand Rapids Inc.
- Downtown Neighbor Network Advisory Committee established Q1 2019
- Launched neighbor-focused website in 2020.
- Continuing monthly meetings and have established a pedestrian safety and communications sub-committee.

Expand public restroom options to ensure a clean and safe neighborhood

- Lead: Downtown Grand Rapids Inc. in partnership with City of Grand Rapids
- Portland Loo identified as a solution to pilot in Heartside Neighborhood at the corner of Weston/Division
- Install completed spring 2020.
- GR DDA approved funding to identify additional locations. Evaluations underway with installation expected in 2022.

GR Forward Goal 3: Implement a 21st-century mobility strategy

Improve navigation and wayfinding

- Lead: Downtown Grand Rapids Inc. in partnership with the City of Grand Rapids
- DDA approved a contract with Progressive A/E in June 2020
- 95 percent review of design types scheduled week of August 16 and will be at City Design Team on August 18
- Prioritizing list of initial install locations
- Final design delivered fall 2021 with bidding expected winter 2022.

Complete the networks in and out of Downtown: Ottawa Avenue resurfacing

- Lead: City of Grand Rapids in partnership with Downtown Grand Rapids Inc and Michigan Department of Transportation
- DDA approved its share of funding contribution in May 2021.
- In addition to resurfacing, scope includes decorative streetlights, street trees, planters, landscaping, irrigation, street furniture, and infrastructure for future traffic signals that will be installed when the street is eventually restored to a two-way.
- Project is currently under construction and expected to be complete before 2022.

Provide additional automobile parking supply

- Lead: City of Grand Rapids, various institutions and the private sector
- 3,600 spaces came online from Q2019 – Q2 2021 in Downtown.
- An additional 1,600 are under construction.
- Downtown Grand Rapids remains in the biggest parking construction boom in its history

GR Forward Goal 4: Grow more & better jobs & ensure the continued vitality of the local economy

Recruit major office anchors to Downtown

- Partners: City of Grand Rapids, The Right Place, Grand Rapids Area Chamber of Commerce, DGRI and key real estate leaders
- GR DDA authorized negotiations for major office user on DDA-owned land adjacent to Studio Park
- Acrisure construction complete at Studio Park.
- BAMF Health “groundbreaking” in the Doug Meijer Medical Innovation Building scheduled for August 11 with build out set to be complete in June 2022.
- Perrigo HQ \$45M development under construction and scheduled to be complete in summer 2022.
- Spectrum Center for Transformation and Innovation has begun demolition in Monroe North with an estimated completion date in 2023.

Foster ground-floor businesses to close retail gaps and diversify the mix of Downtown retail offerings

- Leads: Downtown Grand Rapids Inc., City of Grand Rapids, Grand Rapids Area Chamber of Commerce and The Right Place

- MJB Consulting initial outreach and engagement completed with stakeholders and industry experts.
- Phase 2 of the work is underway and will deliver next step recommendations and geographically focused strategic plan in fall 2021.
- Since 2019 the DDA has approved twelve new Downtown businesses through the Retail Incubation Grant.

GR Forward Goal 5: Reinvest in public space, culture & inclusive programming

Enhance existing non-riverfront parks and open spaces through redesign and programming: Ecliptic at Rosa Parks Circle

- Lead: Ecliptic at Rosa Parks Circle Conservancy in partnership with the City of Grand Rapids and Downtown Grand Rapids Inc.
- DDA funding approved in April 2021.
- Construction underway and scheduled to be complete winter 2022.

Create new (non-riverfront) open space assets: Hill and River Network Plan

- Lead: Downtown Grand Rapids Inc. in partnership with the City of Grand Rapids, Monroe North Business Association, Grand Valley State University, Spectrum Health, Neighbors of Belknap Lookout.
- RFP issued in June 2021. 13 responses received and interviews were held the week of August 23rd.
- Smith Group hired / approved at the DDA meeting in September.
- Stakeholder group convened October 8 for initial meeting.
- Design process and planning initiative anticipated to last 10-12 months.

Expand winter recreational programming in Downtown parks and public spaces

- Lead: Downtown Grand Rapids Inc and City of Grand Rapids
- Committee reviewed more than 30 proposals and will advance proposal for DDA consideration in September.
- DDA approved funding for 10 major art installations as part of World of Winter 2022.
- Planning and activation coordination is underway for the event that will begin January 2022.

Expand arts and cultural events and temporary programming to further activate the public real year round

- Lead: Downtown Grand Rapids Inc. and City of Grand Rapids
- DDA approved event sponsorships for Art Prize, Confluence and the Global Water Festival in June 2021.
- Organizing with City and Art Prize teams about Art Prize 2021.
- Organized Silent Disco at Studio Park on Saturday 8/21.
- Bicentennial commemoration of the signing of the 1821 Treaty of Chicago at Ah-Nab-Awen occurred 8/29

Continue turning up the volume on public art

- Lead: Downtown Grand Rapids Inc. and City of Grand Rapids
- Women's Way mural ribbon cuttings completed September:
- DDA approved funding for Heartside mural series in April. Artists to begin painting at 5 locations the week of August 9. Tours to begin fall 2021.
- Downtown Social Zone barrier mural projects are underway.
- Storm drain mural project to educate on the storm drain system is underway.



DOWNTOWN
GRAND RAPIDS INC.

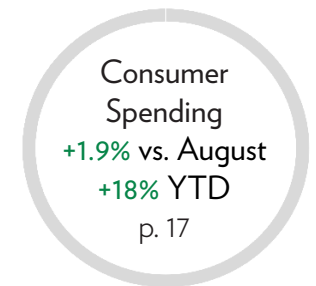
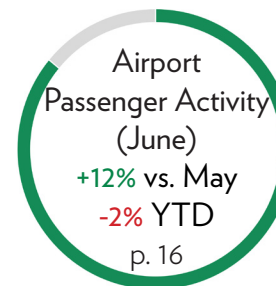
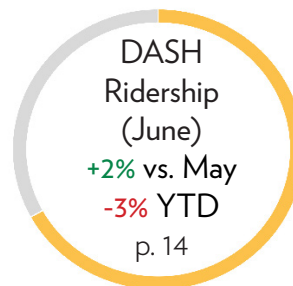
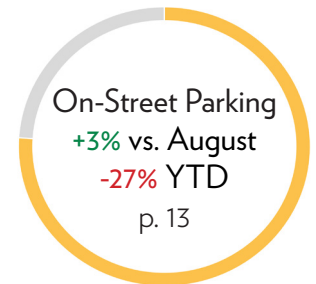
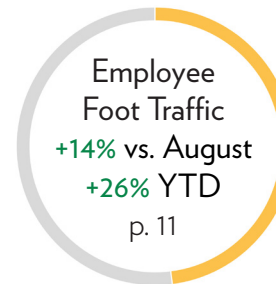
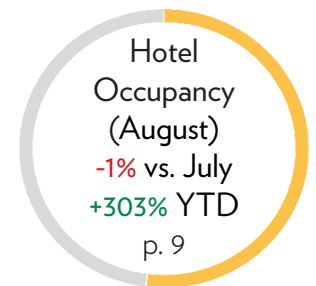
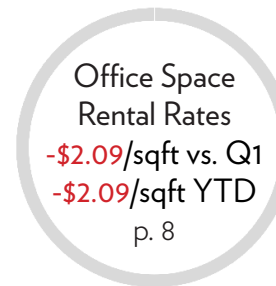
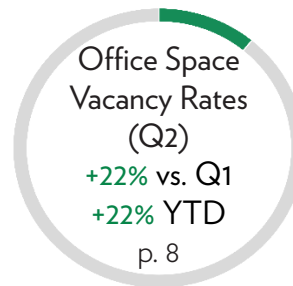
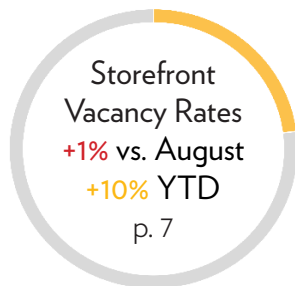
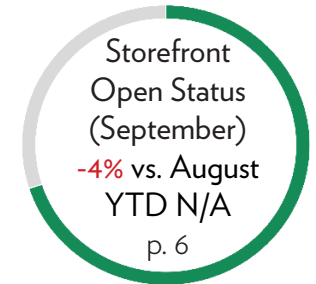
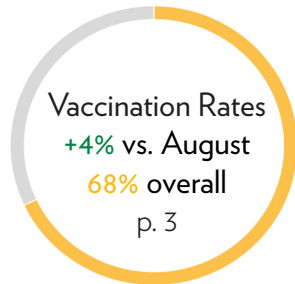
COVID-19 Reignition Report

Produced October 5, 2021

Summary of Downtown Vital Signs

Month over Month & Year to Date Changes

Most Recently Completed Month: **September 2021**



Kent County Vaccination Distribution & Administration

68%

of Michigan residents
have received 1st dose
as of October 5th

59%

of doses administered
83% nation-wide
75% state-wide

65%

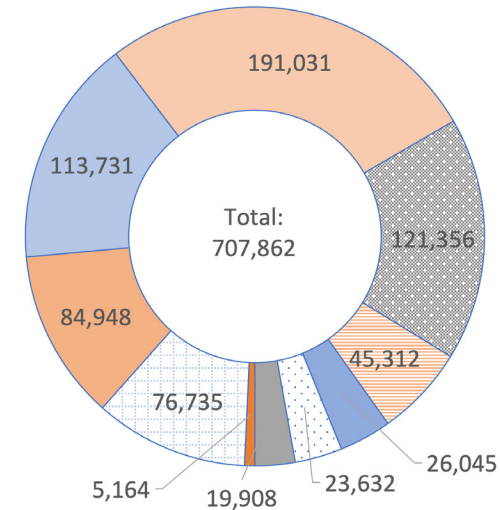
of Kent residents
fully vaccinated
65% nation-wide
58% state-wide

21,588

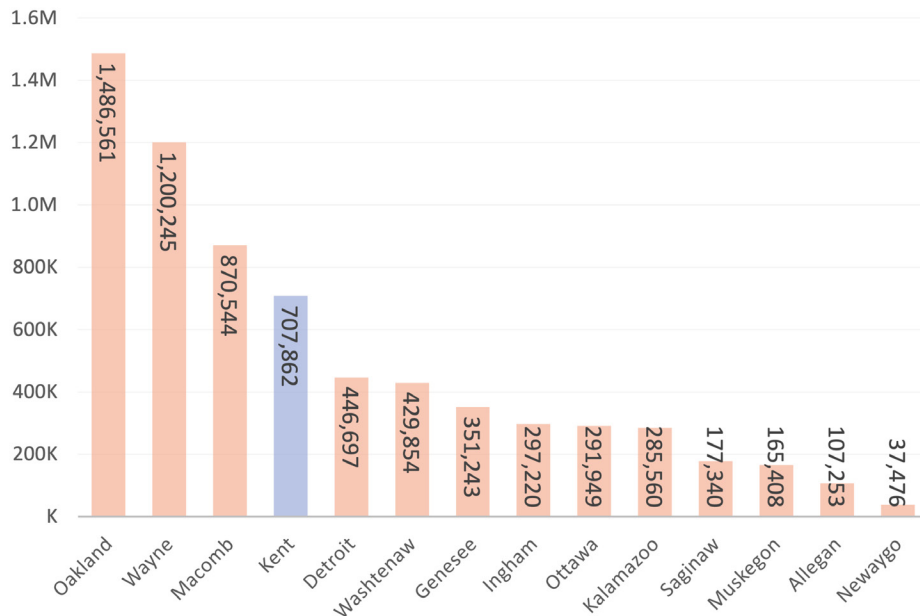
boosters doses
administered in Region 6
Grand Rapids is in Region 6

Total Vaccines Administered in Kent County

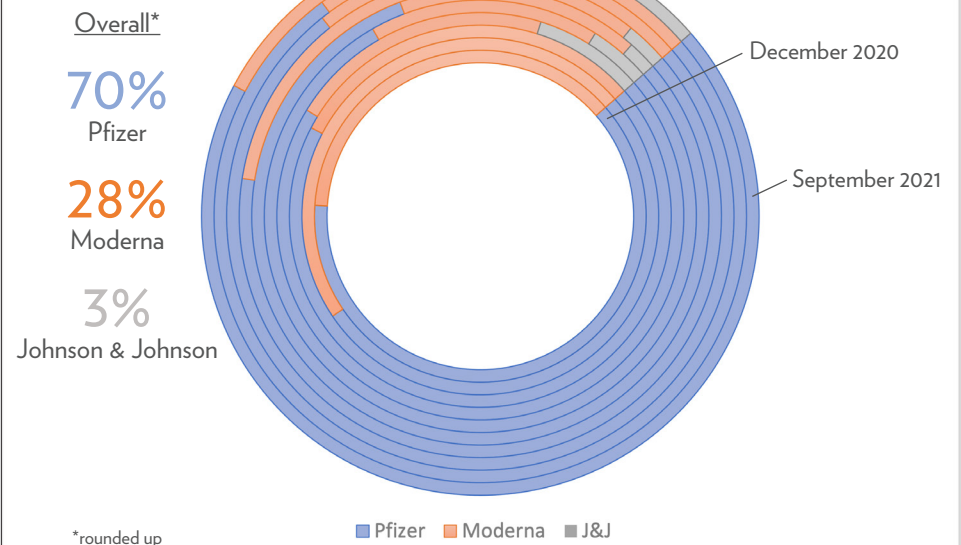
Dec 2020 Jan 2021 Feb 2021 Mar 2021 April 2021
May 2021 June 2021 July 2021 Aug 2021 Sept 2021



Number of Vaccines Administered Per County



Vaccine Distribution Per Vaccine Type in Kent County



Business Openings

2020

- ① Daniel Gracie JiuJitsu (May 5)
- ② Sunny Boba (June)
- ③ Morning Belle (June 8)
- ④ Ding Tea (June 28)
- ⑤ Downtown Nutrition (June 29)
- ⑥ Art Caribbean Fusion Cuisine (July 10)*
- ⑦ The Color Forest (July 16)*
- ⑧ Insomnia Cookies (July 21)
- ⑨ Pump House (July 23)
- ⑩ Balke P&D Gallery (August 7)
- ⑪ Alt City Beverage @ DTM (August 20)
- ⑫ Knoop (September 8)
- ⑬ Mel Styles (September 19)*
- ⑭ Tupelo Honey (September 19)
- ⑮ Basic Bee Boutique (November 14)*
- ⑯ Purpose Training Studio (November 16)
- ⑰ GRNoir (December 4)*
- ⑱ Aggregate 136 (December 4)
- ⑲ House Rules Game Lounge (Dec 4)
- ⑳ Pack Elephant (December 10)*
- ㉑ Arktos Meadery (December 11)

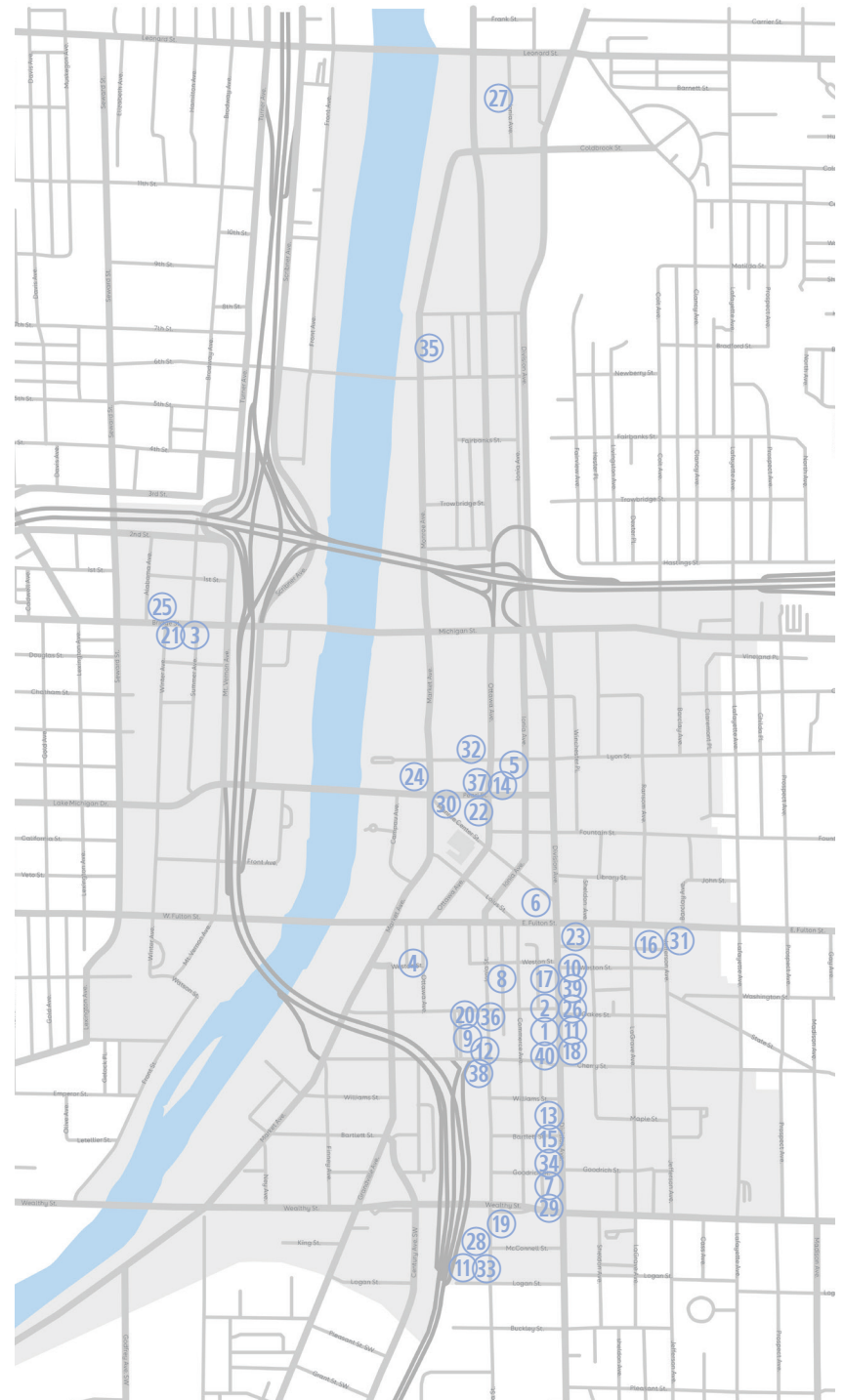
2021

- ㉒ Marissa's Jewels (January)
- ㉓ Poké Poké & Boba (January 19)
- ㉔ MDRD (February 2)
- ㉕ Condado Tacos (February 4)
- ㉖ Blonde Theory (March 1)*
- ㉗ Spinful.Bike (March 9)
- ㉘ Gaby's Gourmandise @ DTM (May 8)
- ㉙ Eagle Eye Tattoo (May 10)
- ㉚ Wise Men Distillery (June 2)
- ㉛ The 12th House GR (June 2)*
- ㉜ DGX Market (June 21)
- ㉝ Squibb Café @ DTM (June 25)
- ㉞ The Dream Garden (July 17)
- ㉟ High Point Tattoo (August 21)
- ㊱ Starbucks @ Studio Park (September 1)
- ㊲ Webster's Market (September 3)
- ㊳ Portico (September 3)
- ㊴ ArtRat Gallery (September 10)
- ㊵ Skelletones (September 10)

17% BIPOC-Owned
38% Women-Owned
43 businesses opened
 in the same time
 frame pre-COVID

*received DDA Retail Incubation Grant

Source: Downtown Grand Rapids Inc.



Business Closings

2020

- ① Zoey Ashwood Fine Art (May)
- ② Charley's Crab (May 15)
- ③ Grand Central Market (June 1)
- ④ The Wheelhouse (June 4)*
- ⑤ Madcap @ DTM (June 8)
- ⑥ UICA (June 17)*
- ⑦ Dog Story Theatre (June 27)*
- ⑧ Sloppy Joe's Snack Shack (July)
- ⑨ Bend Gallery (July)
- ⑩ Perrigo Printing (July 1)*
- ⑪ Social Kitchen (July 7)
- ⑫ Gina's Boutique (August 8)
- ⑬ Sin Republic Salon (August 28)
- ⑭ GRAM Store (August 30)
- ⑮ GP Sports (Summer)
- ⑯ Craft Beer Cellar (September 26)*
- ⑰ Beer City Barre (October 31)
- ⑱ Bultema Group (December 14)*
- ⑲ The Dog Pit (December 19)*

businesses opening
1.18x
faster than closing

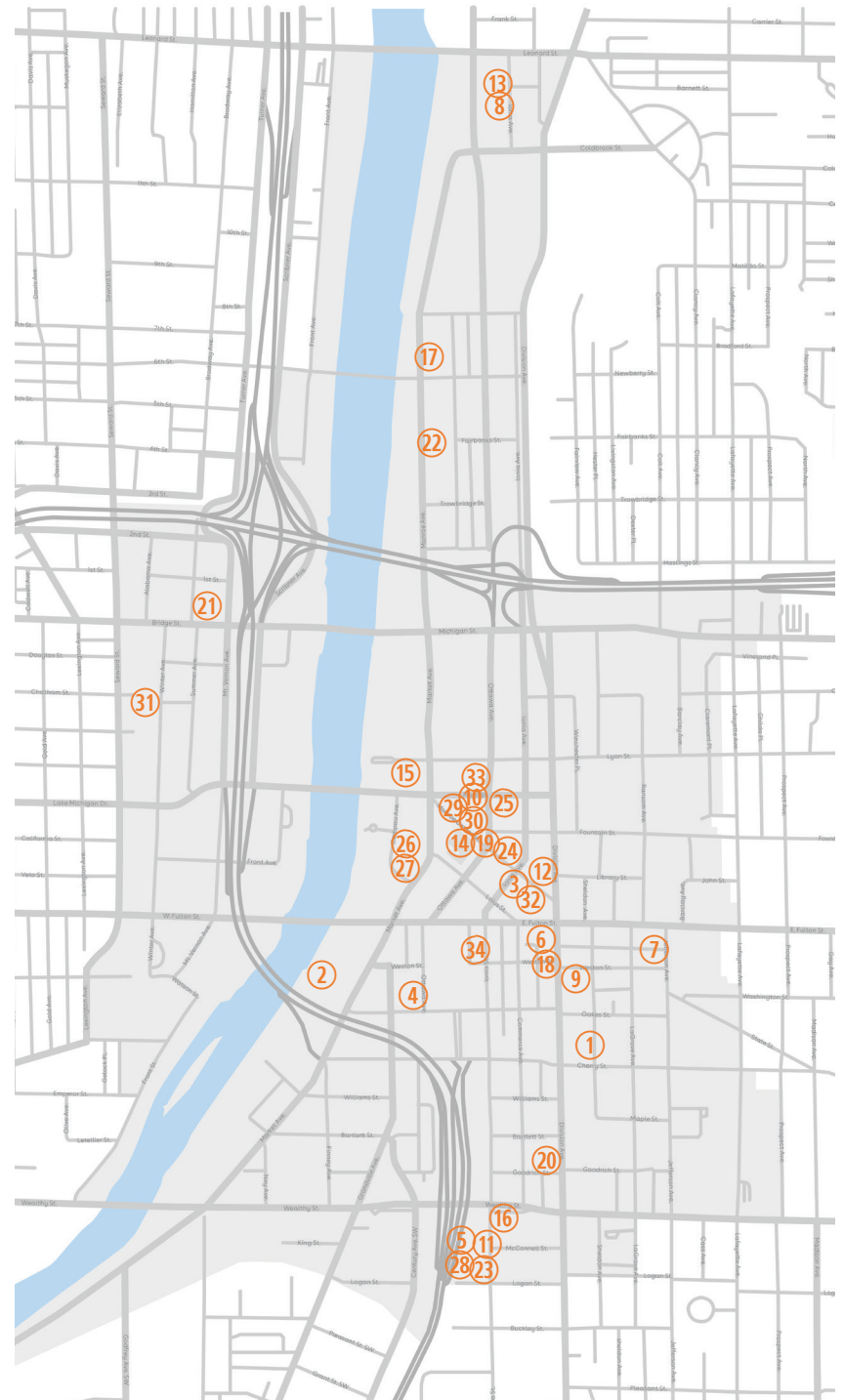
2021

- ⑳ Iyengar Yoga Center (2021)
- ㉑ The Mitten State (February 9)
- ㉒ Big E's Sports Grill (February 18)
- ㉓ Sweetie-Licious @ DTM (February 25)
- ㉔ Apothecary Off Main (February 28)
- ㉕ Downtown Ferris Coffee (March 14)
- ㉖ MLive (April)
- ㉗ Monroe Ave Subway (April)
- ㉘ Bliss & Vinegar @ DTM (April 25)
- ㉙ Marissa's Jewels (May)
- ㉚ Electric Hero (May 20)
- ㉛ West Side Ferris Coffee (May 22)
- ㉜ Art Caribbean Fusion Cuisine (June 21)
- ㉝ Jam'N Bean (June 28)
- ㉞ Go Java Coffee (July 18)

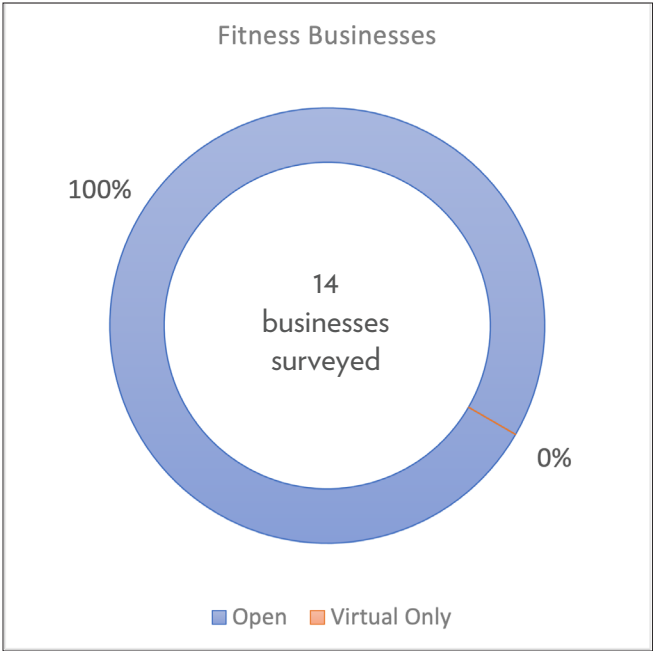
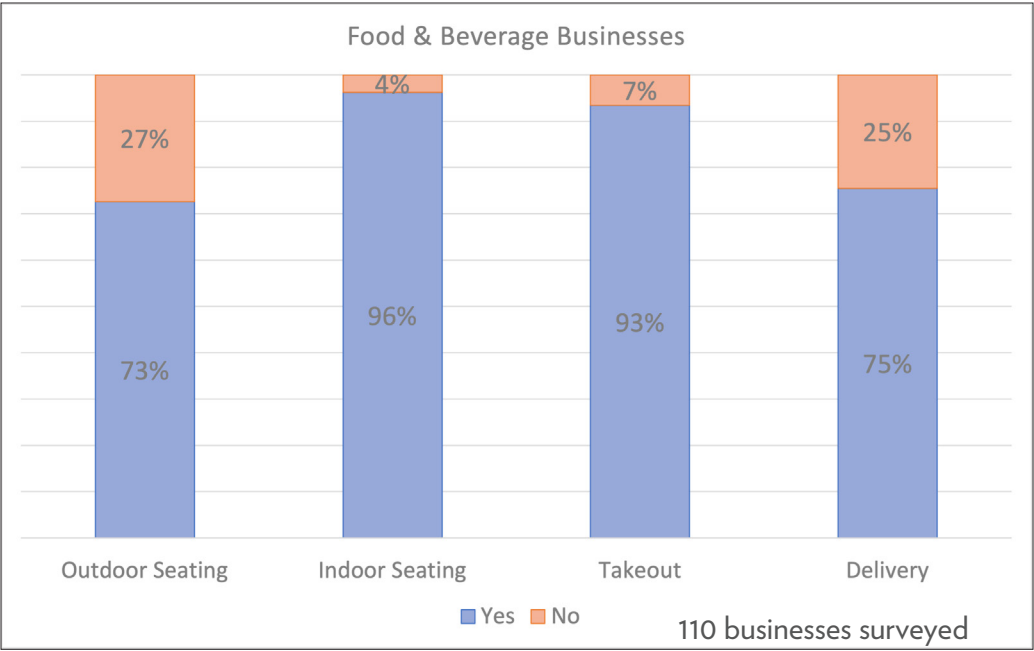
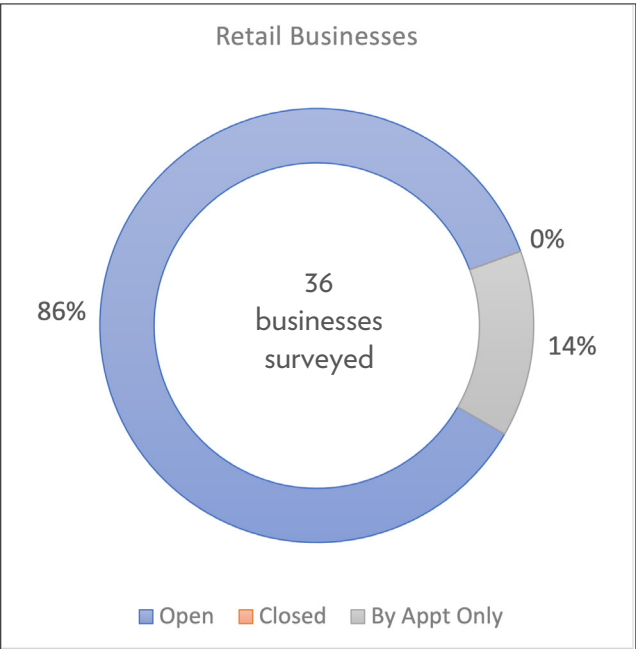
21
businesses closed
in the same time
frame pre-COVID

*business transitioned or moved

Source: Downtown Grand Rapids Inc.



Tracking Storefront Business State of Operations



Calculations made on September 1st, 2021.

Source: Downtown Grand Rapids Inc.

Ground-Floor Storefront Vacancies

348
ground-floor
businesses in DT

23%
current
vacancy rate

2.4 yr
average vacancy
duration

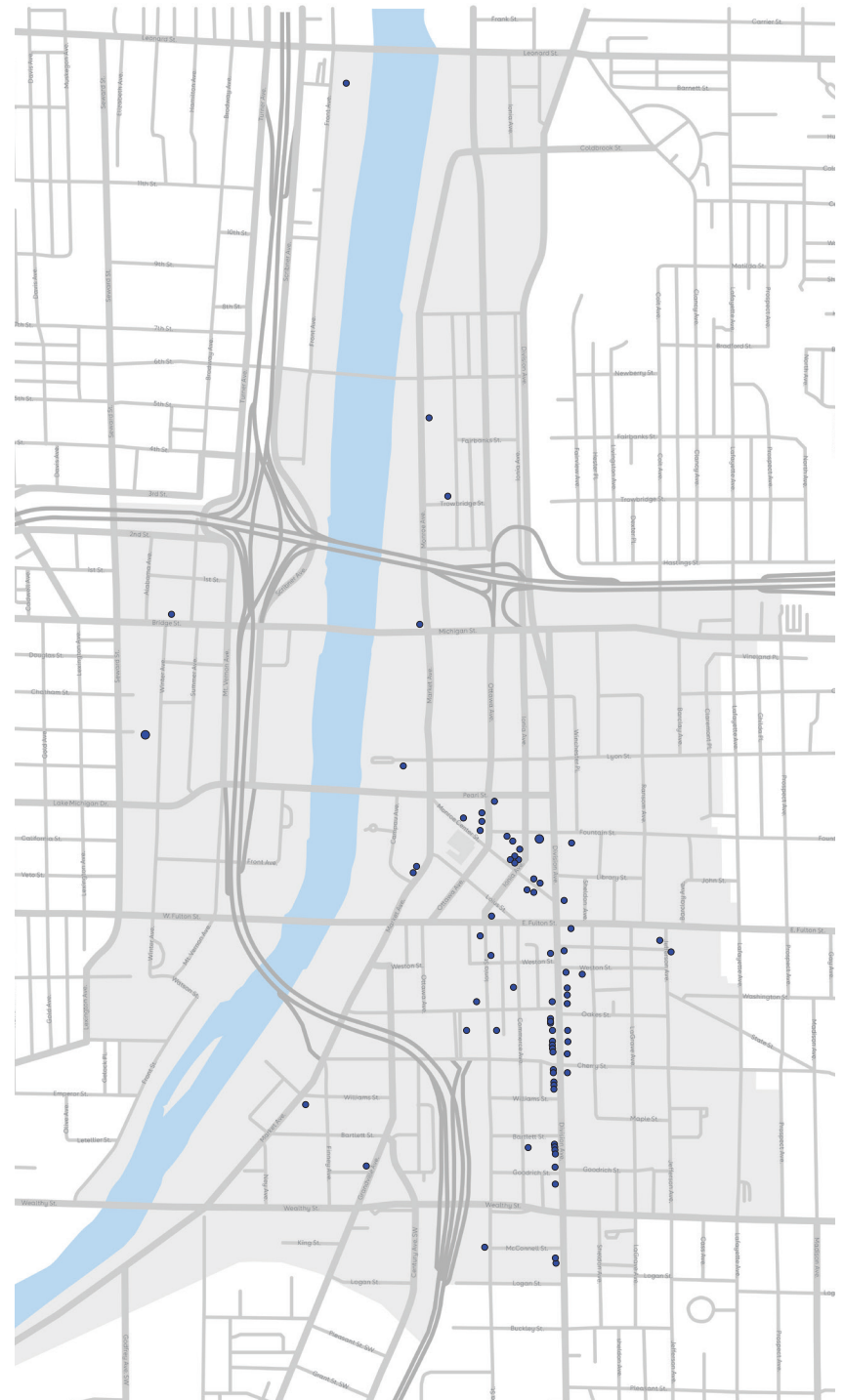
This equates to
402k
square feet of
available space

7 new storefront businesses in the last 12 months:

- 449 Bridge St NW #1 (Condado Tacos @ Bridge St Lofts)
- 449 Bridge St NW #2 (Vacant @ Bridge St Lofts)
- 10 Ionia Ave NW #1 (Wahlburgers @ Residence Inn)
- 10 Ionia Ave NW #2 (Social Misfits @ Residence Inn)
- 111 Lyon St NW #1 (Vacant)
- 111 Lyon St NW #2 (Real Seafood Co)
- 111 Lyon St NW #3 (DGX)
- 121 Ionia Ave SW #105 (Starbucks @ Studio Park)

Anticipated new storefront business space:

- 430 Monroe Ave NW development - 2022
- 446 Grandville redevelopment - 2022
- ICCF Tapestry Square - 2022
- Spectrum T&I Center - 2023



Downtown Office Space Vacancy

Updated Quarterly

2%

overall **increase** in
vacancy rates through
2020 and 2021

Colliers estimates

5.7M

square feet of occupied
space in Q2 2021, a

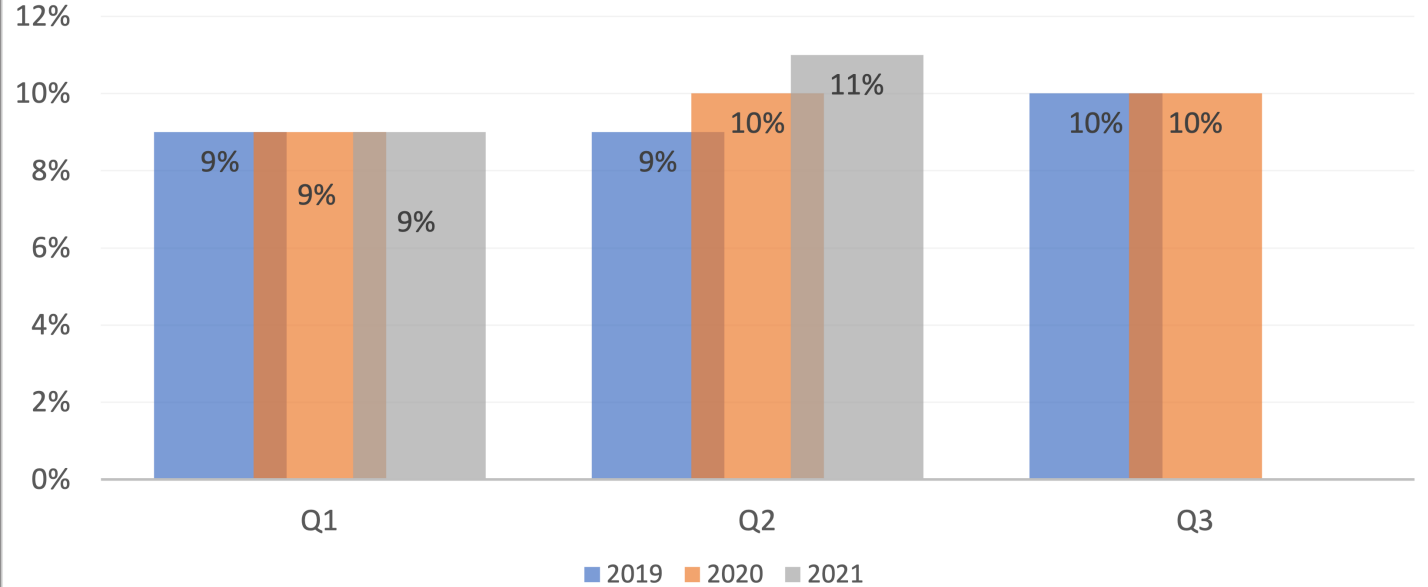
2%

decrease since
Q2 2020

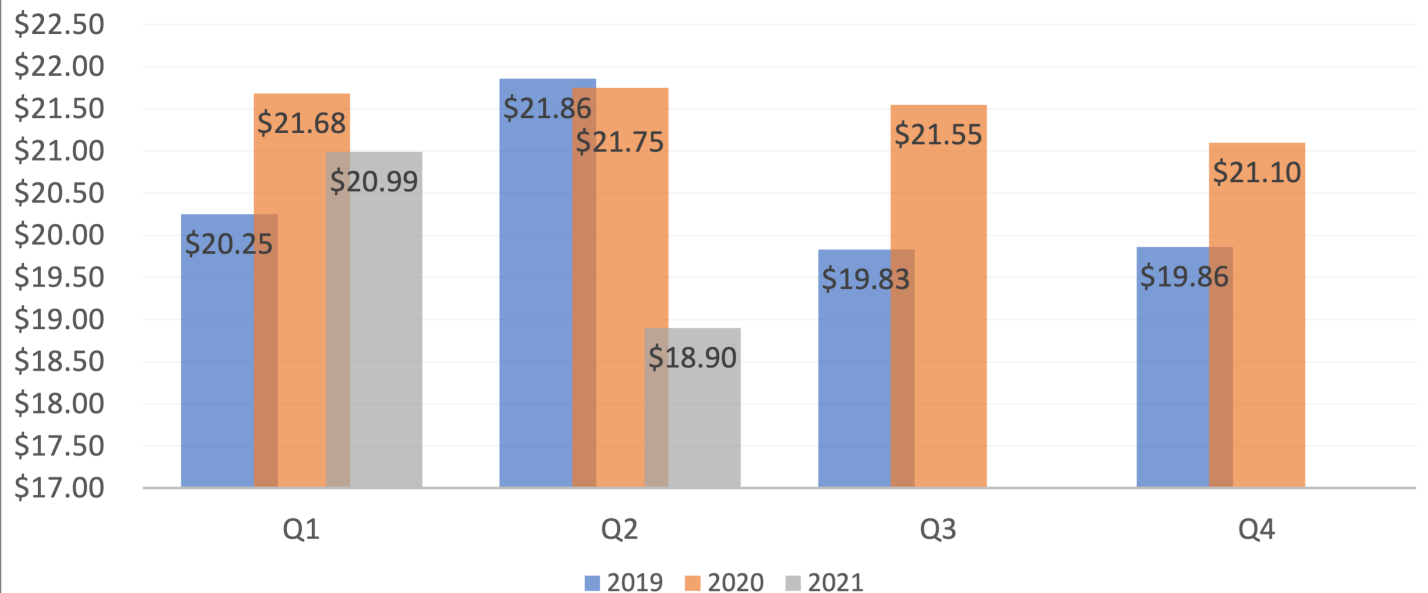
13%

overall **decrease** in
rental rates (\$2.78)
in 2020 and 2021

Downtown Office Space Vacancies Rates
2019 vs. 2020 vs. 2021



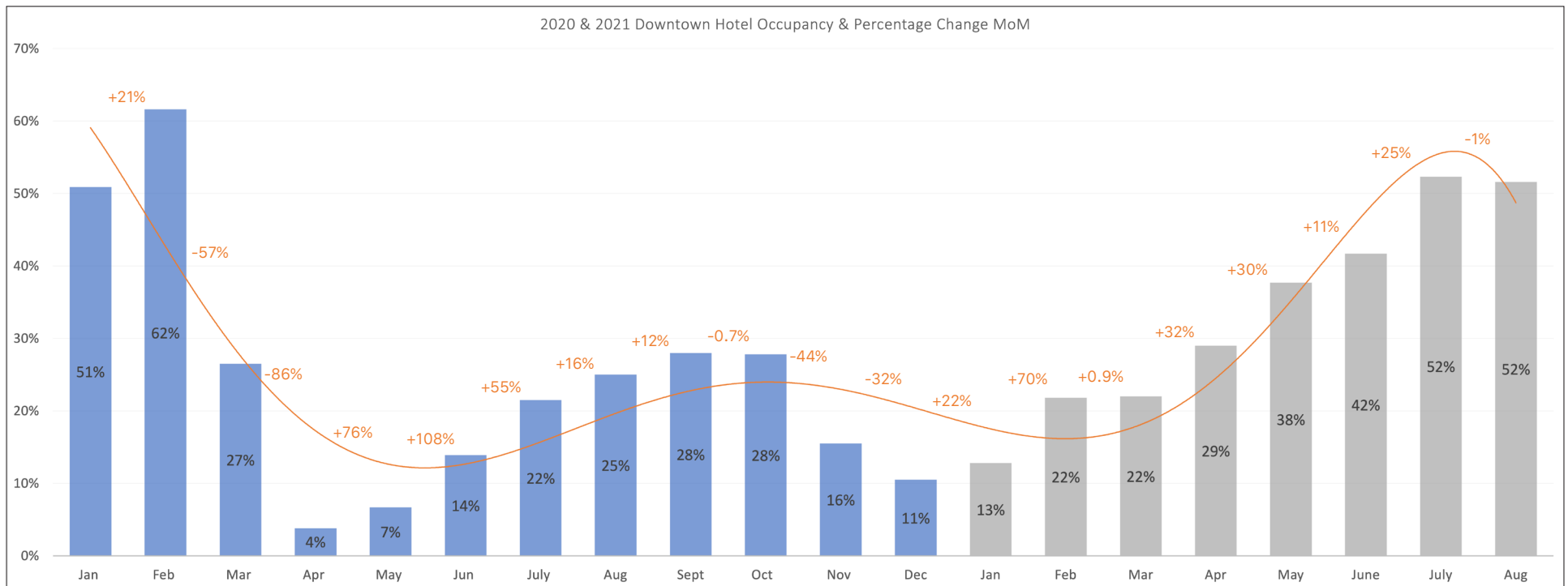
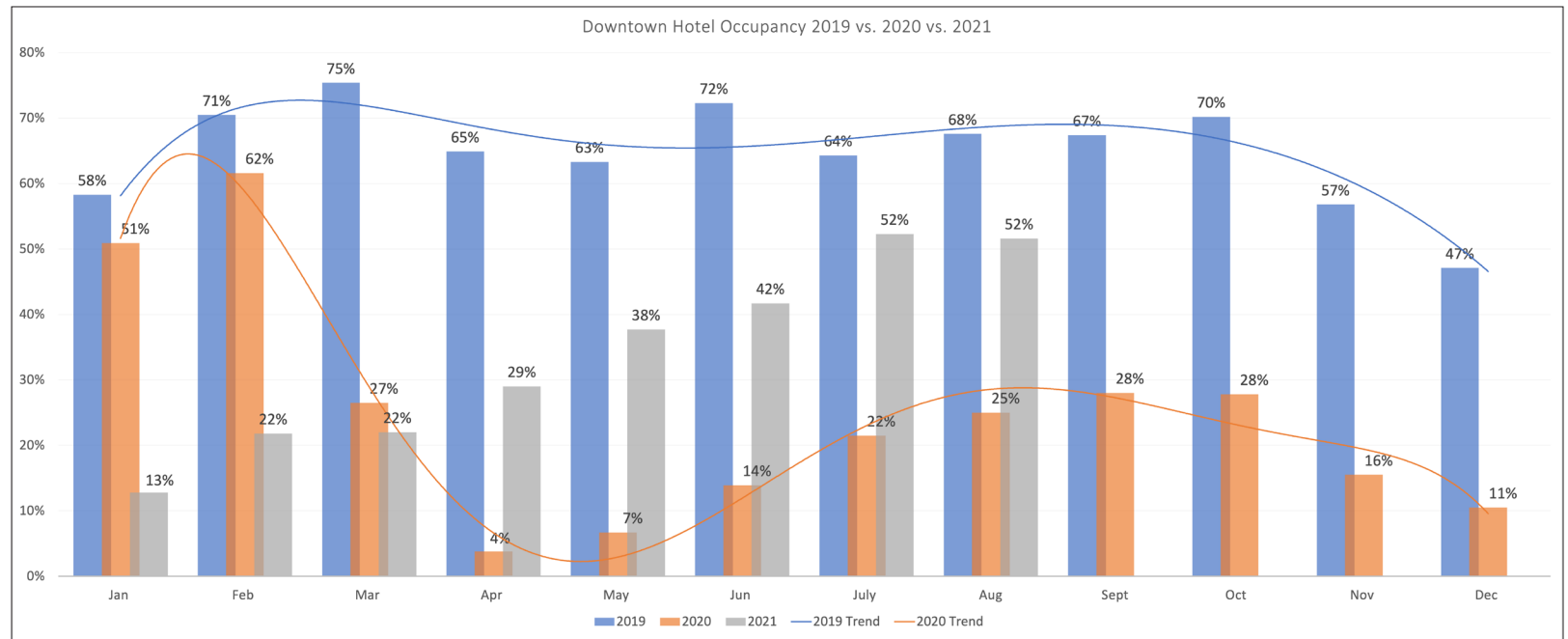
Downtown Office Space Rental Rates
2019 vs. 2020 vs. 2021



Hotel Occupancy

61%
average **decrease**
in hotel occupancy
during COVID

391%
overall **increase** in
hotel occupancy in
2021 since Dec 2020



Source: Smith Travel Research
via Experience GR

City Employment Rates

7%

average **decrease** in
employment during COVID

Key Dates

March 15, 2020

bars/restaurants closed for dine-in, gyms, theaters and other public places.

June 8, 2020

restaurants & bars reopen at limited capacity.

September 9, 2020

gyms, pools and organized sports can reopen/resume.

July 1, 2020

indoor service at bars recloses.

November 18, 2020

indoor dining, theaters, bowling alleys, casinos, group fitness classes, organized sports reclose.

December 18, 2020

some businesses (casinos, cinemas, bowling alleys) reopen. Indoor dining remains closed.

February 1, 2021

indoor dining reopens with capacity restrictions, 10 p.m. curfew.

March 5, 2021

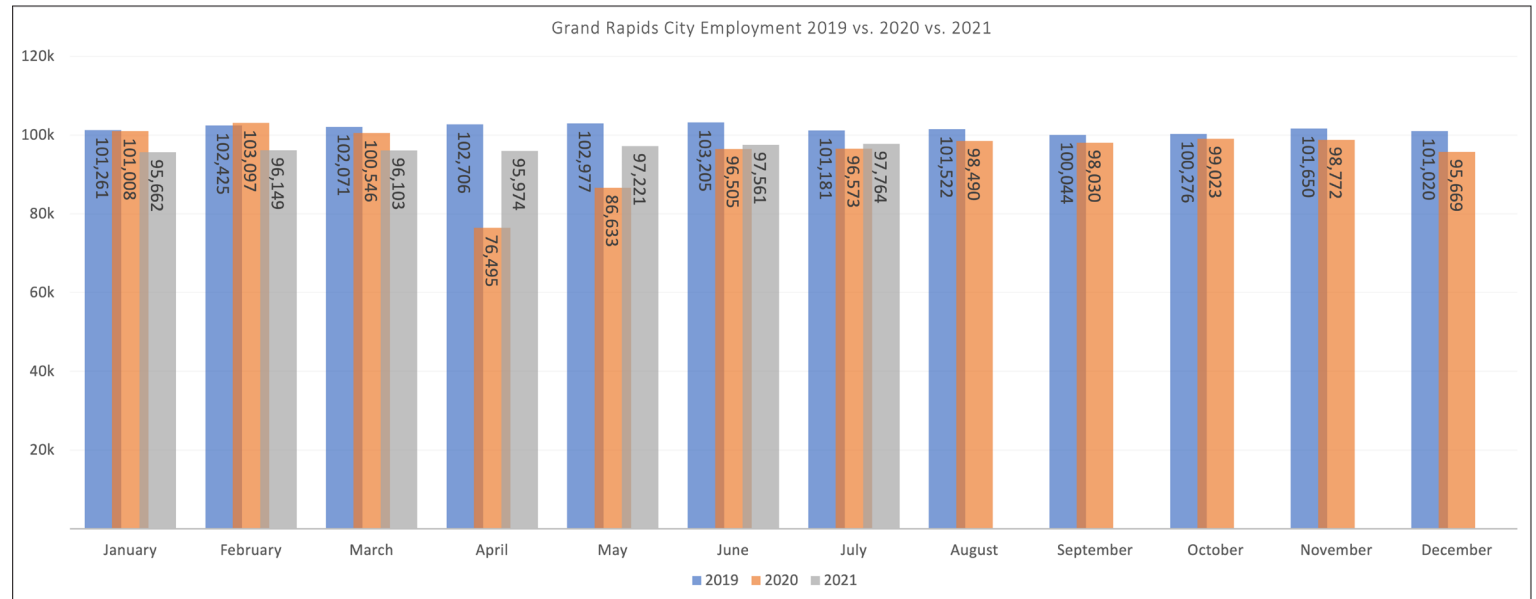
restaurants reopen to 50%, other business capacity augmentations.

June 1, 2021

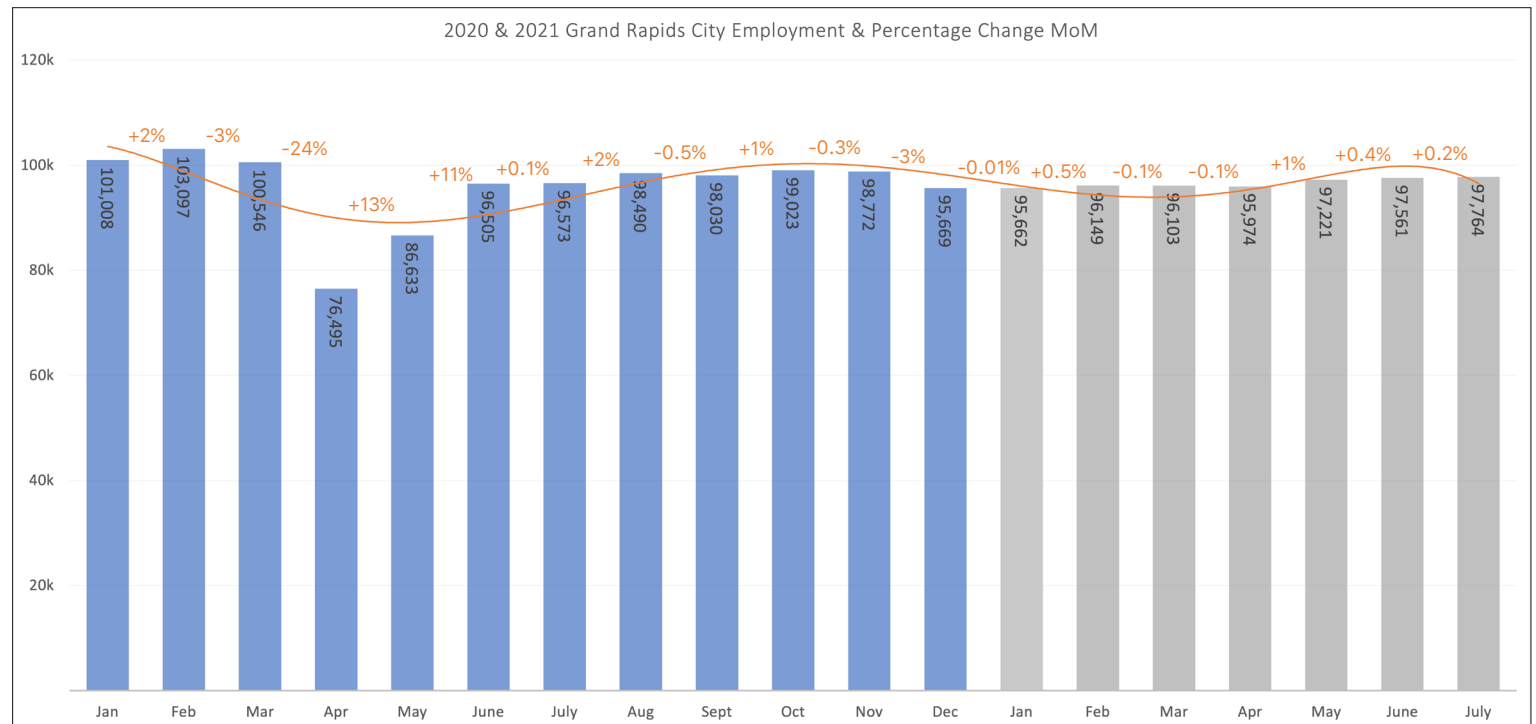
outdoor restrictions lifted, curfew and capacity restrictions reduced

June 1, 2021

Capacity limits, mask restrictions lifted

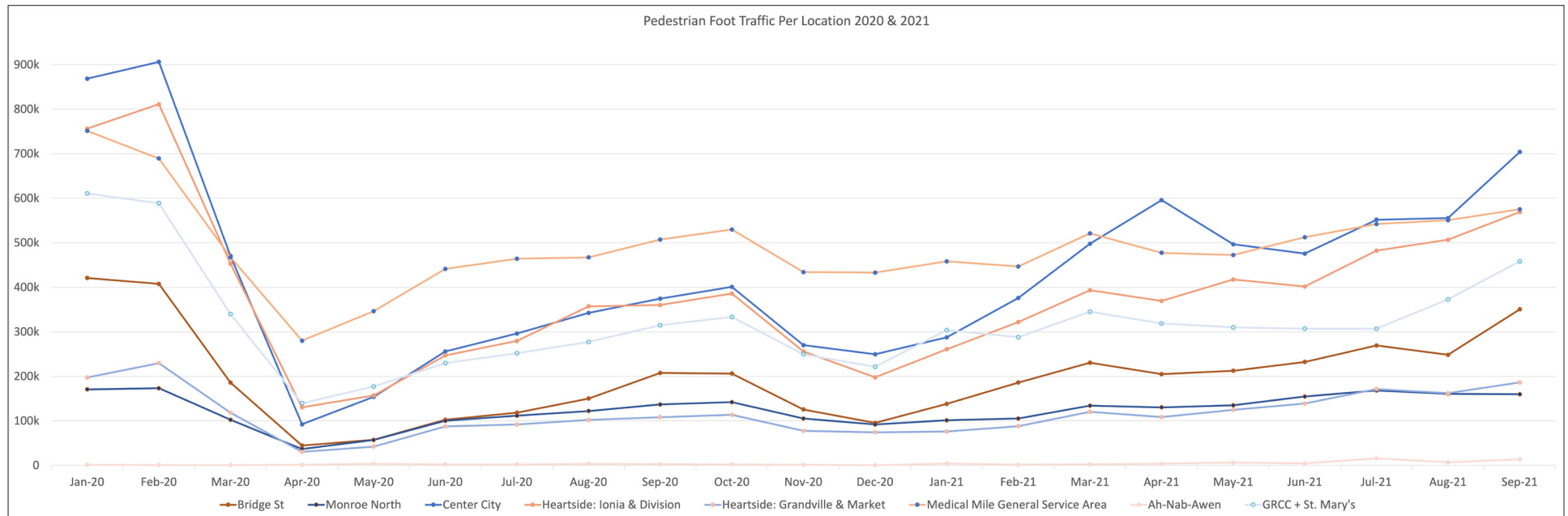
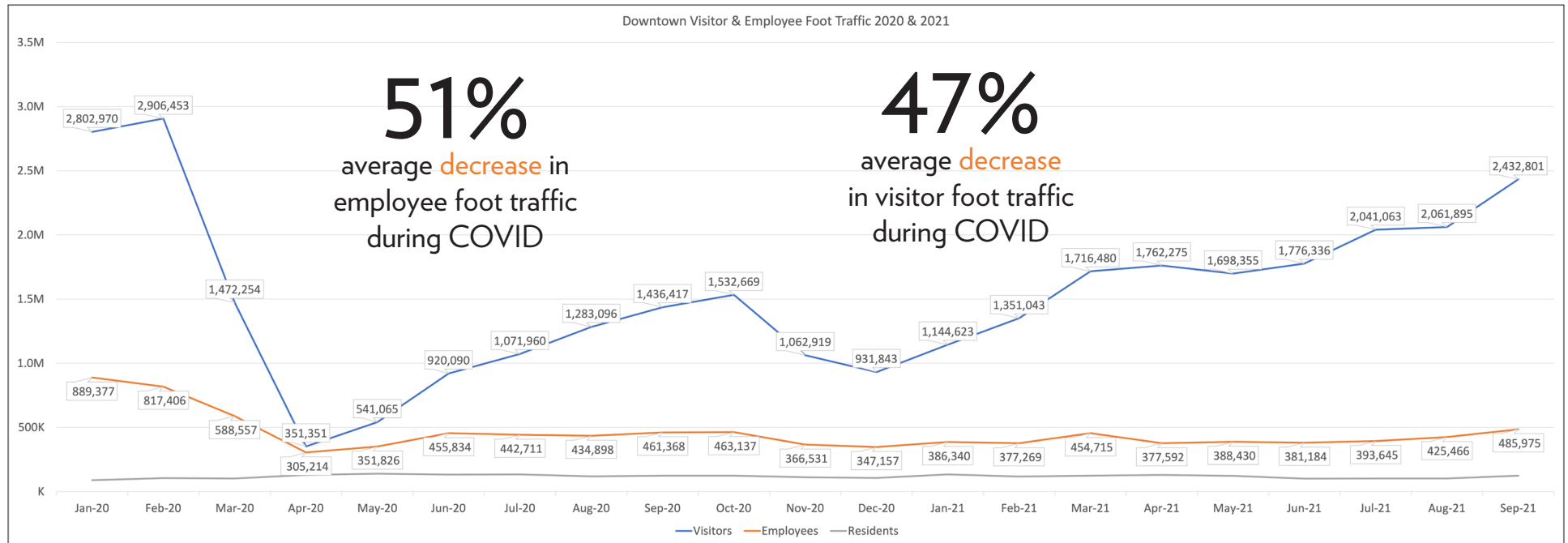


	Jan Δ	Feb Δ	March Δ	April Δ	May Δ	June Δ	July Δ	Aug Δ	Sept Δ	Oct Δ	Nov Δ	Dec Δ
2019 vs. 2020	-0.2%	1%	-1%	-26%	-16%	-6%	-5%	-3%	-2%	-1%	-3%	-5%
2020 vs. 2021	-5%	1%	-0.05%	-0.1%	1%	0.3%	0.2%	-	-	-	-	-



Source: U.S. Bureau of Labor Statistics
via City of Grand Rapids

Downtown Foot Traffic Tracking



Counts are Estimated Number of Visits (per month)

Source: Placer.ai

via Downtown Grand Rapids Inc.

Current Downtown Construction and Development

① **Amway Grand Plaza Renovation**
anticipated Fall 2021

② **The Finnley Hotel**
anticipated Fall 2021

+5 hotel units

③ **Dégagé Ministries Redevelopment**
anticipated March 2022

+4,000 square feet of commercial space

④ **MSU Innovation Park**
anticipated March 2022

+200,000 square feet of office space

+4,000 square feet of commercial space

+600 parking spaces

+450 jobs

⑤ **Perrigo Headquarters**
anticipated 2022

+63,550 square feet of office space

+4,000 square feet of commercial space

+170 jobs

⑥ **470 Market Ave Redevelopment**
anticipated May 2022

+173 housing units

⑦ **ICCF Tapestry Square**
anticipated Q4 2022

+10,000 square feet of commercial space

+56 housing units

⑧ **Spectrum Transformation & Innovation Center**
anticipated 2023

+303,000 square feet of office space

+1,090 parking spaces

+1,200 jobs

567k

square feet of
office space

22k

square feet of
commercial space

5

hotel rooms

1,690

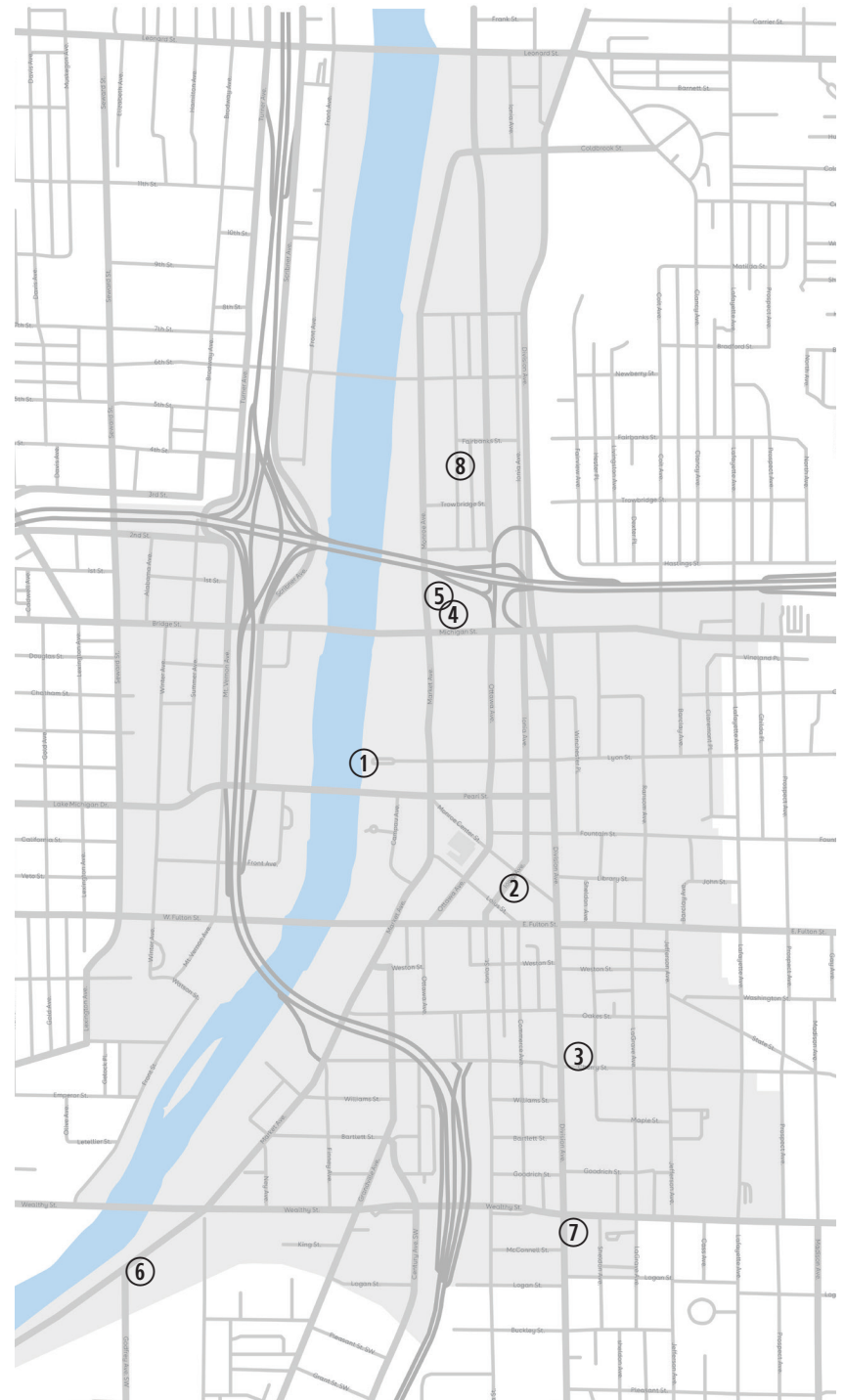
parking spaces

1,820

new jobs

229

housing units



On- and Off-Street Parking

25%
average **decrease** in
off-street occupancy
during COVID

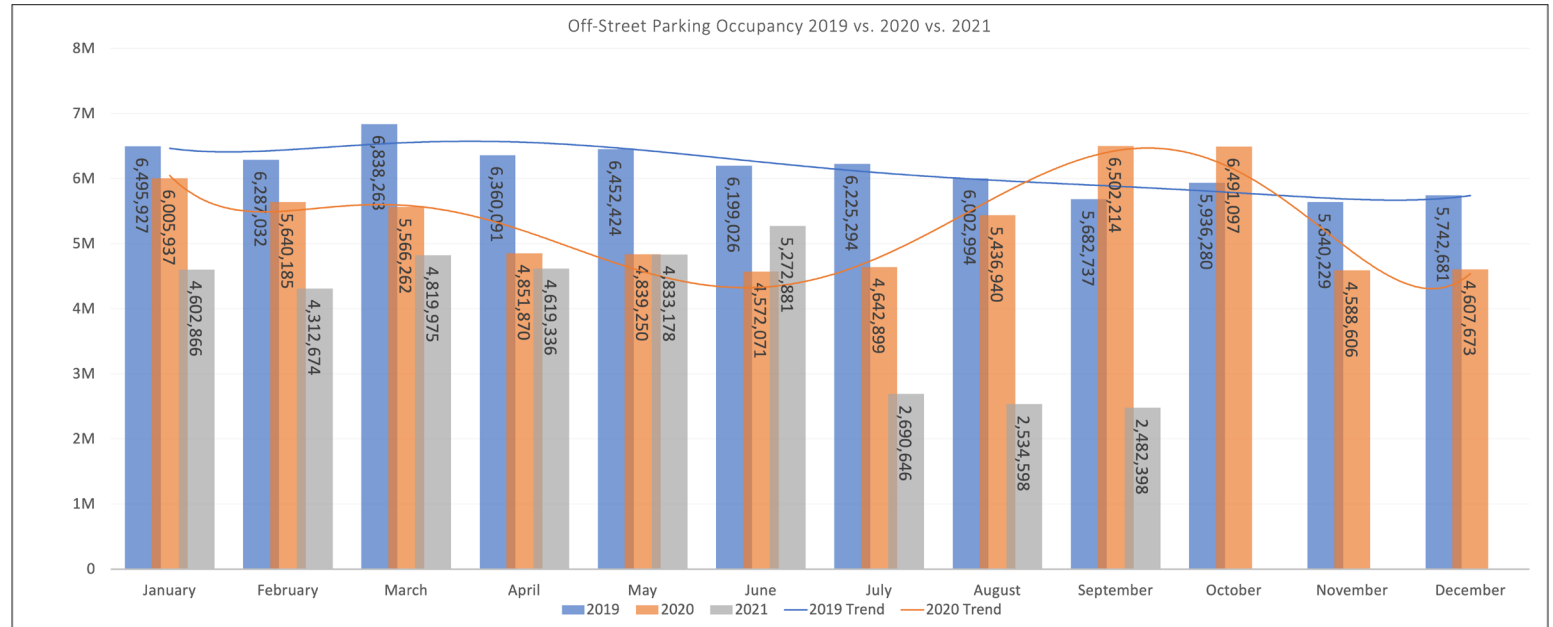
7%
average **decrease** in
on-street occupancy
during COVID, but

22%
average **decrease** in
on-street occupancy
from 2019 to 2020

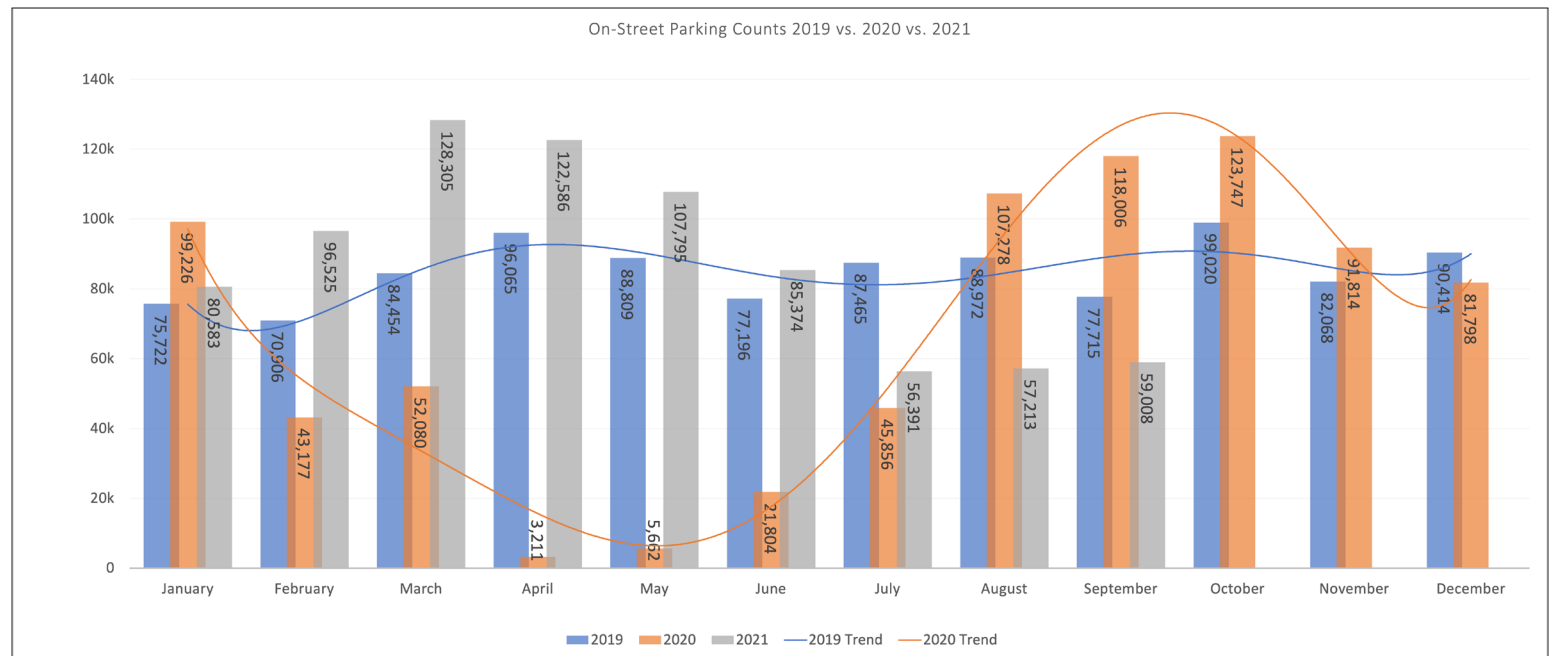
There were
128k
more on-street
parking instances
in Jan-June
2021 than in
Jan-June 2019

March 24th, 2020 - July 6th 2020:
meter enforcement was suspended

Source: MobileGR



	Jan Δ	Feb Δ	March Δ	April Δ	May Δ	June Δ	July Δ	Aug Δ	Sept Δ	Oct Δ	Nov Δ	Dec Δ
2019 vs. 2020	-8%	-10%	-19%	-24%	-25%	-26%	-25%	-9%	14%	9%	-19%	-20%
2020 vs. 2021	-23%	-24%	-13%	-5%	-0.1%	15%	-42%	-53%	-62%	-	-	-



	Jan Δ	Feb Δ	March Δ	April Δ	May Δ	June Δ	July Δ	Aug Δ	Sept Δ	Oct Δ	Nov Δ	Dec Δ
2019 vs. 2020	31%	-39%	-38%	-97%	-94%	-72%	-48%	21%	52%	25%	12%	-10%
2020 vs. 2021	-19%	124%	146%	3718%	1804%	292%	23%	-47%	-50%	-	-	-

DASH Ridership

Updated Quarterly

DASH ridership is

37%*
recovered

67%
average **decrease**
in ridership
during COVID

Timeline of DASH Schedule Changes

March 26th, 2020:

DASH West changed to 15-minute frequency;
DASH North changed to 20-minute frequency;
Hours changed to 7am-7pm, Mon-Fri

April 10th, 2020:

Services were temporarily suspended

May 26th, 2020:

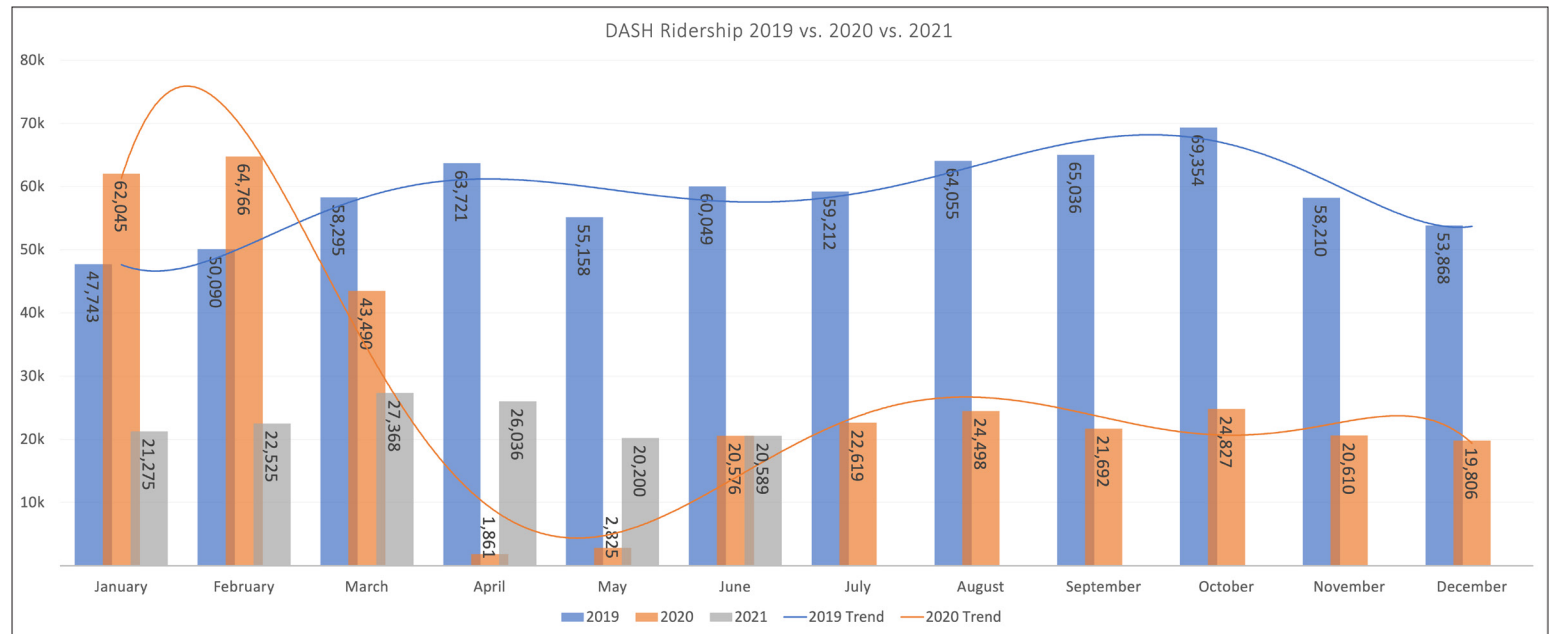
Number of vehicles was reduced;
Hours changed to 6am-10 pm, Mon-Sat

May 10th, 2021:

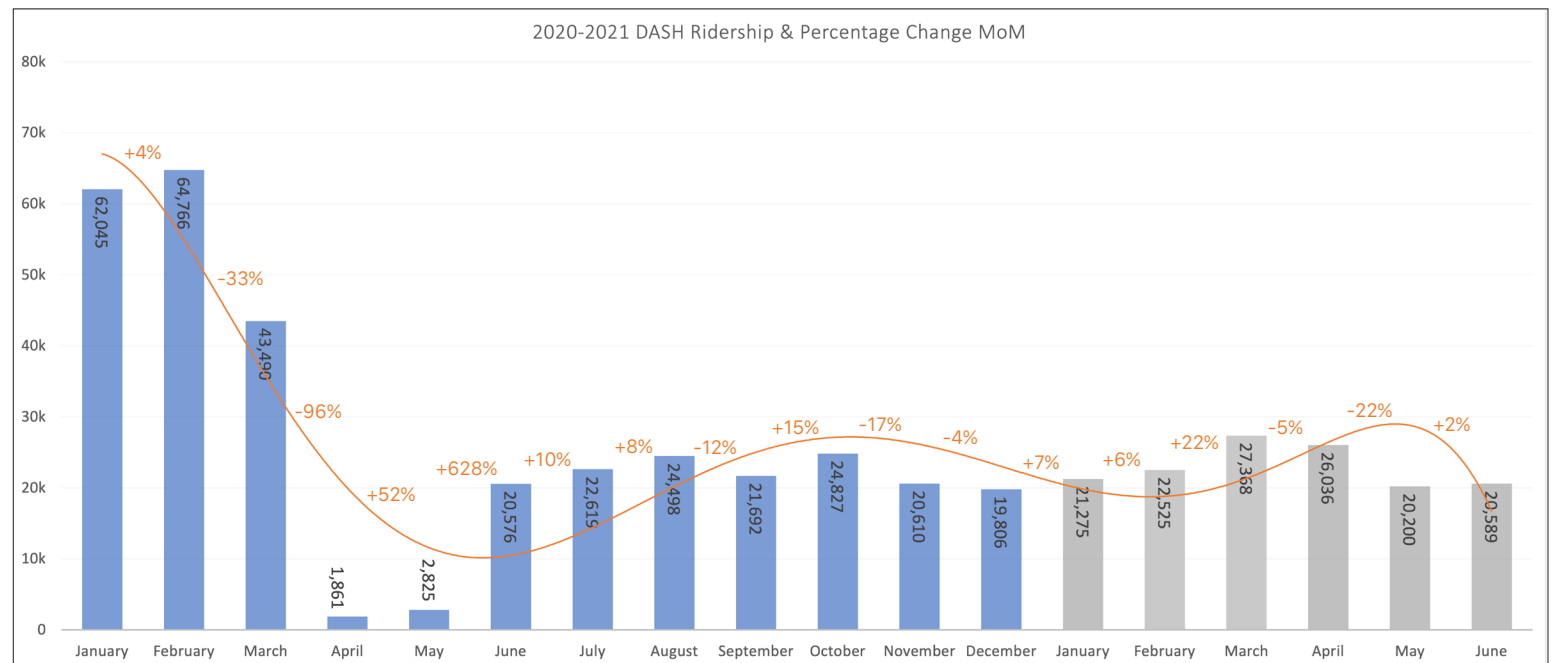
Hours changed to 7am-8:30pm, Mon-Fri

*not on full schedule


Source: The Rapid




	Jan Δ	Feb Δ	March Δ	April Δ	May Δ	June Δ	July Δ	Aug Δ	Sept Δ	Oct Δ	Nov Δ	Dec Δ
2019 vs. 2020	30%	29%	-25%	-97%	-95%	-66%	-62%	-62%	-67%	-64%	-65%	-63%
2020 vs. 2021	-66%	-65%	-37%	1299%	629%	0.1%	-	-	-	-	-	-



DGRI Social Media Engagement Update



Downtown Grand Rapids I...
 Thu 9/30/2021 12:32 pm EDT

Enjoy ArtPrize while you still can! The world's most-attended public art event ends on Sunday, October 3. Stop by and...




Total Engagements	1,261
Reactions	60
Comments	0
Shares	4
Post Link Clicks	1,197

It comes as no surprise that visitors, workers, and residents used DGRI's social platforms to stay informed about the everyday happenings of ArtPrize 2021. Here's a look at the engagement on LinkedIn.



downtowngrinc
 Sun 9/19/2021 11:32 am EDT

Local artist Edwin Anderson (@studiosmoov)'s new mural at 359 South Division Ave is now complete! The artwo...




Total Engagements	992
Likes	961
Comments	14
Saves	17

Edwin Anderson's addition to the Heartside Historic Murals project was well received on social media, not only for its beauty and the depiction of Crispus Attucks American Legion Post 59 & the Horseshoe Bar, which are staples of South Division's history, but also because it creates an eagerly anticipated gateway to Downtown from Wealthy Street.


Downtown Grand Rapids I...
 Wed 9/8/2021 7:02 pm EDT

Portico Grand Rapids, a new upscale restaurant on the ground floor of the Canopy by Hilton Grand Rapids Downto...



Total Engagements	947
Reactions	141
Comments	31
Shares	12
Post Link Clicks	1
Other Post Clicks	762

New business openings always generate traffic on social media and September was no exception. DGRI covered Portico, Webster's Market, and Skelketones, all of which caught the attention of followers, suggesting that new and revived businesses continue to interest the Downtown community.

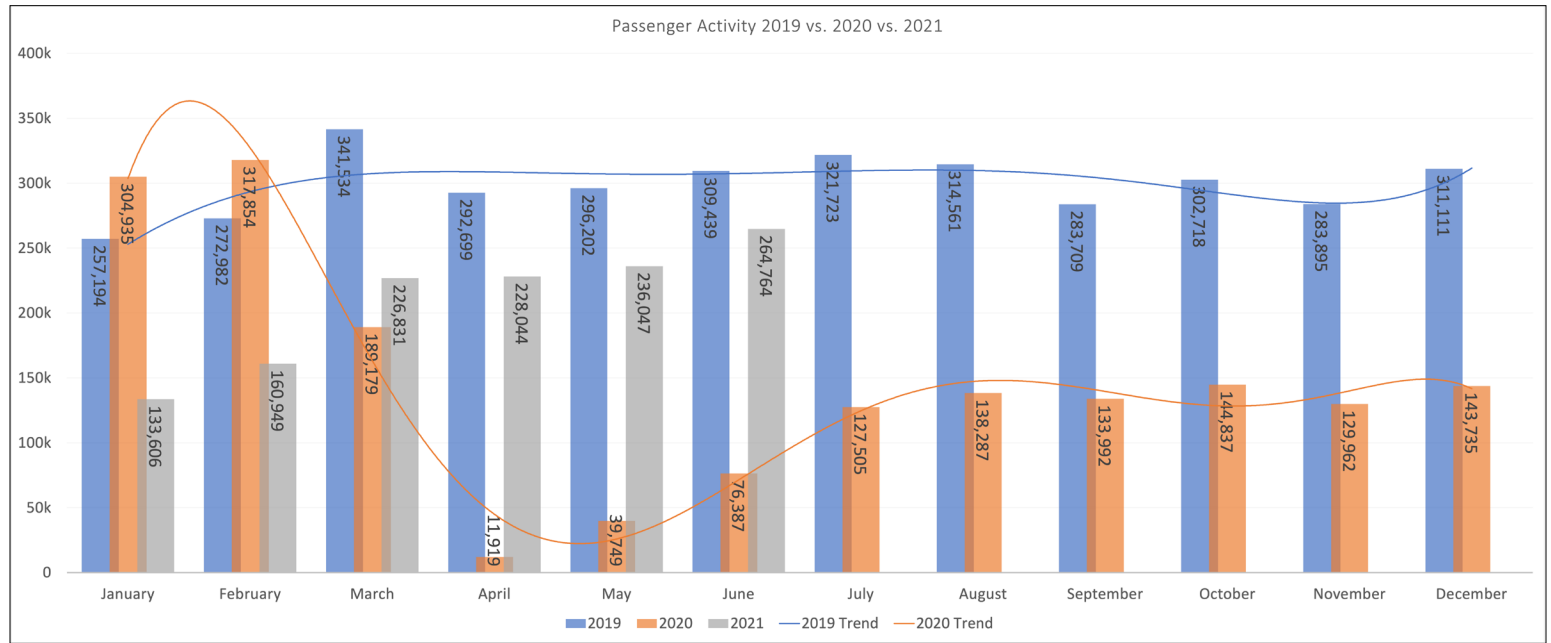
Airport Activity

Passenger activity is

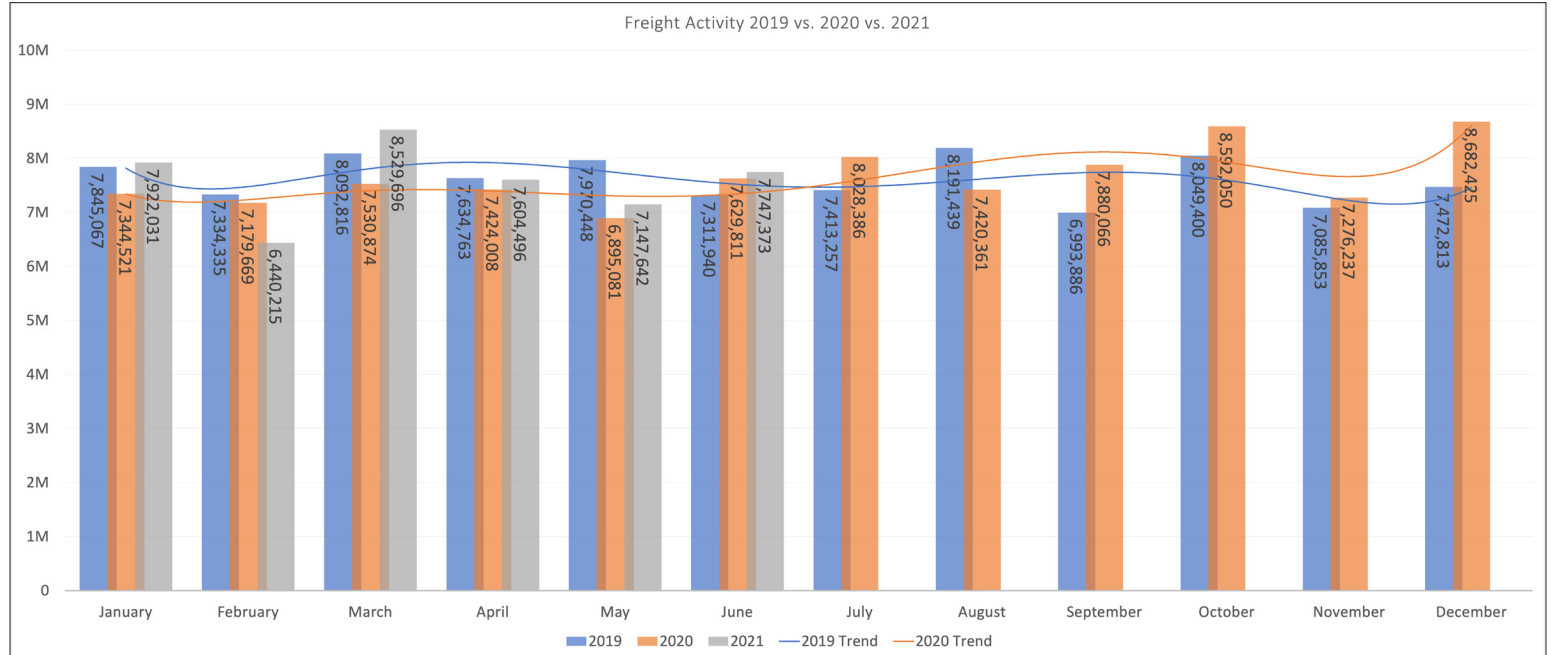
86%
recovered

51%

average **decrease** in
passenger activity
during COVID



	Jan Δ	Feb Δ	March Δ	April Δ	May Δ	June Δ	July Δ	Aug Δ	Sept Δ	Oct Δ	Nov Δ	Dec Δ
2019 vs. 2020	19%	16%	-45%	-96%	-87%	-75%	-60%	-56%	-53%	-52%	-54%	-54%
2020 vs. 2021	-56%	-49%	20%	1813%	-494%	247%	-	-	-	-	-	-



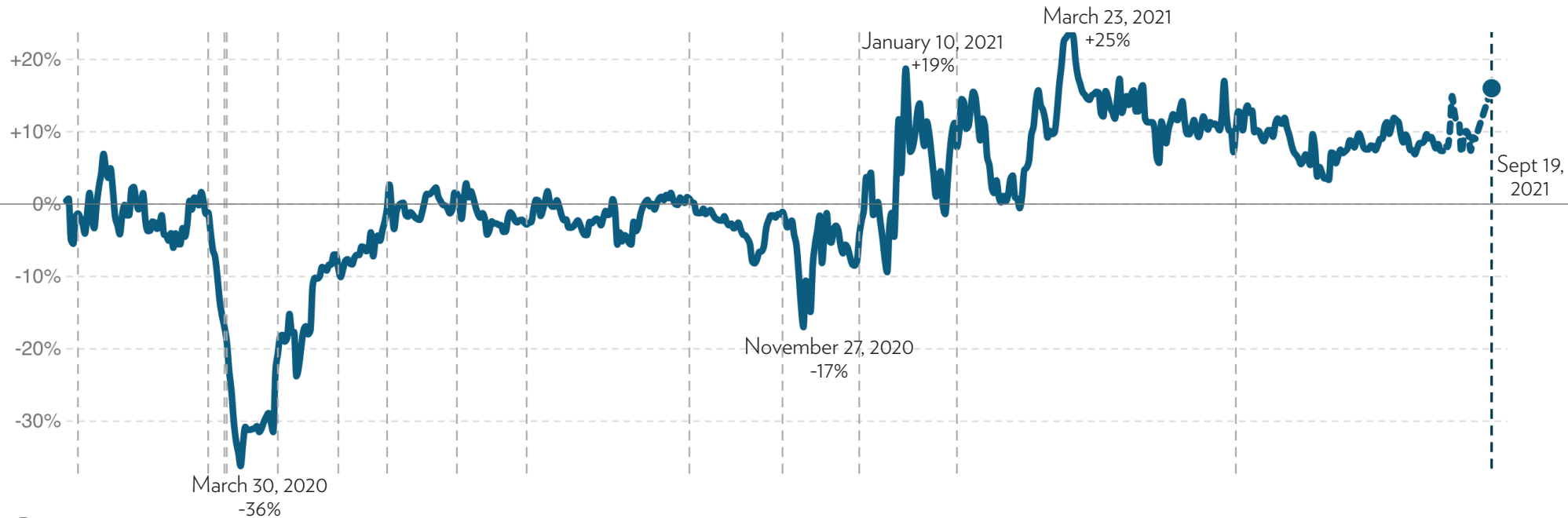
	Jan Δ	Feb Δ	March Δ	April Δ	May Δ	June Δ	July Δ	Aug Δ	Sept Δ	Oct Δ	Nov Δ	Dec Δ
2019 vs. 2020	-6%	-2%	-7%	-3%	-13%	4%	8%	-9%	13%	7%	3%	16%
2020 vs. 2021	8%	-10%	13%	2%	-13%	4%	-	-	-	-	-	-

Source: Gerald R. Ford Airport

Michigan Consumer Spending

Percent Change in All Consumer Spending*

In **Michigan**, as of **September 19 2021**, total spending by all consumers **increased** by **15.9%** compared to January 2020.



Key Dates

March 10, 2020 - Michigan confirms its first two COVID cases; State of Emergency declared

March 13, 2020 - Gov. Whitmer closes all K-12 schools; bans gatherings of 250 or more

March 15, 2020 - Gov. Whitmer orders the closure of bars/restaurants for dine-in, gyms, theaters, and other public places

March 24, 2020 - statewide stay-at-home order begins (subsequently extended 4 times)

April 13, 2020 - first round of stimulus payments begins

June 19, 2020 - stay-at-home order expires

September 9, 2020 - gyms, pools, and organized sports are allowed to reopen/resume

October 9, 2020 - movie theaters, performance venues, arcades, and other businesses can reopen at limited capacity

November 15, 2020 - Gov. Whitmer orders the closure of high schools and universities, as well as other businesses (extended on December 7, 2020)

December 18, 2020 - partial shutdown extended but allows for some businesses like theaters, casinos, and bowling alleys to reopen at limited capacity

December 18, 2020 - first COVID vaccine administered in Kent County

December 29, 2020 - second round of stimulus payments begins

February 1, 2021 - indoor dining reopens with 25% capacity, curfew, and other requirements

March 5, 2021 - restaurants reopen to 50%, other business capacity augmentations

March 31, 2021 - all population groups eligible for the COVID vaccine in MI

May 10, 2021 - Michigan hits milestone of 55% first-dose vaccinations

May 24, 2021 - all in-person work can resume

June 1, 2021 - outdoor capacity limits end, full capacity allowed at outdoor sports and entertainment venues, indoor capacity for many businesses increases to 50%, curfew ends, table limits and social distancing between tables ends

June 22, 2021 - Michigan lifts capacity limits, mask restrictions

August 1, 2021 - Kent County risk level moves to 'moderate'

August 13, 2021 - Kent County risk level moves to 'substantial'

August 17, 2021 - GRPS requires masks indoors

August 20, 2021 - Kent County risk level moves to 'high'

August 23, 2021 - FDA fully approves Pfizer vaccine

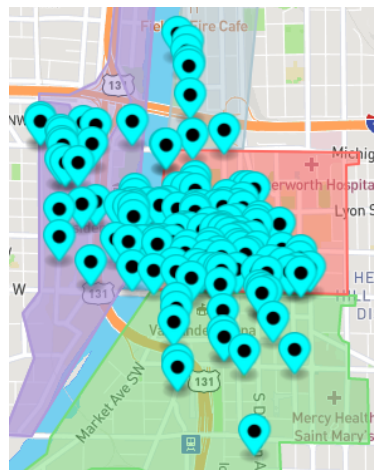

DOWNTOWN GRAND RAPIDS AMBASSADOR PROGRAM



September 2021 Report



BEAUTIFICATION



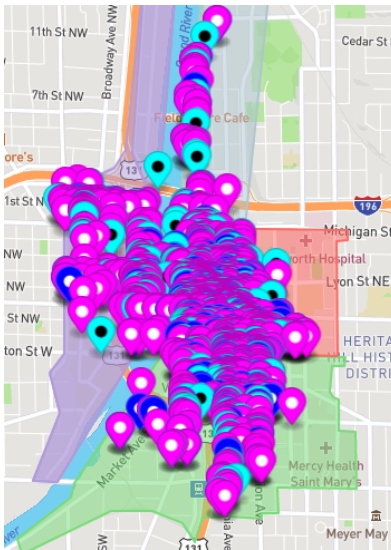
Graffiti removal
map



HOSPITALITY & ENGAGEMENT



Pedestrian
engagement




It's been 3 years since we've had an opportunity to interact with thousands of pedestrians for almost 3 straight weeks.


It reinvigorated our team & gave our newest ambassadors an opportunity to see what downtown used to be before COVID and what it will be again.






Yes, we are still delivering tables & chairs to support social zones & outdoor dining for the businesses downtown



SPECIAL PROJECTS



Our team focused on some big ticket items prior to thousands of pedestrians descending onto our sidewalks. Some of our main focuses were weeds, graffiti and pressure washing.



ARTPRIZE



The ambassadors are known for taking ownership of our downtown. During ArtPrize we empty trash cans from businesses, parks & bus stops as well as our own. It's all hands on deck and some of those organizations reciprocate to keep downtown clean!



ARTPRIZE



Visitors often come to ArtPrize unprepared. Thankfully our team received training and maps prior to the event.



Eddie helps clean the sidewalks after trash cans overflow near food trucks leaving liquidy messes on the ground

Our team prepares for events by deploying extra trash cans in highly trafficked areas. This year we put out an extra 25 temporary trash cans throughout the downtown.



STATISTICS

September Activity		2021	2020	2019	2021
Equipment Usage	ATLV Hours	32	40	20	112
	Bicycle (miles)	5	5	2	25
	Segway (Hours)	0	8	6	49
	Small Equipment (Hours)	7	52	6	202
	Total Equipment Usage	44	105	34	388
Beautification	Biohazard Clean Up	136	275	44	3,523
	Biohazard - Human	20	5	58	204
	Infrastructure Management	2,646	3,902	2,045	14,609
	Graffiti - Removed	450	217	147	2,402
	Planters Watered	1,070	2,261	749	7,236
	Power Washing (block faces)	7	32	43	75
	Snow Removal	NA	NA	NA	9,234
	Trash (Bags collected)	2,500	1,429	2,404	11,543
	Weed Abatement (block faces)	NA	418	NA	9
	Weed Abatement (# of weeds)	8,151	NA	9,937	91,626
	Total Beautification Activity	14,980	8,539	15,427	140,461
Hospitality & Engagement	Business Contact	372	207	87	2,033
	Call to HOT Team	6	NA	NA	24
	Mobility Assist	458	87	18	1,655
	Observation - Fighting	3	3	0	526
	PA - Directions	3,183	164	117	6,508
	PA - Information	16,338	2,225	1,681	48,615
	PA - Other	8,128	1,931	6,864	47,223
	Panhandling - Aggressive	15	79	8	378
	Panhandling - Passive	98	44	9	472
	Request for Emergency Services	4	5	9	38
	Scooters	458	NA	NA	2,339
	Sidewalk Violation	1,761	1,092	515	14,011
	Social Services Assist	7	59	0	411
	Suspicious Package	0	2	1	20
	Suspicious Activity	1	67	3	124
	Total Hospitality & Engagement Activity	30,832	5,965	9,312	124,377
Total Ambassador Activity		45,812	14,504	24,739	264,838