

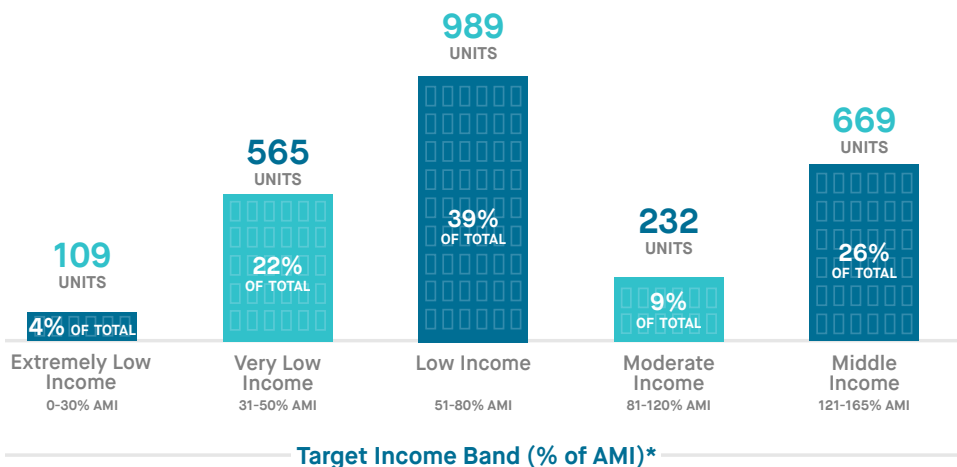
DOWNTOWN BROOKLYN AFFORDABLE HOUSING DELIVERIES 2004-2019




More than 2,600 affordable housing units were built in Downtown Brooklyn across 23 projects between 2004 and 2019, representing approximately 21% of all new rental units. These units serve households at a variety of income levels and sizes and are critical to ensuring that all New Yorkers have access to the district's amenities, transportation connections, and job opportunities.

In addition, as of early 2020, nearly 2,000 affordable units were under construction or in planning throughout the district at key projects such as Breaking Ground's 90 Sands, Alloy Development's 80 Flatbush, and The Brodsky Organization / Greenland Forest City Partners' 18 Sixth Avenue.

Affordable Unit Deliveries by Target Income Band, 2004-2019



*Area Median Income (AMI) is defined for the New York City region each year by the U.S. Department of Housing and Urban Development.



The Ashland (Gotham Organization) Photo: Jakob Dahlin

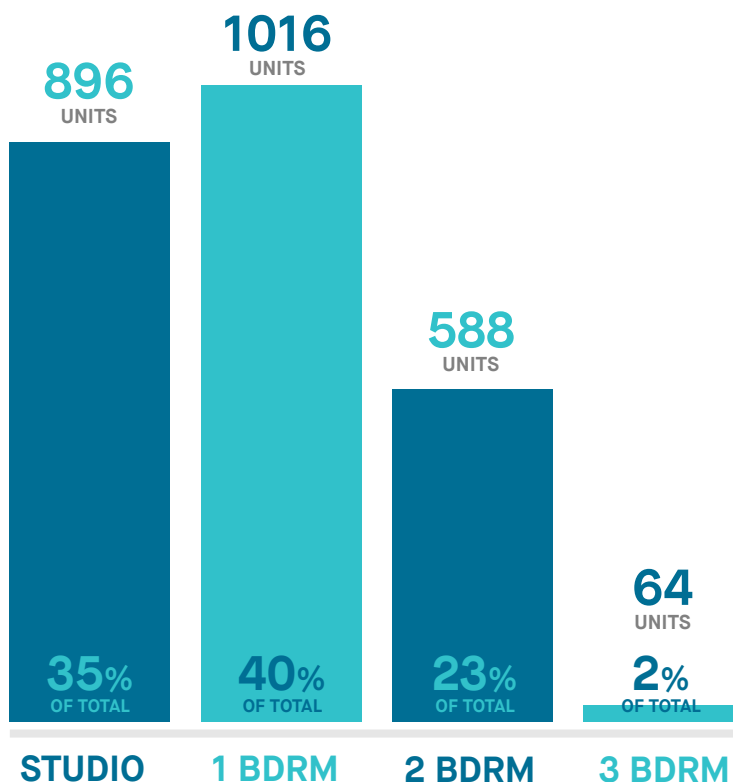


Stonewall House (NYCHA + BFC Partners) Photo: SAGE



300 Ashland (Two Trees Management) Photo: Giles Ashford

Affordable Unit Deliveries by Type, 2004-2019



This report covers the area bounded by Court Street, Flushing Avenue, Fort Greene Place, and Pacific Street in addition to the Pacific Park development project. Data is derived from NYC Department of Housing Preservation and Development (HPD) records as well as New York City and New York State regulatory agreements and information provided by property owners. Data on income band and unit type is available for 2,564 units (98% of all units delivered during the study period).