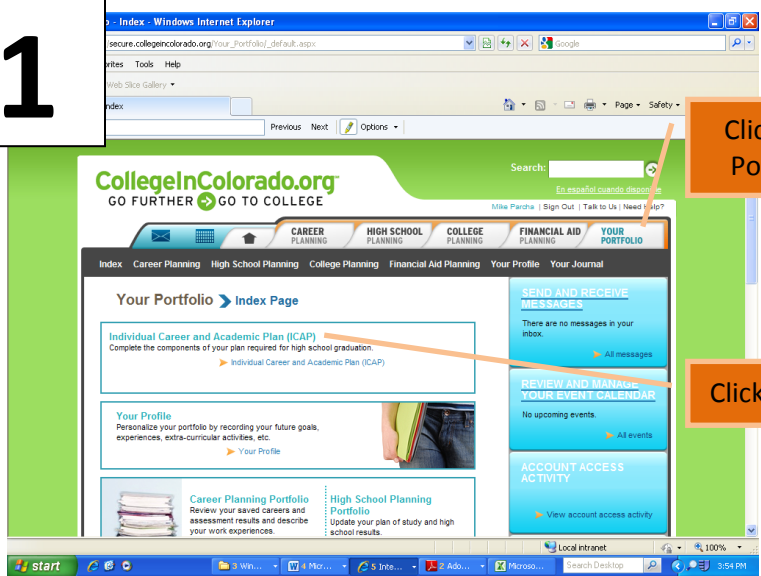


This portion of ICAP is due by February 10

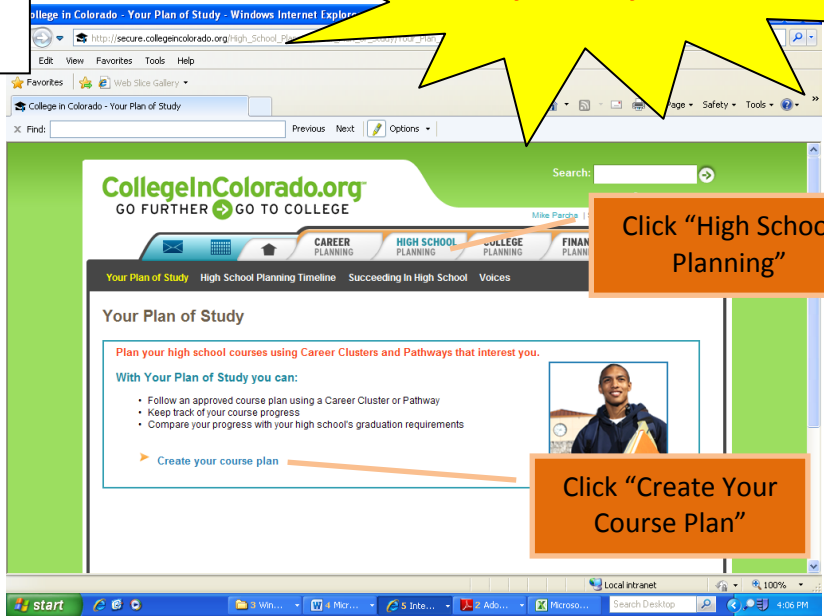
1



Click "Your Portfolio"

Click "ICAP"

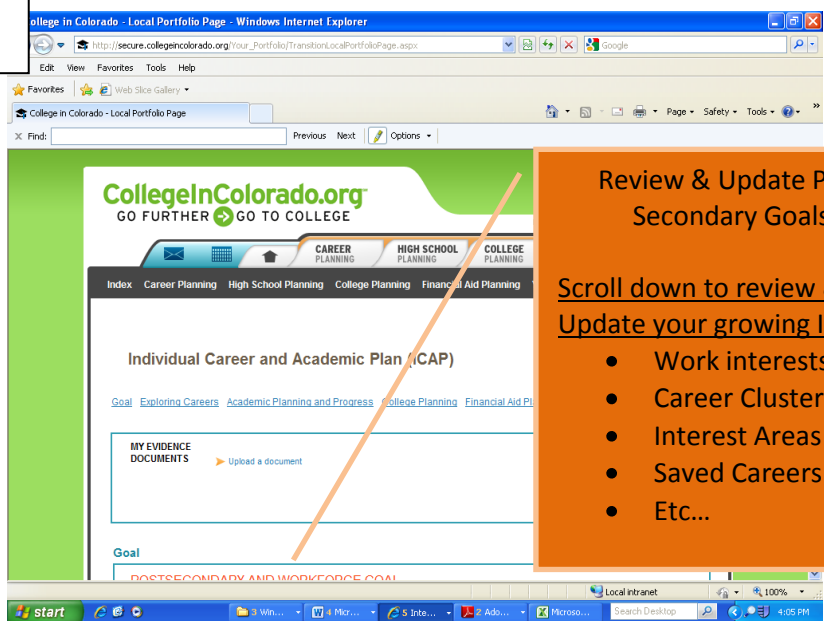
3



Click "High School Planning"

Click "Create Your Course Plan"

2

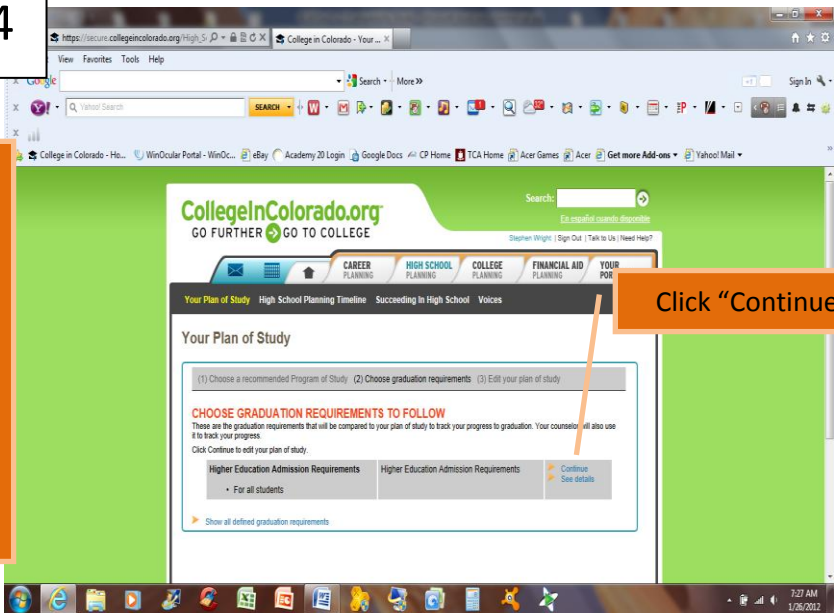


Review & Update Post Secondary Goals

Scroll down to review & Update your growing ICAP:

- Work interests
- Career Clusters
- Interest Areas
- Saved Careers
- Etc...

4



Click "Continue"

5

High School Planning

YOUR PLAN of STUDY
Plan your high school courses and prepare to meet college and career pathway requirements.

HIGH SCHOOL PLANNING TIMELINE
Find out what you should be doing each year of high school to be successful in high school.

SUCCEEDING IN HIGH SCHOOL
Helpful advice on getting and staying ahead including homework helper web sites.

VOICES

TAKE A TOUR
Plan Your Courses

Review Tour to - Plan Your Courses

7

Find Scholarships

EXPLORE & SEARCH by SCHOLARSHIPS

SCHOLARSHIP FINDER

Click Financial Aid

Click Scholarships

Complete Scholarship Finder

6

MY PLAN OF STUDY #2

Click and Add Courses taken or to be taken

8

Event Calendar

EVENT CALENDAR - MONTHLY VIEW

Click Calendar and Add Scholarship due dates and other upcoming dates of interest in your ICAP planning

Students, now you can return, review, revise and add to your ICAP regularly. Add additional careers, interests and update scholarship information often. Your ICAP is a developing set of resources that help organize and prepare you for your long term college and career goals. Contact Mr. Parcha (mparcha@asd20.org), Ms. O'Brien (sobrien@asd20.org) or Mr. Wright (swright@asd20.org) if you have any questions. Have fun developing your ICAP!

Students NOTE: This portion (steps 1-8 above) of your ICAP is due by February 10.