

2019  
SCOTTSDALE  
SHOW

SHOWMANSHIP  
PATTERNS

# Class 27

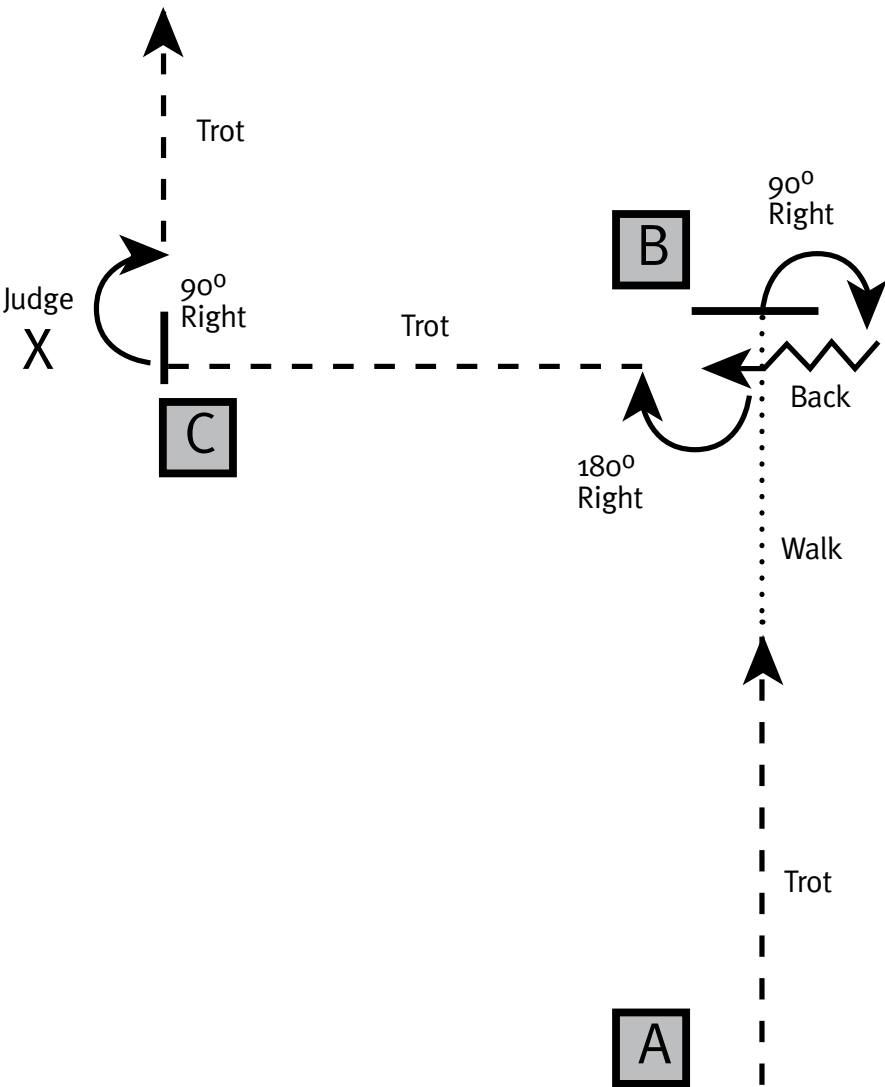
## Showmanship Championship JTH 15-18

# Showmanship

## PATTERN P • LEVEL 2

*Exhibitors are to complete the pattern on the side of the marker as indicated in the drawing*

- **In the Ring**— Exhibitors enter arena and remain collectively for the entire class. Exhibitors are to enter the arena at the walk. Trot at the marker and line up at the discretion of the ringmaster.
- **In and Out of the Ring**— Exhibitors enter arena one at a time and are excused at the completion of their pattern.
- **At the Gate**— Exhibitors enter arena one at a time and are gathered in arena for final inspection as a collective group.



Be ready at marker A.

Trot from marker A halfway to marker B.

Break to walk and walk to marker B.

Stop and perform a 90-degree turn.

Back four steps and perform a 180-degree turn.

Trot to marker C. Stop. Set up for inspection.

When dismissed, perform a 90-degree turn and trot to the lineup as directed by the ringmaster or exit at the trot.

	Stop / Halt
—	Canter
- -	Trot
· · · ·	Walk
~ ~ ~ ~ →	Back
■	Marker
⊗	Lineup

# Class 28

## Showmanship Championship JTH 11-14

# Showmanship

## PATTERN L • LEVEL 2

*Exhibitors are to complete the pattern on the side of the marker as indicated in the drawing*

- **In the Ring**— Exhibitors enter arena and remain collectively for the entire class. Exhibitors are to enter the arena at the walk. Trot at the marker and line up at the discretion of the ringmaster.
- **In and Out of the Ring**— Exhibitors enter arena one at a time and are excused at the completion of their pattern.
- **At the Gate**— Exhibitors enter arena one at a time and are gathered in arena for final inspection as a collective group.

Be ready at marker A.

Trot from marker A to marker B.

Stop at marker B and back halfway to marker A.

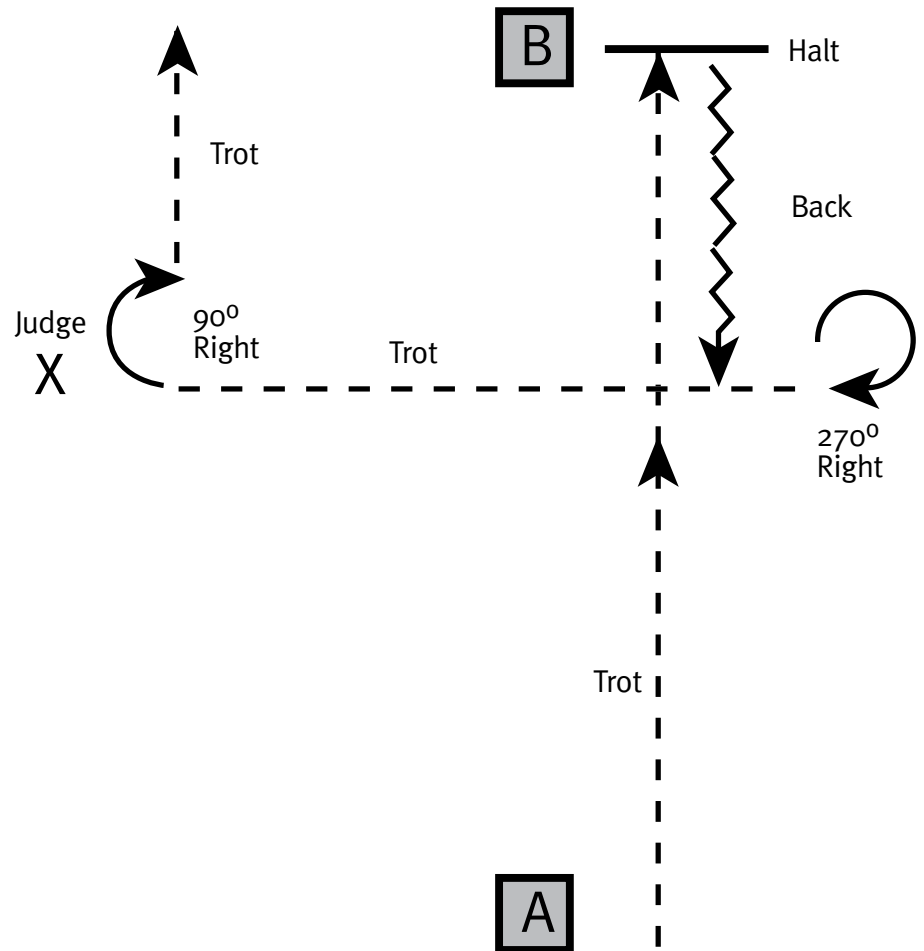
Stop and perform a 270-degree turn.

Trot to judge.

Stop. Set up for inspection.

When dismissed perform a 90-degree turn and trot away as drawn.

Return to the lineup at the trot as directed by the ringmaster or exit at the trot.



	Stop / Halt
—	Canter
- -	Trot
• • • •	Walk
~ ~ ~ ~ →	Back
■	Marker
⊞	Lineup

# Class 29

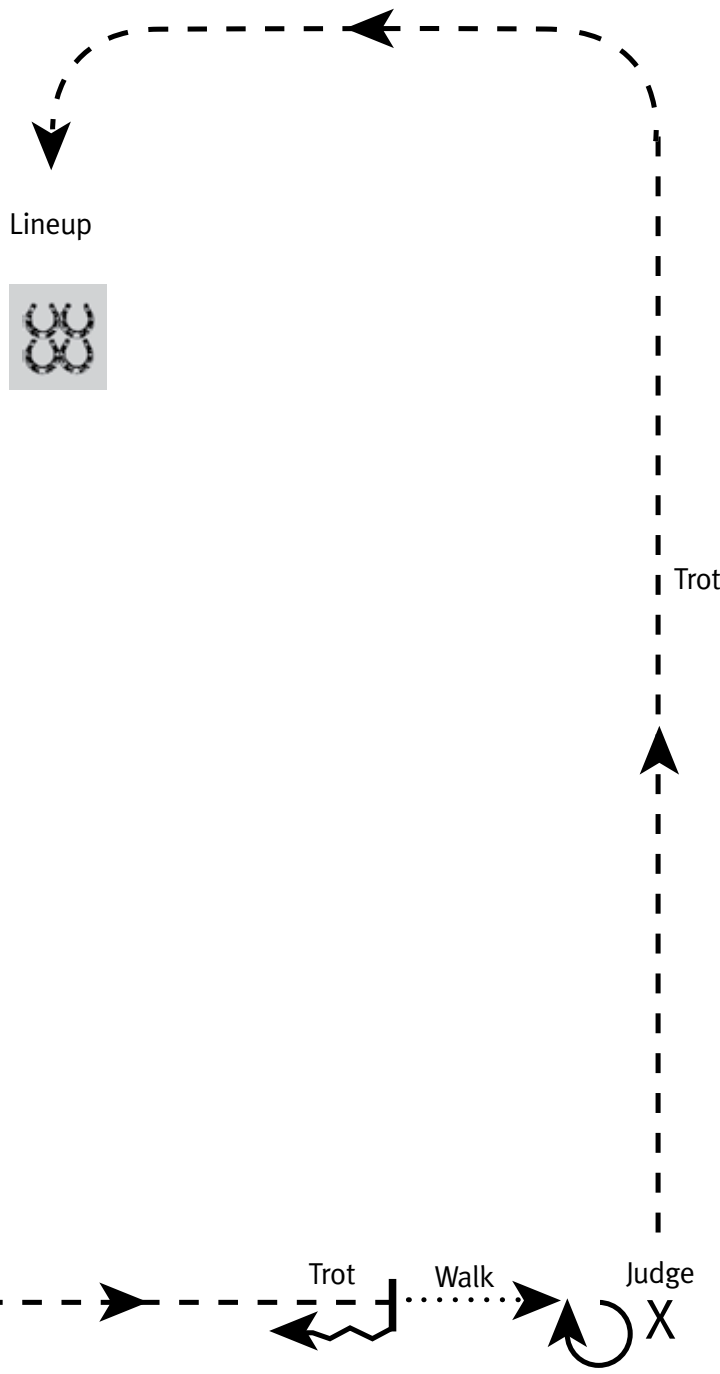
## Showmanship Championship JTH 10 & Under

# Showmanship

## PATTERN C • LEVEL 1

*Exhibitors are to complete the pattern on the side of the marker as indicated in the drawing*

- **In the Ring**— Exhibitors enter arena and remain collectively for the entire class. Exhibitors are to enter the arena at the walk. Trot at the marker and line up at the discretion of the ringmaster.
- **In and Out of the Ring**— Exhibitors enter arena one at a time and are excused at the completion of their pattern.
- **At the Gate**— Exhibitors enter arena one at a time and are gathered in arena for final inspection as a collective group.



Trot 3/4 way to the judge.

Stop and back four steps.

Walk to the judge and set up.

When excused, perform a 3/4 turn to the right and trot straight away from the judge.

Return to the lineup at the trot as directed by the ringmaster or exit at the trot.

	Stop / Halt
—	Canter
- -	Trot
.....	Walk
~>	Back
■	Marker
⊗	Lineup