

**2019  
SCOTTSDALE  
SHOW**

**SADDLESEAT  
EQUITATION  
PATTERNS**

# Class 135

## Saddle Seat Equitation Championship JTR 14 & Under (AHAA Scholarship Class)

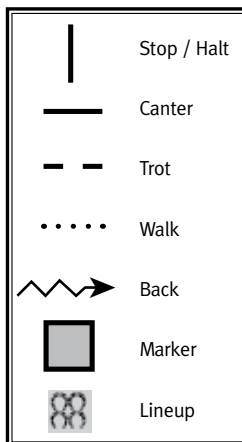
# Saddle Seat

### PATTERN C • Tests 6,10

From the lineup, trot down the right hand straightaway showing two changes of diagonal. Begin on the right diagonal. Continue trotting to the center of the end. Halt.

Canter a circle on the left lead. Halt.

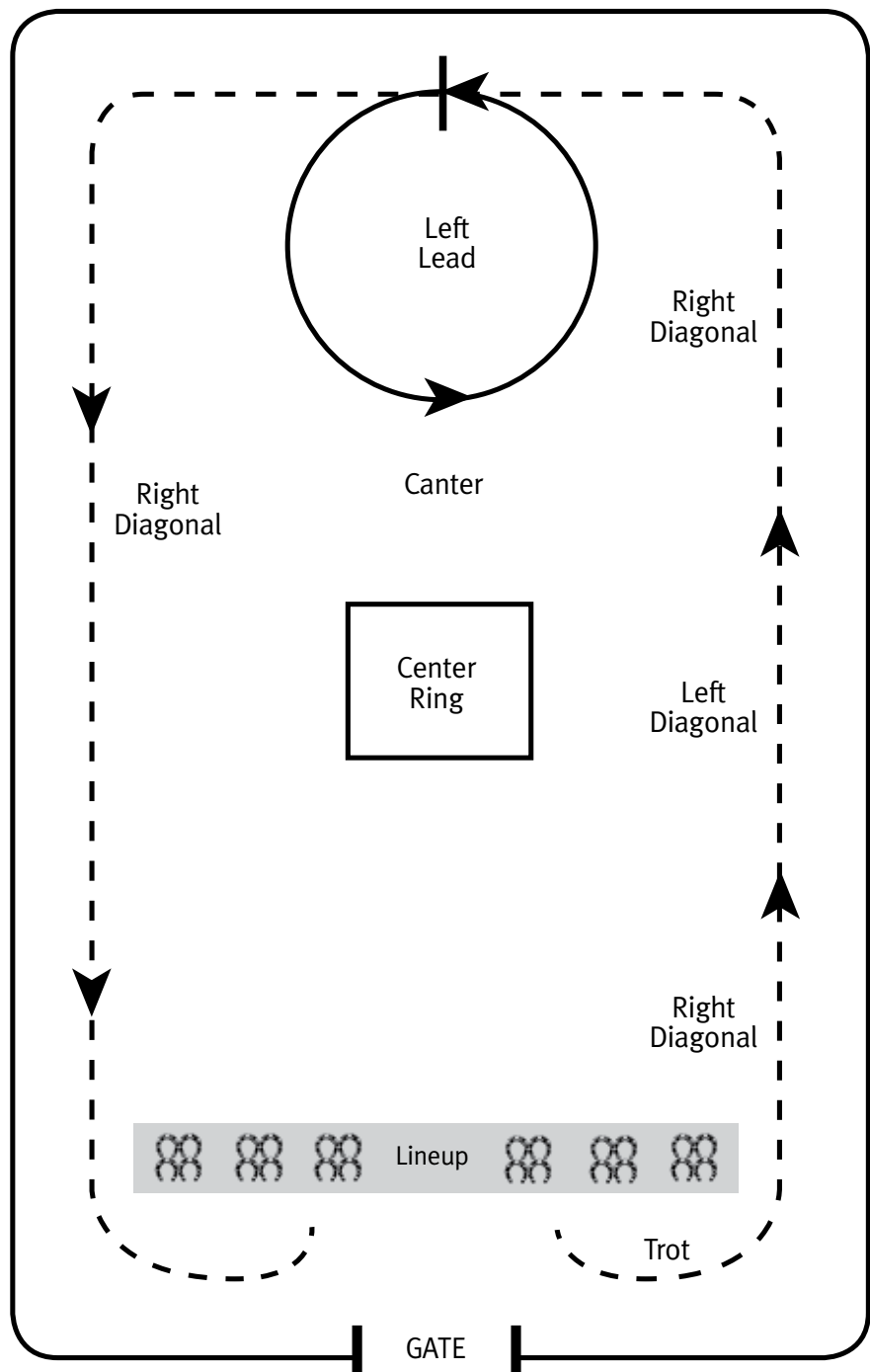
Trot from the center of the end down the opposite straightaway on the right diagonal. Return to the lineup without stopping, or continue to the exit at the trot.



*This pattern may only be used for:*

- 13 & Under
- 14 - 18
- 18 & Under
- 19 & Over

*If used at a Regional or National Show, pattern may not be run from the lineup.*

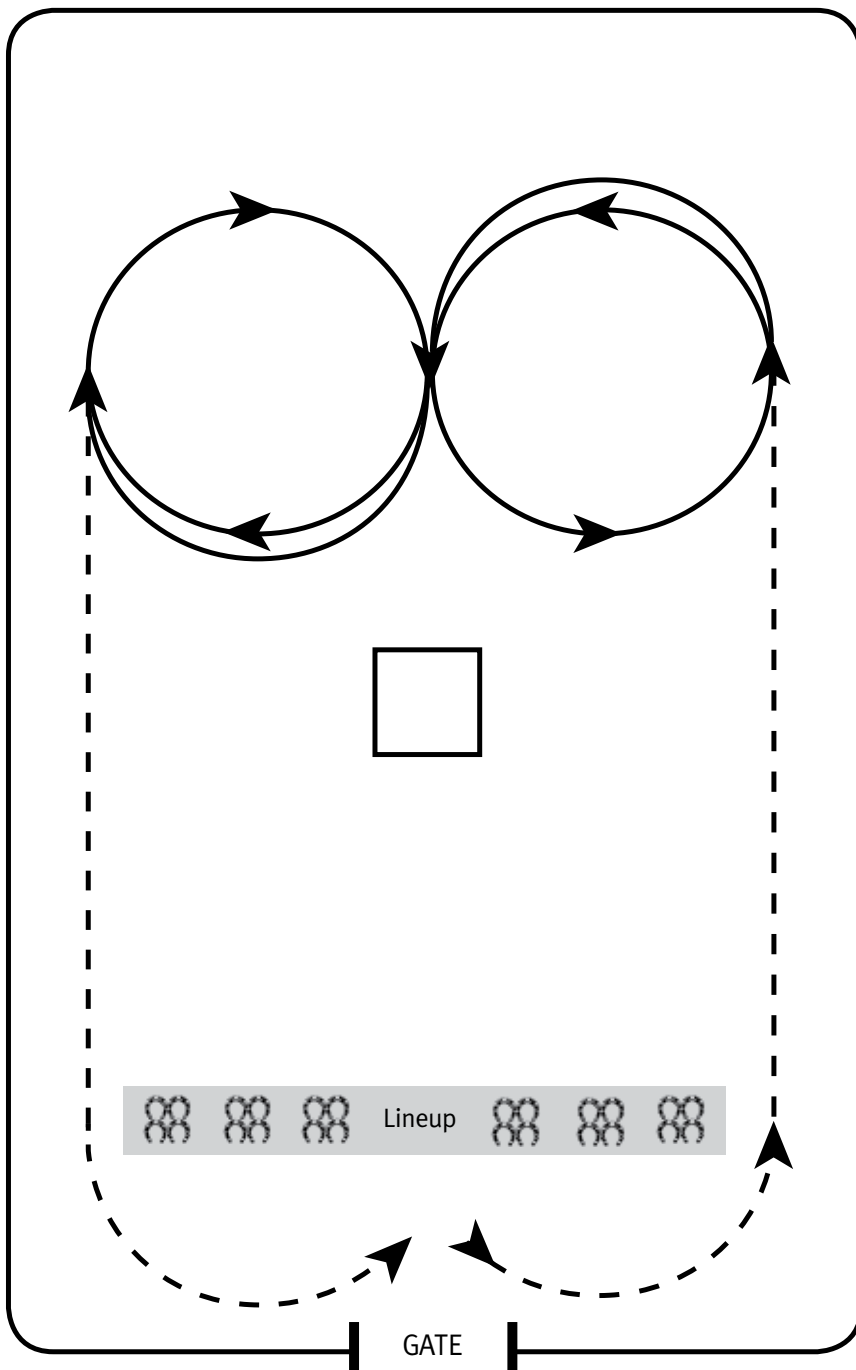


# Class 138

## Saddle Seat Equitation Championship JTR 15-18 (AHAA Scholarship Class)

# Saddle Seat

## PATTERN K • Tests 3,10



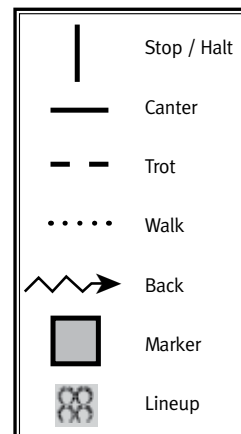
Using the rail to your right, trot on the right diagonal to the 3/4 point. Halt.

Canter 1 1/2 circles to the left on the left lead. Halt.

Canter 1 1/2 circles to the right on the right lead. Halt.

Reverse and return to the lineup at a trot on the right diagonal.

Return to the lineup or exit at the trot.



*This pattern may only be used for:*

- 13 & Under
- 14 - 18
- 18 & Under
- 19 & Over

*If used at a Regional or National Show, pattern may not be run from the lineup.*

# Class 169

## UPHA Arabian Breeds Challenge Cup JTR 17 & Under

### **Judging Specifications:**

Showmanship is paramount throughout the class.

Judging in all UPHA Challenge Cup qualifying classes is based 60% on rail work and 40% on the individual workout.

### **Pattern**

“Trot a serpentine consisting of four half circles to the opposite end of the ring.

Return down either rail at a show trot.”

# Class 192

## AHA Saddle Seat Medal - JTR 18 & Under

# Saddle Seat

## PATTERN G • Tests 2,6,10

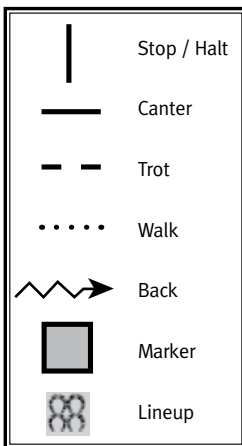
Trot down the rail to the center of the turn. Halt.\*

Canter one circle on the correct lead. Halt. Reverse.

Trot one circle on the correct diagonal.

Continue trotting and trot down the rail showing one change of diagonal at the midpoint of the rail.

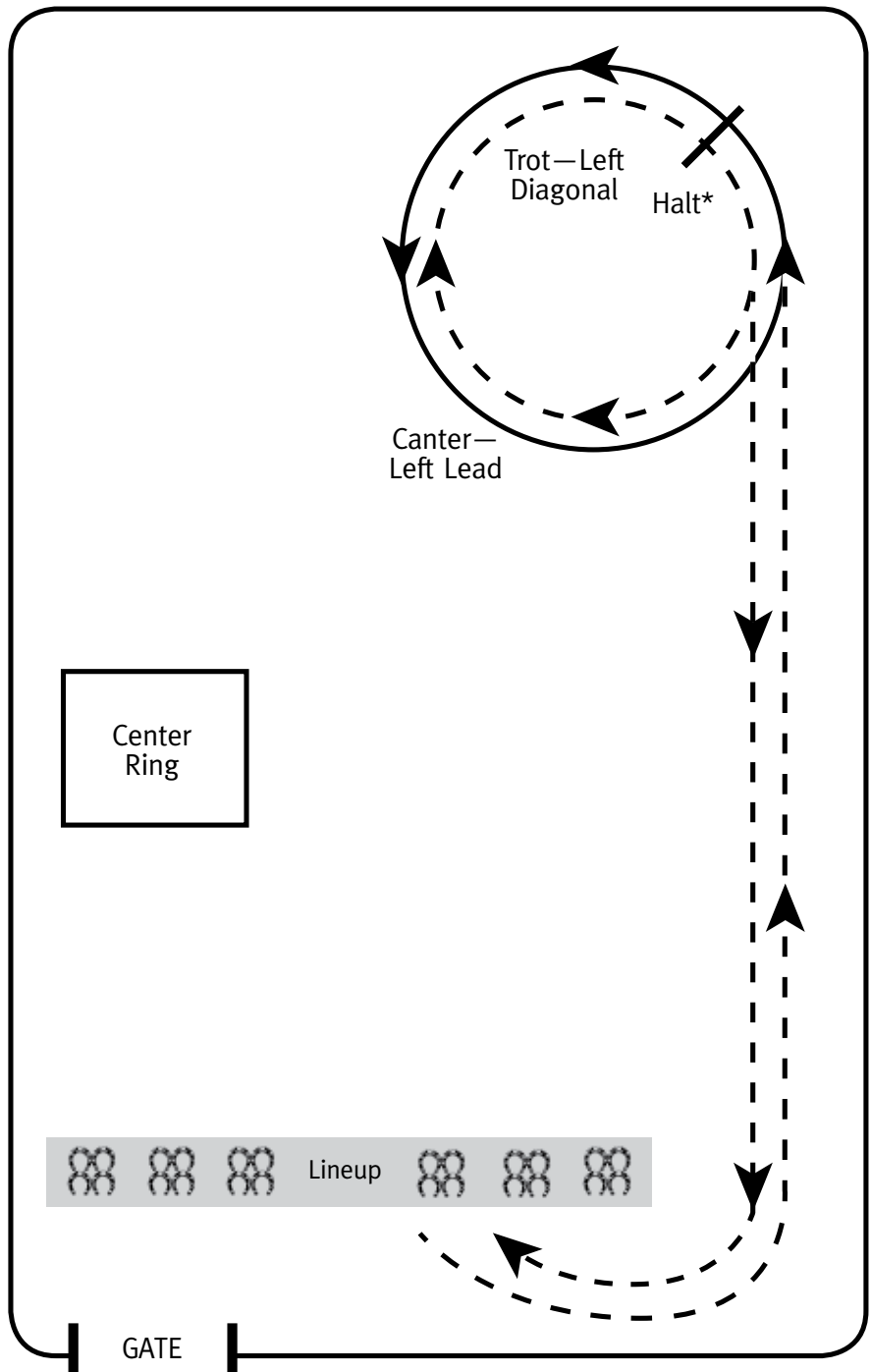
Return to the lineup or exit arena at a trot.



*This pattern may only be used for:*

- 13 & Under
- 14 - 18
- 18 & Under
- 19 & Over

*If used at a Regional or National Show, pattern may not be run from the lineup.*

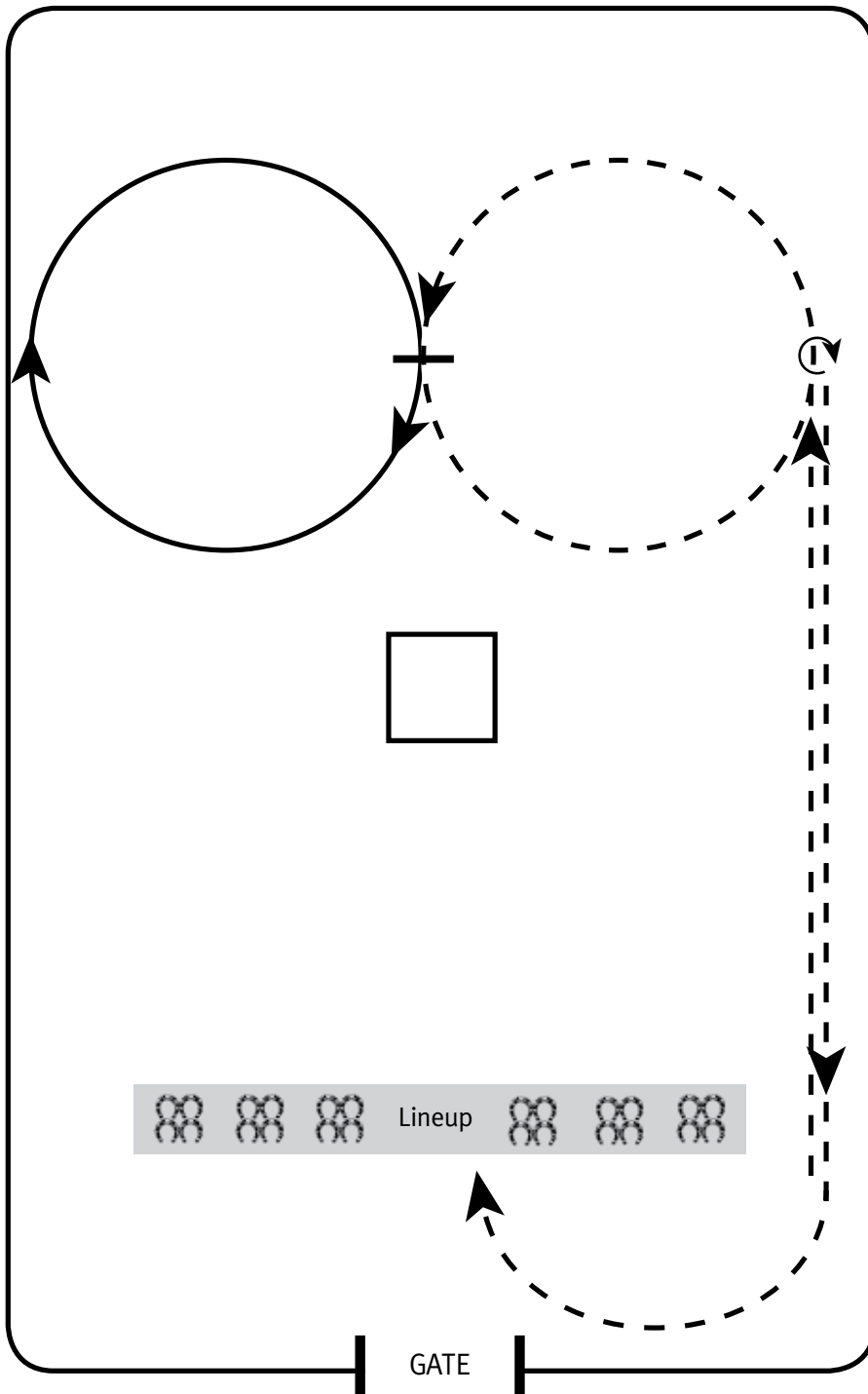


# Class 381

## Saddle Seat Equitation AATR

# Saddle Seat

## PATTERN F • Tests 2,3,6,10



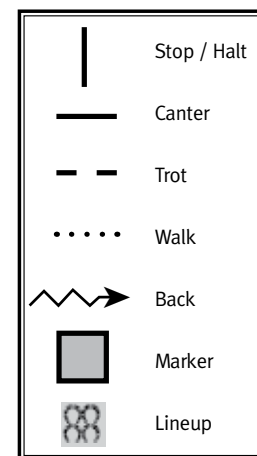
Enter the ring to the right at a trot on the right diagonal to the 3/4 point of the rail and execute a half circle to the left at the trot to the center of the ring on the right diagonal. Halt.

Canter a circle to the right on the right lead. Halt.

Trot a half circle to the left on the right diagonal back to the rail. Halt.

Reverse and trot down the rail showing two changes of diagonal beginning on the left diagonal.

Return to the lineup or exit the ring at the trot.



*This pattern may only be used for:*

- 13 & Under
- 14 - 18
- 18 & Under
- 19 & Over

*If used at a Regional or National Show, pattern may not be run from the lineup.*