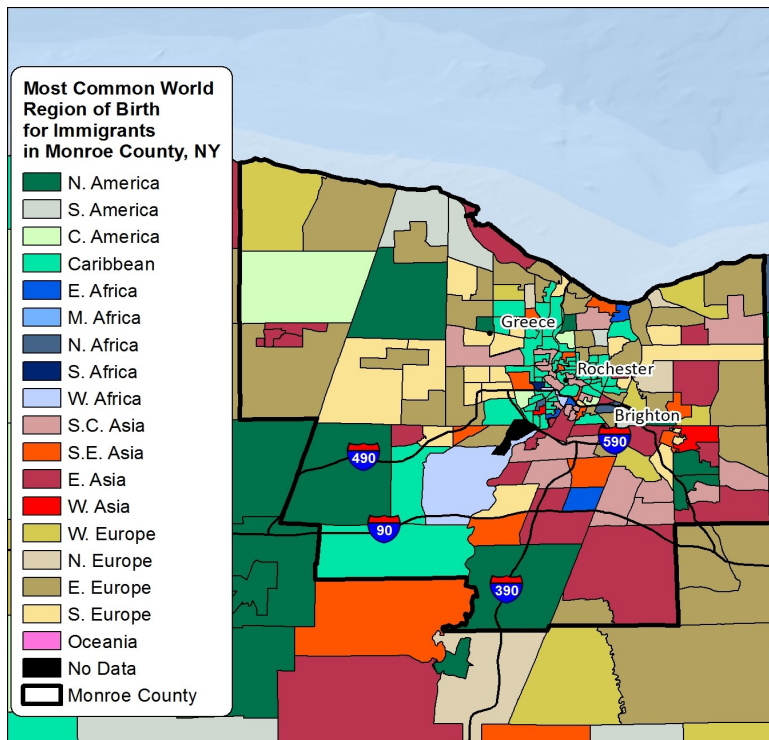


Immigrants in Monroe County, NY 2015

iDod: Fact Sheets with Data on Immigrants, Customized For You, For Free.

Most Common World Region of Birth for Immigrants in Monroe County, NY



The map on the left displays the most common world region of birth for immigrants living in the census tracts in Monroe County, NY. The largest group of immigrants in Monroe County are from Asia (e.g. China, Vietnam, India, and Korea), Europe (e.g. Italy, Ukraine, Germany, and Turkey), North America (e.g. Canada), and the Caribbean (e.g. Jamaica, Dominican Republic, and Cuba). Immigrants from the Caribbean and Asia reside in the Census tracts immediately surrounding the city of Rochester, NY, while immigrants from Eastern and Western Europe were predominately located within the eastern and western side of the city of Rochester and Monroe County.

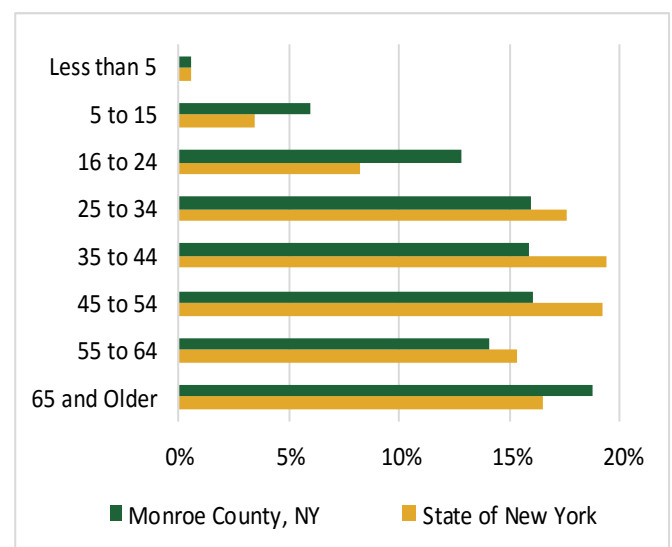
Of the top 10 languages spoken at home in Monroe County 27 percent of immigrants speak English and 9 percent speak Spanish, whereas 31 percent of immigrants speak Spanish and 24 percent speak English in the State of New York. Also in Monroe County 6 percent of immigrants speak Chinese and 5 percent speak Italian. The remaining 53 percent of immigrants in Monroe County speak 72 different languages.

The chart at the bottom right illustrates the age among immigrants living in Monroe County and the state of New York. Immigrants in Monroe County tended to be slightly younger than immigrants in the state of New York with a median age of 43 years old versus 45 years old.

Top 10 Languages Spoken among Immigrants in Monroe County, NY and the State of New York

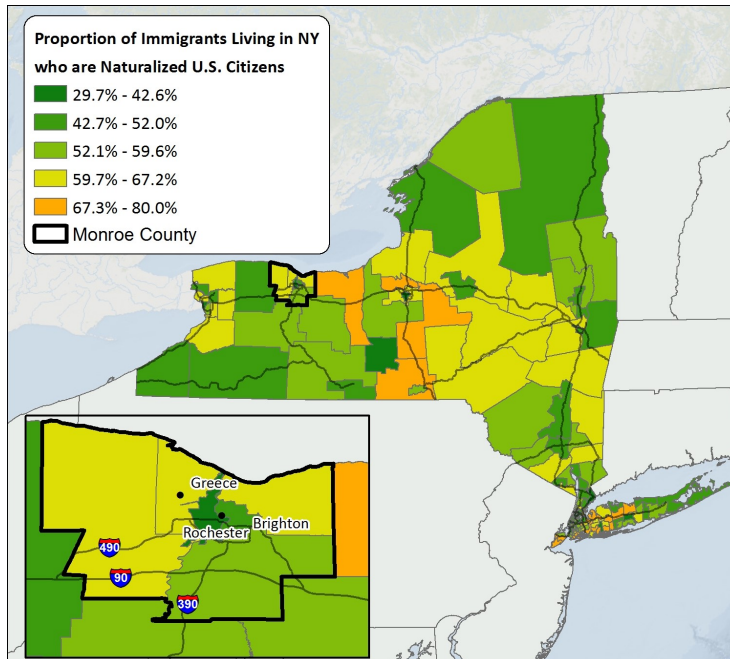
Monroe County, NY		State of New York	
Language	Percent	Language	Percent
English	27	Spanish	31
Spanish	9	English	24
Chinese	6	Chinese	7
Italian	5	Russian	4
Russian	4	French or Haitian Creole	3
Ukrainian, Ruthenian, Little Russian	4	Bengali	2
Vietnamese	4	Korean	2
Turkish	3	Italian	2
French	3	French	2
German	2	Filipino, Tagalog	2
All Other Languages (n=66)	33	All Other Languages (n=93)	21
Estimated Immigrant Population (Ages 5+)	48,916	Estimated Immigrant Population (Ages 5+)	4,420,031

Age among Immigrants Living in Monroe County, NY and the State of New York



Immigrants in Monroe County, NY 2015

Proportion of Immigrants Living in New York who are Naturalized U.S. Citizens

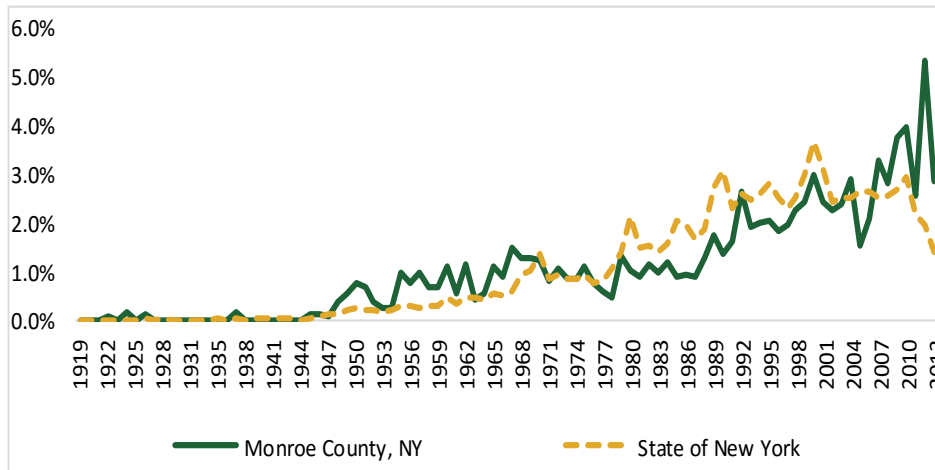


The map on the left presents the proportion of immigrants living in New York who are naturalized U.S. citizens in each Public Use Microdata Area (PUMA). Overall, 55 percent of immigrants in Monroe County and 54 percent of immigrants in NY are naturalized U.S. citizens. The geographic areas with the greatest proportion of Naturalized U.S. citizens reside in Nassau County in the town of Hempstead, Broome, Tioga, and Onondaga County, and areas in and around New York City. The areas with the lowest proportion of immigrants who are naturalized U.S. citizens live in Tompkins County and the city of Rochester and Syracuse.

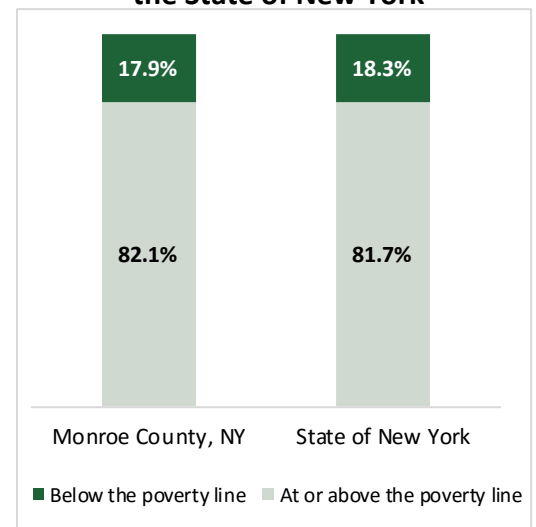
The median year of immigration for immigrants living in Monroe County was 1995. As shown on the graph on the bottom left there were higher rates of immigration to Monroe County, relative to the State of New York, between 2007 to 2010 and 2012 to 2013.

With regard to poverty rates, 82 percent of immigrants living in Monroe County live at or above the poverty line and only 18 percent of immigrants live below the poverty line. These rates are similar to those for all immigrants living in New York.

Percent of All Immigrants by Year of Immigration for Immigrants Living in Monroe County, NY and the State of New York



Poverty Rates among Immigrants Living in Monroe County, NY and the State of New York



ABOUT THE INSTITUTE FOR IMMIGRATION RESEARCH

IIR works to refocus the immigration conversation among academics, policy-makers and the public, including the business community and media, by producing and disseminating unbiased and objective, interdisciplinary academic research related to immigrants and immigration to the United States. The Institute for Immigration Research is a joint venture between George Mason University and the Immigrant Learning Center, Inc. (ILC) of Massachusetts.