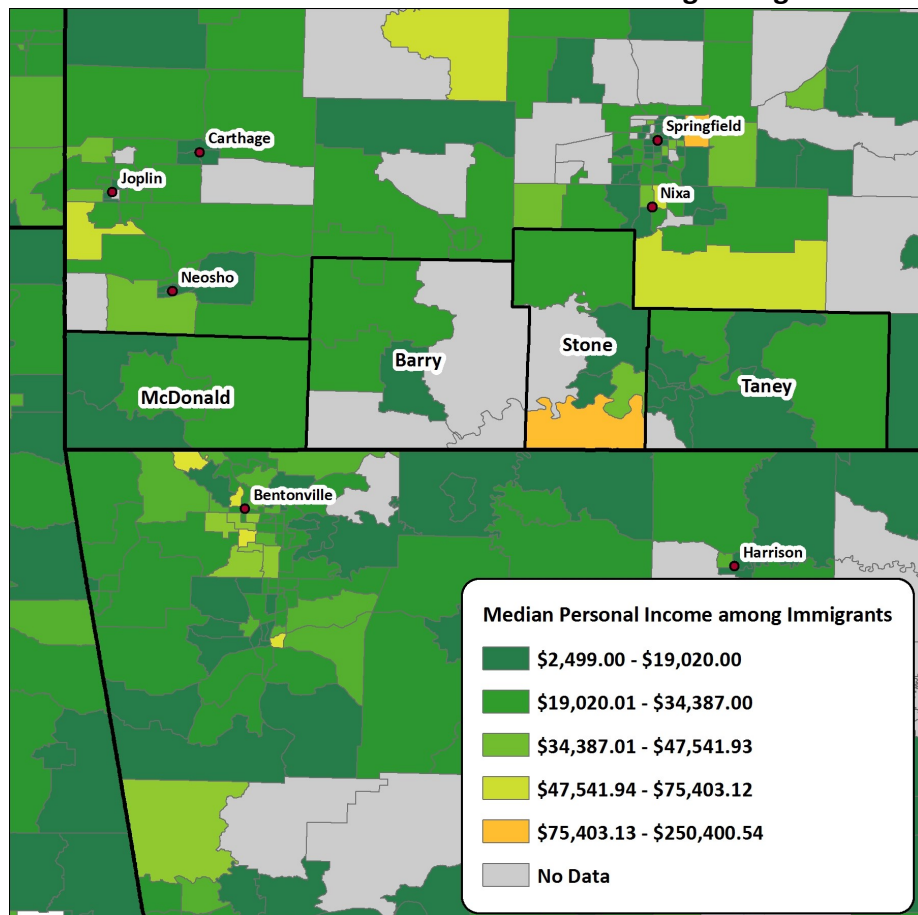


Immigrants in Southwestern Missouri, 2010-2014

iDod: Fact Sheets with Data on Immigrants, Customized For You, For Free. Median Personal Income among Immigrants in Southwestern Missouri

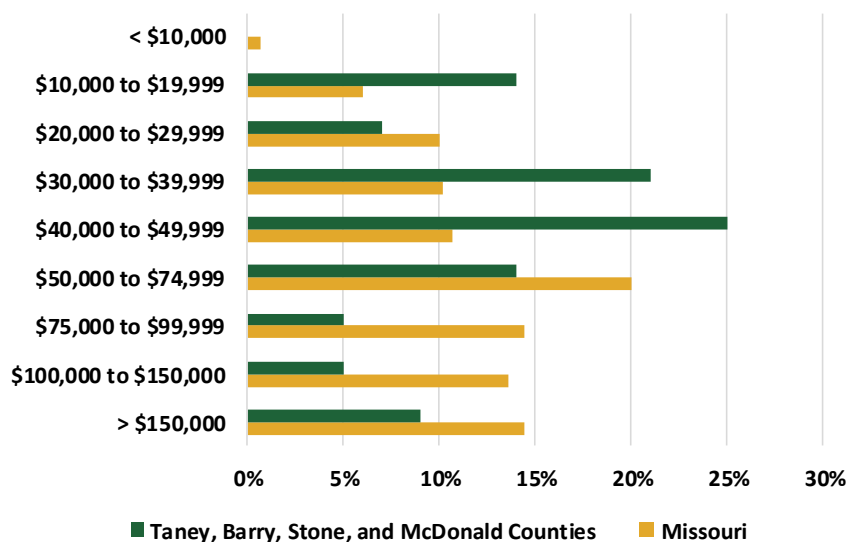


The map on the left presents the median personal income among immigrants in Census tracts of southwestern Missouri. Barry, McDonald, Stone, and Taney counties are highlighted because they belong to one "Public Use Microdata Area" (PUMA). Estimates in tables and charts throughout this fact sheet were produced using this public use geography. Immigrants in Census tracts of southwestern Missouri are characterized by relative small median personal incomes.

Overall, immigrants in Barry, McDonald, Stone, and Taney counties are characterized by smaller household incomes when compared to immigrants throughout Missouri.

Almost half of the immigrants in Barry, McDonald, Stone, and Taney counties were born in Mexico.

Median Income among Immigrant Households in Barry, McDonald, Stone, and Taney Counties

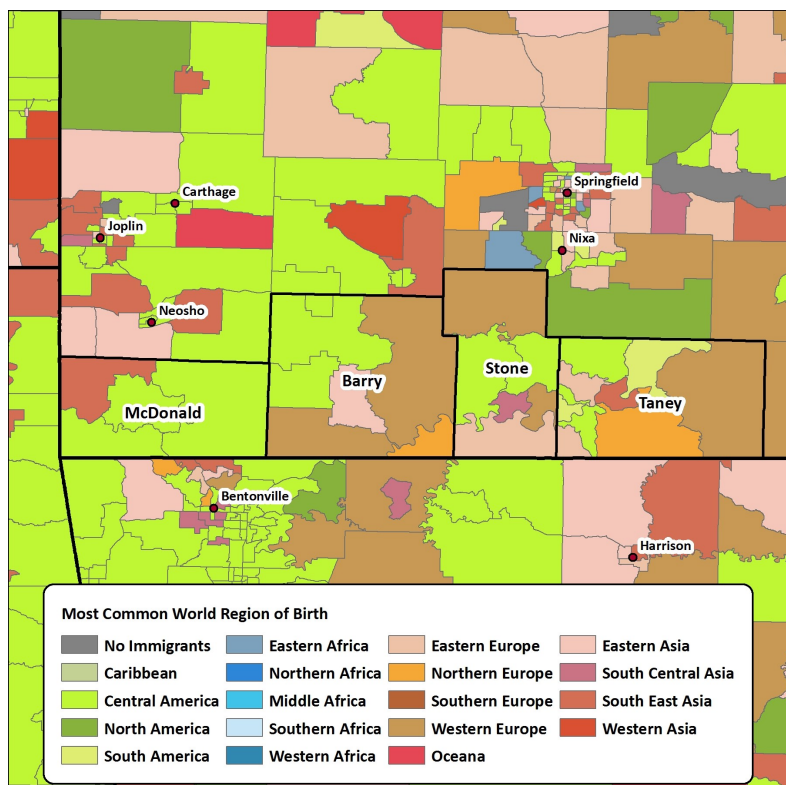


Top Ten Countries of Birth among Immigrant Householders in Barry, McDonald, Stone, and Taney Counties

Countries of Birth	Percent
Mexico	47%
Canada	7%
Somalia	6%
Guatemala	6%
Micronesia	5%
United Kingdom	4%
Brazil	3%
Laos	3%
Germany	3%
Ukraine	3%
All Other Countries	1%
Estimated Number of Immigrant Households	1,838

Immigrants in Southwestern Missouri, 2010-2014

Most Common World Region of Birth among Immigrants in Census Tracts of Southwestern Missouri

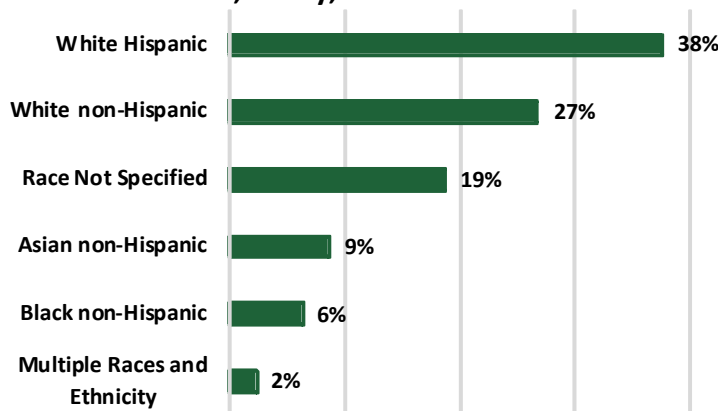


The map on the left presents the most common world region of birth among immigrants in Census tracts of southwestern Missouri. Barry, McDonald, Stone, and Taney counties are highlighted here. In many Census tracts, the most common world region of birth among immigrants is Central America and Mexico. This is indicated by a lime green color.

Across Barry, McDonald, Taney, and Stone counties, the largest proportion of immigrants identify as White Hispanic. Note that almost 1 in 5 immigrants prefer not to identify their race or ethnicity.

The largest proportion of immigrant households across Barry, McDonald, Taney, and Stone counties contain zero children. When compared with the population across Missouri, the immigrants in these select counties have fewer children on average, except for families with four or more children.

Race and Ethnicity among Immigrants in Barry, McDonald, Taney, and Stone Counties



Number of Children per Immigrant Household in Barry, McDonald, Taney, and Stone Counties

Number of Children	Taney, Barry, Stone, and McDonald Counties	Missouri
0	47%	49%
1	19%	20%
2	17%	18%
3	7%	9%
4	6%	3%
5	2%	1%
6 or more	1%	< 1%
Estimated Number of Immigrant Households	1,838	93,512

ABOUT THE INSTITUTE FOR IMMIGRATION RESEARCH

IIR works to refocus the immigration conversation among academics, policy-makers and the public, including the business community and media, by producing and disseminating unbiased and objective, interdisciplinary academic research related to immigrants and immigration to the United States. The Institute for Immigration Research is a joint venture between George Mason University and the Immigrant Learning Center, Inc. (ILC) of Massachusetts.