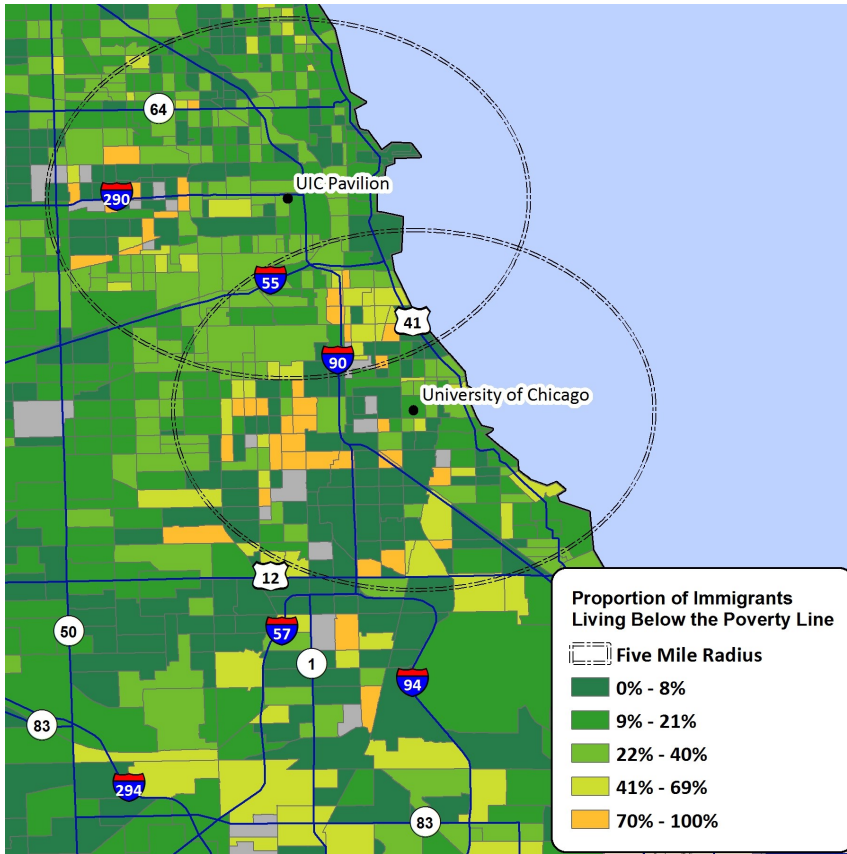


Immigrants in Chicago, 2010-2014

iDod: Fact Sheets with Data on Immigrants, Customized For You, For Free.
Proportion of Immigrants Living Below the Poverty Line in Census Tracts of Chicago



The map on the left presents the proportion of immigrants living below the poverty line in Census Tracts in Chicago. Five mile radii for the UIC Pavilion and the University of Chicago are highlighted. There are clusters of Census tracts to the west and north of the University in which roughly 70 - 100 percent of immigrants live below the poverty line. In a majority of Census tracts near the UIC Pavilion, roughly 22 - 40 percent of immigrants live below the poverty line.

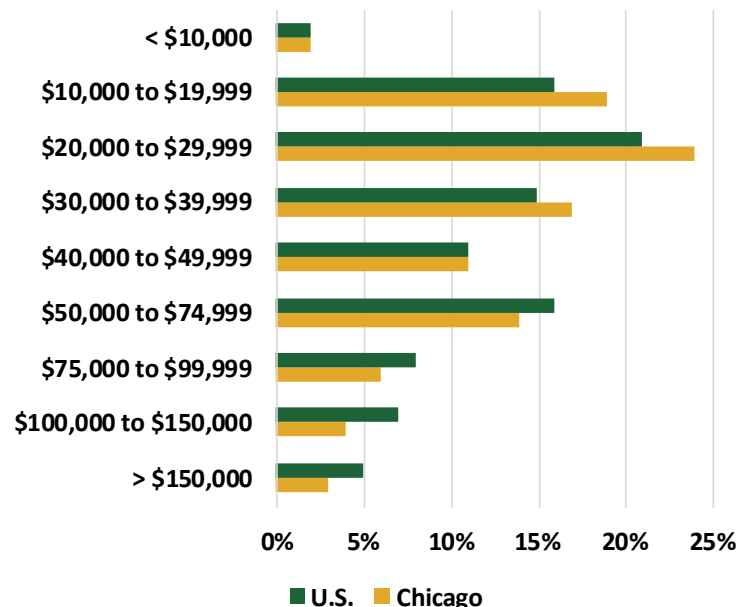
Mexico is the most common country of birth among immigrants in Chicago. Yet more than one quarter of immigrants in Chicago represent 138 countries of birth, demonstrating a very diverse minority of immigrants.

Overall, immigrants in Chicago are characterized by smaller incomes when compared to their national counterparts. Yet half of Chicago immigrant workers make more than \$30,000 per year.

Top Ten Countries of Birth Among Immigrants in Chicago

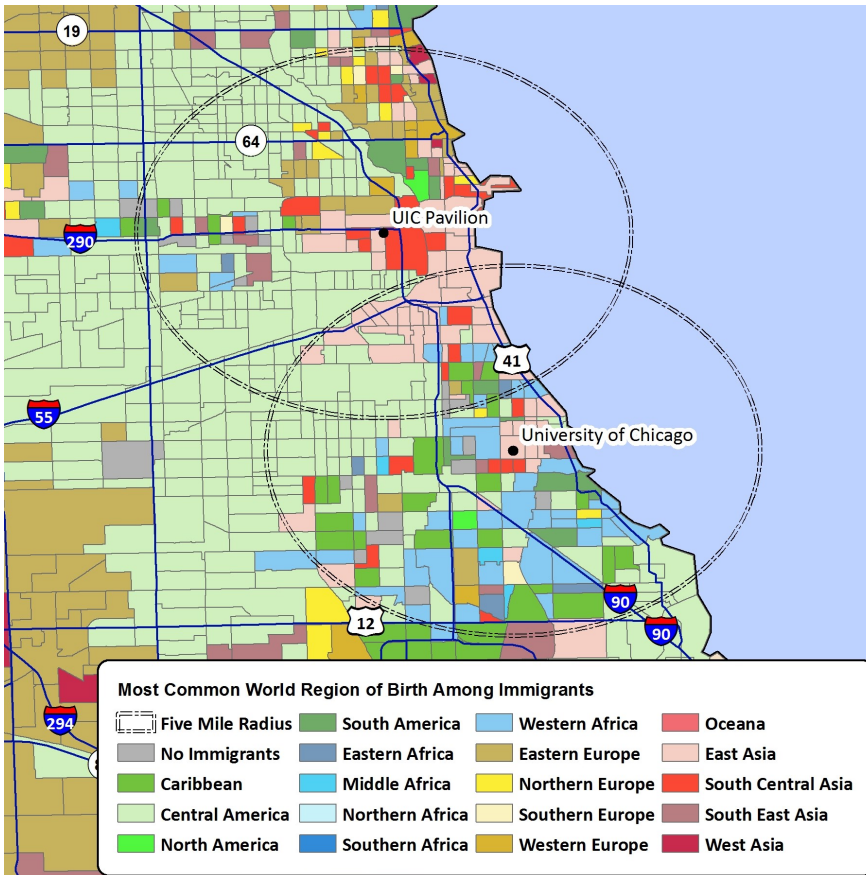
Countries of Birth	Percent
Mexico	46%
Poland	7%
China	5%
Philippines	4%
India	3%
Guatemala	2%
Ecuador	2%
Korea	2%
Ukraine	1%
Vietnam	1%
All Other Countries	27%
Estimated Immigrant Population	557,783

Personal Income among Immigrants in Chicago and the U.S.



Immigrants in Chicago, 2010-2014

Most Common World Region of Birth Among Immigrants in Census Tracts of Chicago

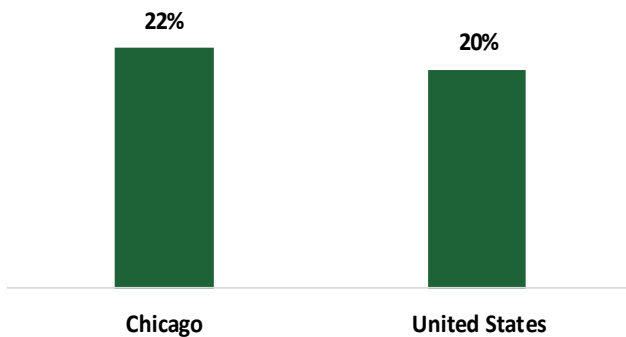


The map on the left presents the most common world region of birth among immigrants in Census tracts of Chicago. Five-mile radii are highlighted around the UIC Pavilion and the University of Chicago.

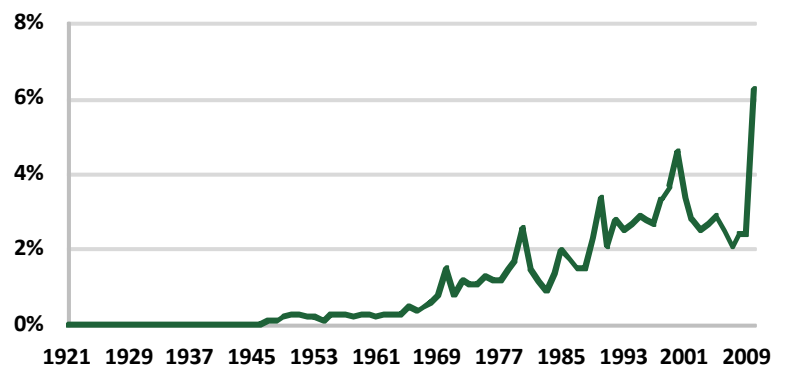
For the majority of Census tracts, the most common world region of birth among immigrants is Central America including Mexico. In many Census tracts near the UIC Pavilion, the most common world regions of birth among immigrants are East Asia and South Central Asia. In many Census tracts near the University of Chicago, the most common world regions of birth among immigrants are the Caribbean and Western Africa.

Roughly 22 percent of immigrants in Chicago live under the poverty line. Also, more than half of immigrants in Chicago immigrated in 1995 or later. Note the increase in immigration after 2008.

Percent of Immigrants Living under the Poverty Line in Chicago and the U.S.



Year of Immigration among Immigrants in Chicago



ABOUT THE INSTITUTE FOR IMMIGRATION RESEARCH

IIR works to refocus the immigration conversation among academics, policy-makers and the public, including the business community and media, by producing and disseminating unbiased and objective, interdisciplinary academic research related to immigrants and immigration to the United States. The Institute for Immigration Research is a joint venture between George Mason University and the Immigrant Learning Center, Inc. (ILC) of Massachusetts.

IMMIGRATION DATA ON DEMAND (iDod)

The iDod service is offered free of charge to help individuals and institutions examine the immigrant populations of their particular geography. Recipients of this data will see how immigrants provide vital contributions to the economy and society of the U.S. Ultimately, the goal of the iDod project is to create collaborations and connect people with data from their particular region or sector of interest on immigrant populations.