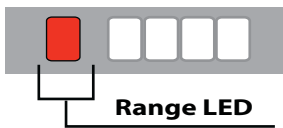


























































Washington Energy Cost Look-Up Table



Low Energy Usage = (LED off)  	\$0.48 	\$0.96 	\$1.44 	\$1.92 
	\$2.40 	\$2.88 	\$3.36 	\$3.84 
	\$4.32 	\$4.80 	\$5.28 	\$5.76 
Medium Energy Usage =  	\$6.24 	\$6.72 	\$7.20 	\$7.68 
	\$8.16 	\$8.64 	\$9.12 	\$9.60 
	\$10.08 	\$10.56 	\$11.04 	\$11.52 
High Energy Usage =  	\$12.00 	\$12.48 	\$12.96 	\$13.44 
	\$13.92 	\$14.40 	\$14.88 	\$15.36 
	\$15.84 	\$16.32 	\$16.80 	\$17.28 
Very High Energy Usage =  	\$17.76 	\$18.24 	\$18.72 	\$19.20 
	\$19.68 	\$20.16 	\$20.64 	\$21.12 
	\$21.60 	\$22.08 	\$22.56 	\$23.04 

Washington Average Rate: 9.6¢/kWh