

























































# Idaho Energy Cost Look-Up Table



<b>Low Energy Usage =</b> (LED off)  	\$0.52 	\$1.03 	\$1.55 	\$2.06 
	\$2.58 	\$3.09 	\$3.61 	\$4.12 
	\$4.64 	\$5.15 	\$5.67 	\$6.18 
<b>Medium Energy Usage =</b>  	\$6.70 	\$7.21 	\$7.73 	\$8.24 
	\$8.76 	\$9.27 	\$9.79 	\$10.30 
	\$10.82 	\$11.33 	\$11.85 	\$12.36 
<b>High Energy Usage =</b>  	\$12.88 	\$13.39 	\$13.91 	\$14.42 
	\$14.94 	\$15.45 	\$15.97 	\$16.48 
	\$17.00 	\$17.51 	\$18.03 	\$18.54 
<b>Very High Energy Usage =</b>  	\$19.06 	\$19.57 	\$20.09 	\$20.60 
	\$21.12 	\$21.63 	\$22.15 	\$22.66 
	\$23.18 	\$23.69 	\$24.21 	\$24.72 

Idaho Average Rate: 10.3¢/kWh