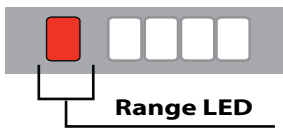


























































California Energy Cost Look-Up Table



Low Energy Usage = (LED off)  	\$0.94 	\$1.89 	\$2.83 	\$3.77 
	\$4.71 	\$5.66 	\$6.60 	\$7.54 
	\$8.48 	\$9.43 	\$10.37 	\$11.31 
Medium Energy Usage =  	\$12.25 	\$13.20 	\$14.14 	\$15.08 
	\$16.02 	\$16.97 	\$17.91 	\$18.85 
	\$19.79 	\$20.74 	\$21.68 	\$22.62 
High Energy Usage =  	\$23.56 	\$24.51 	\$25.45 	\$26.39 
	\$27.33 	\$28.28 	\$29.22 	\$30.16 
	\$31.10 	\$32.05 	\$32.99 	\$33.93 
Very High Energy Usage =  	\$34.87 	\$35.82 	\$36.76 	\$37.70 
	\$38.64 	\$39.59 	\$40.53 	\$41.47 
	\$42.41 	\$43.46 	\$44.30 	\$45.24 

California Average Rate: 18.9¢/kWh