














Tray Style Configuration Matrix								
Tray Name	Busse Part #	Names for Sales Reps	Number of compartments	Decks	Dimensions (WxLxH)	Configuration Style	Type of Packaging	Picture of tray/set of trays
Single compartment tray - Shallow	1923A	Tray 1	1	Single	6.75x8x1.5	N/A	1. Peel back lid 2. CSR wrapped and placed in a centerstrip bag	
Single compartment tray - Deep	71021	Tray 2	1	Single	6.75x8x2.5	N/A	1. Peel back lid 2. CSR wrapped and placed in a centerstrip bag	
Two compartment tray	71022	Tray 3	2	Single	6.75x8x2.5	N/A	1. Peel back lid 2. CSR wrapped and placed in a centerstrip bag	
Three compartment tray	71023	Tray 4	3	Single	6.75x8x2.5	N/A	1. Peel back lid 2. CSR wrapped and placed in a centerstrip bag	
Amniocentesis tray	6500A-2	Tray 5	Several	Single	12x12x1.25	N/A	CSR overwrapped and placed in peelable soft pouch	
Lumbar puncture tray	6450B-1	Tray 6	Several	Single	12x12x1.25	N/A	CSR overwrapped and placed in peelable soft pouch	
Basic soft tissue biopsy tray	6510A-1	Tray 7	Several	Single	12x12x1.25	N/A	CSR overwrapped and placed in peelable soft pouch	
Bone marrow biopsy tray	Top: 6520A-1 Bottom: 6520B-1	Tray 8	Several	Double	9.5x10x1.25 9.5x10x1.25	Prep tray over component tray	CSR overwrapped and placed in peelable soft pouch	
Pain management	Top: 6700A-1 Bottom: 6700B-1	Tray 9	Several	Double	10.5x10.5x1.5 10.5x10.5x1.5	Prep tray over component tray	CSR overwrapped and placed in peelable soft pouch	
Pain management	Top: 6720T Bottom: 6720B Tub: Formed inline	Tray 10	Several	Double	5.5x7.25x1.25 5.75x12x2.25 6.5x13.25x2.75	Prep tray in component tray. Both of these are packaged inside the tub	CSR overwrapped and placed in tub. The tub has a peel back lid	
Single compartment tray - with 2 prep wells	1614A	Tray 11	1	Single	6.75x8x1.5	N/A	CSR wrapped and placed in a centerstrip bag	
Single compartment tray - with 2 prep wells	N/A - Formed inline	Tray 12	1	Single	6.75x8x2	Note: Can also accommodate 6720T (top tray from Tray 10 configuration)	Peel back lid	
Single compartment tray	6400A	Tray 13	1	Single	6.75x8x1.75	N/A	Peel back lid	
Pain Management Tray/Low profile bottom tray	6730B	Tray 14	Several	Double	5.5x7.25x1.25 5.75x12x1.25 6.5x13.25x2.75	Prep Tray in component tray. Both of these are packaged inside the tub	CSR overwrapped and placed in tub. The tub has a peel back lid	